



US00D875007S

(12) **United States Design Patent** (10) **Patent No.:** **US D875,007 S**
DiCanzio (45) **Date of Patent:** **** Feb. 11, 2020**

(54) **HOOD SCOOP**
(71) Applicant: **Turn 5, Inc.**, Paoli, PA (US)
(72) Inventor: **Michael DiCanzio**, West Chester, PA (US)
(73) Assignee: **Turn 5, Inc.**, Paoli, PA (US)
(**) Term: **15 Years**
(21) Appl. No.: **29/647,049**
(22) Filed: **May 9, 2018**
(51) **LOC (12) Cl.** **12-16**
(52) **U.S. Cl.**
USPC **D12/190; D12/181**
(58) **Field of Classification Search**
USPC D12/190, 181, 192, 400, 90, 91, 92, 196,
D12/197, 198, 199, 200, 171, 172, 163,
D12/110, 114
CPC B60S 9/205; B60R 13/005; B60R 13/02
See application file for complete search history.

(56) **References Cited**
U.S. PATENT DOCUMENTS
D316,072 S * 4/1991 Wayne D12/190
5,157,377 A * 10/1992 Wayne B60K 35/00
180/69.2
D457,471 S * 5/2002 Simcox D12/173
D524,705 S * 7/2006 Bettino D12/181
D528,482 S * 9/2006 Hamburger D12/181

7,699,369 B1 * 4/2010 Buresh B60R 13/04
296/1.07
D726,080 S * 4/2015 Mays D12/173
D751,013 S * 3/2016 Curic D12/163
D758,257 S * 6/2016 Platto D12/163
D817,236 S * 5/2018 DiCanzio D12/173
D830,258 S * 10/2018 Moffett D12/181
D850,339 S * 6/2019 Lu D12/181
D854,475 S * 7/2019 Grand D12/190

* cited by examiner

Primary Examiner — Katrina A Betton
(74) *Attorney, Agent, or Firm* — Schott, P.C.


(57) **CLAIM**

The ornamental design for the hood scoop, as shown and described.

DESCRIPTION

FIG. 1 is a perspective view of the hood scoop of the present invention;
FIG. 2 is a top view thereof;
FIG. 3 is a bottom view thereof;
FIG. 4 is a side view thereof;
FIG. 5 is an opposite side view thereof;
FIG. 6 is a front view thereof, inverted;
FIG. 7 is a rear view thereof; and,
FIG. 8 is a perspective view thereof in a potential environment.
The broken lines illustrate the design's environment and form no part of the claimed design.

1 Claim, 6 Drawing Sheets



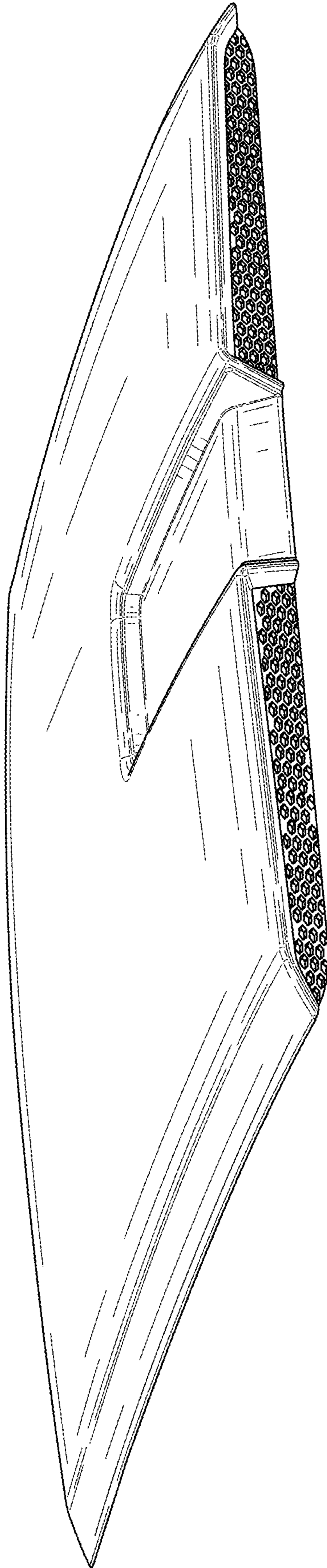


FIG. 1



FIG. 2

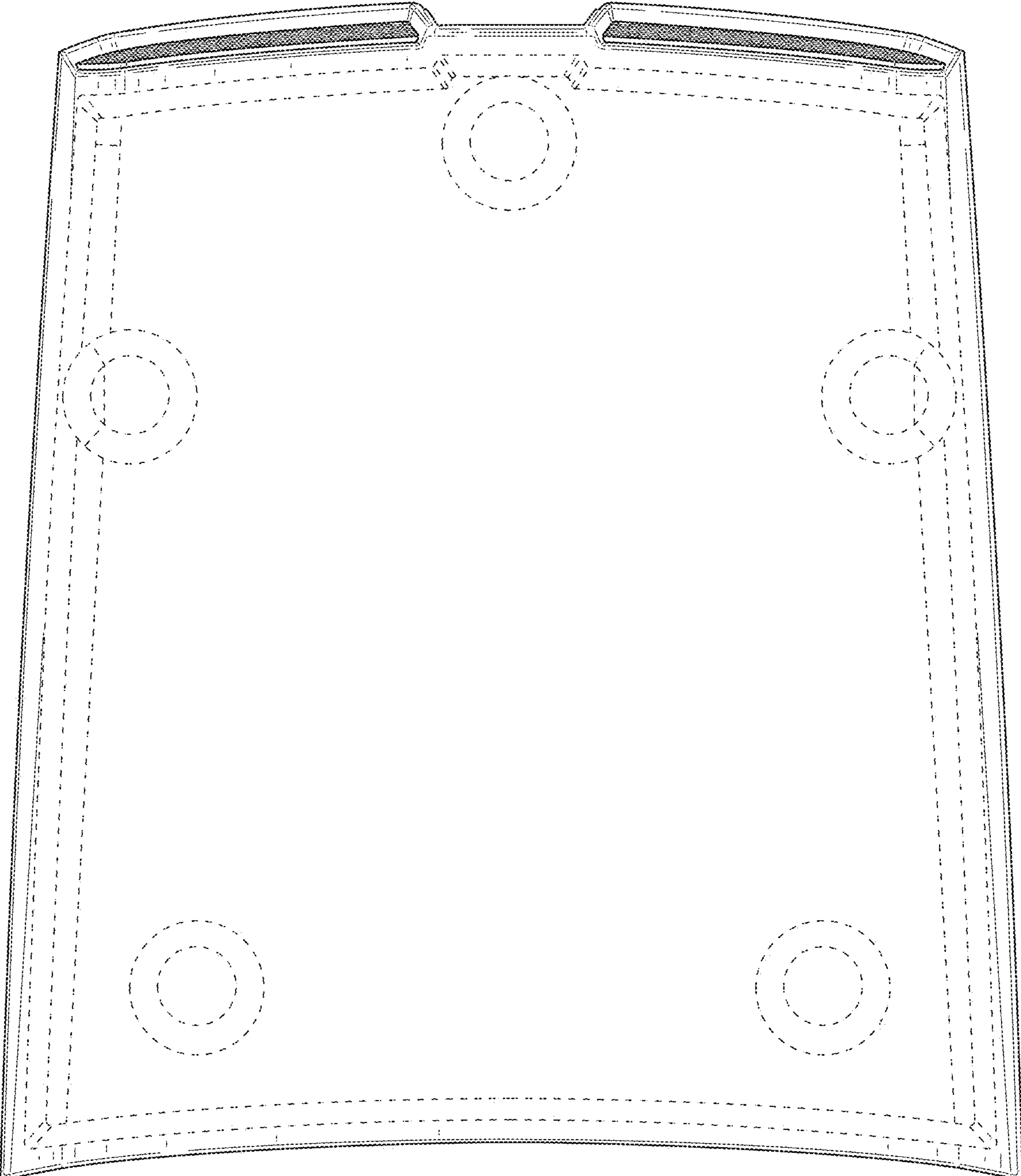


FIG. 3




FIG. 4




FIG. 5



FIG. 6

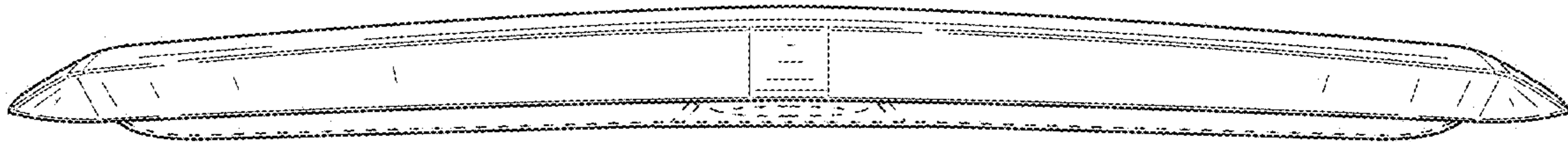


FIG. 7

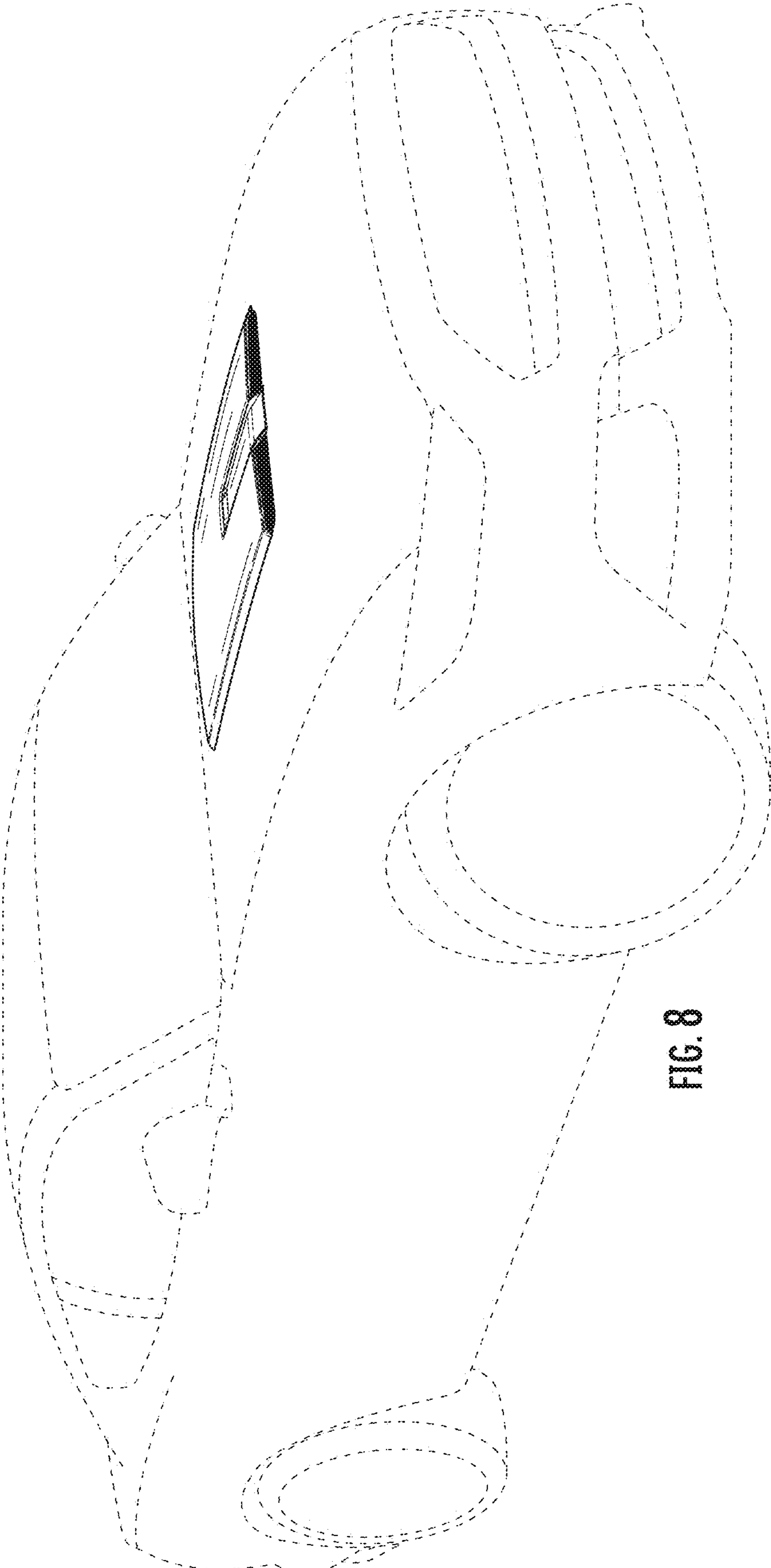


FIG. 8