

US00D875005S

(12) **United States Design Patent** (10) **Patent No.:** **US D875,005 S**
Von Holzhausen et al. (45) **Date of Patent:** **** Feb. 11, 2020**

(54) **WINDSHIELD**
(71) Applicant: **Tesla, Inc.**, Palo Alto, CA (US)
(72) Inventors: **Franz Von Holzhausen**, Malibu, CA (US); **David Tadashi Imai**, Los Angeles, CA (US); **Bernard Lee**, Rolling Hills Estates, CA (US); **Randy Rodriguez**, Torrance, CA (US)
(73) Assignee: **Tesla, Inc.**, Palo Alto, CA (US)
(**) Term: **15 Years**
(21) Appl. No.: **29/619,046**
(22) Filed: **Sep. 26, 2017**
(51) **LOC (12) Cl.** **12-08**
(52) **U.S. Cl.**
USPC **D12/182**
(58) **Field of Classification Search**
USPC D12/183, 181, 172, 171, 169, 167, 166, D12/96, 317, 182, 216, 196, 190, 84; D29/110
CPC .. B32B 3/00; B60R 1/06; B62D 25/10; B62D 25/16; B62D 25/168
See application file for complete search history.

D775,029 S * 12/2016 Frykholm D12/182
D775,030 S * 12/2016 Frykholm D12/182
D782,947 S * 4/2017 Sausaman D12/181
D788,667 S * 6/2017 Dempsey D12/183
D805,976 S * 12/2017 Curic D12/182
D811,968 S 3/2018 Milton et al.
D825,391 S * 8/2018 Von Holzhausen D12/96
D825,392 S * 8/2018 Von Holzhausen D12/96

* cited by examiner

Primary Examiner — Susan E Krakower
Assistant Examiner — Jerry Shiuian-Hua Hsu
(74) *Attorney, Agent, or Firm* — Knobbe, Martens, Olson & Bear, LLP

(57) **CLAIM**

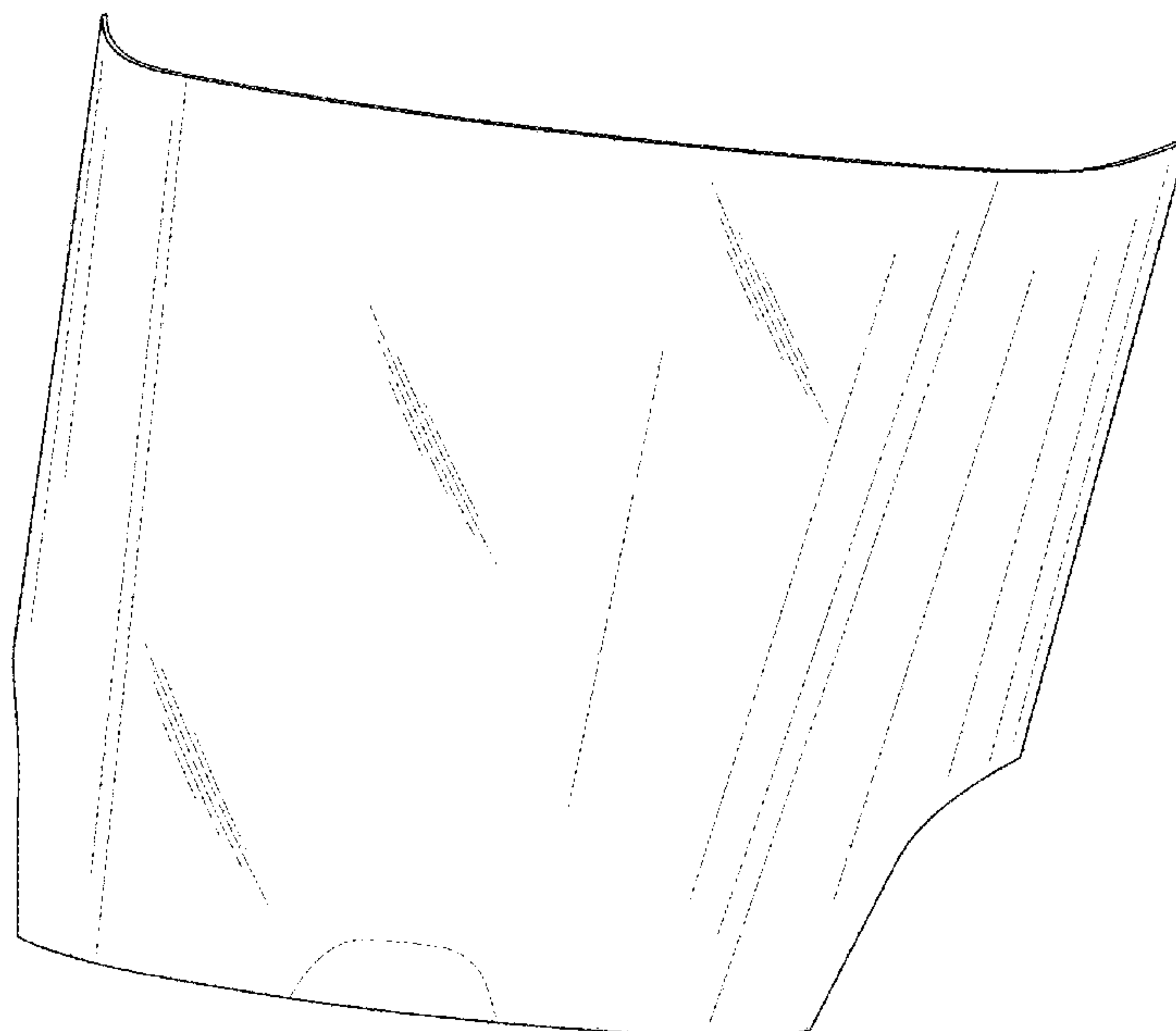
The ornamental design for a windshield, as shown and described.

DESCRIPTION

FIG. 1 is a left side perspective view of a windshield, showing our new design.
FIG. 2 is a front view of the windshield of FIG. 1.
FIG. 3 is a back view of the windshield of FIG. 1.
FIG. 4 is a left-side view of the windshield of FIG. 1.
FIG. 5 is a right-side view of the windshield of FIG. 1.
FIG. 6 is a top-perspective view of the windshield of FIG. 1.
FIG. 7 is a bottom-perspective view of the windshield of FIG. 1; and,
FIG. 8 is a left side perspective view of the windshield of FIG. 1 in condition of use.
The broken lines illustrating a semi-truck cab, in FIG. 8, depict environmental structure that form no part of the claimed design. The broken lines in the shape of a curve on the lower portion of the claim, illustrate portions of the windshield which form no part of the claimed design.

1 Claim, 8 Drawing Sheets

(56) **References Cited**
U.S. PATENT DOCUMENTS
D257,838 S * 1/1981 Mockett D12/182
D466,050 S * 11/2002 Forey D12/84
D626,890 S * 11/2010 Cantemir D12/12
D632,235 S * 2/2011 Klock D12/182
D667,764 S * 9/2012 Messale D12/182
D718,659 S * 12/2014 Lin D12/84
D721,312 S * 1/2015 George D12/182
D730,584 S * 5/2015 Paulson D29/110
D763,750 S * 8/2016 Wheel D12/181



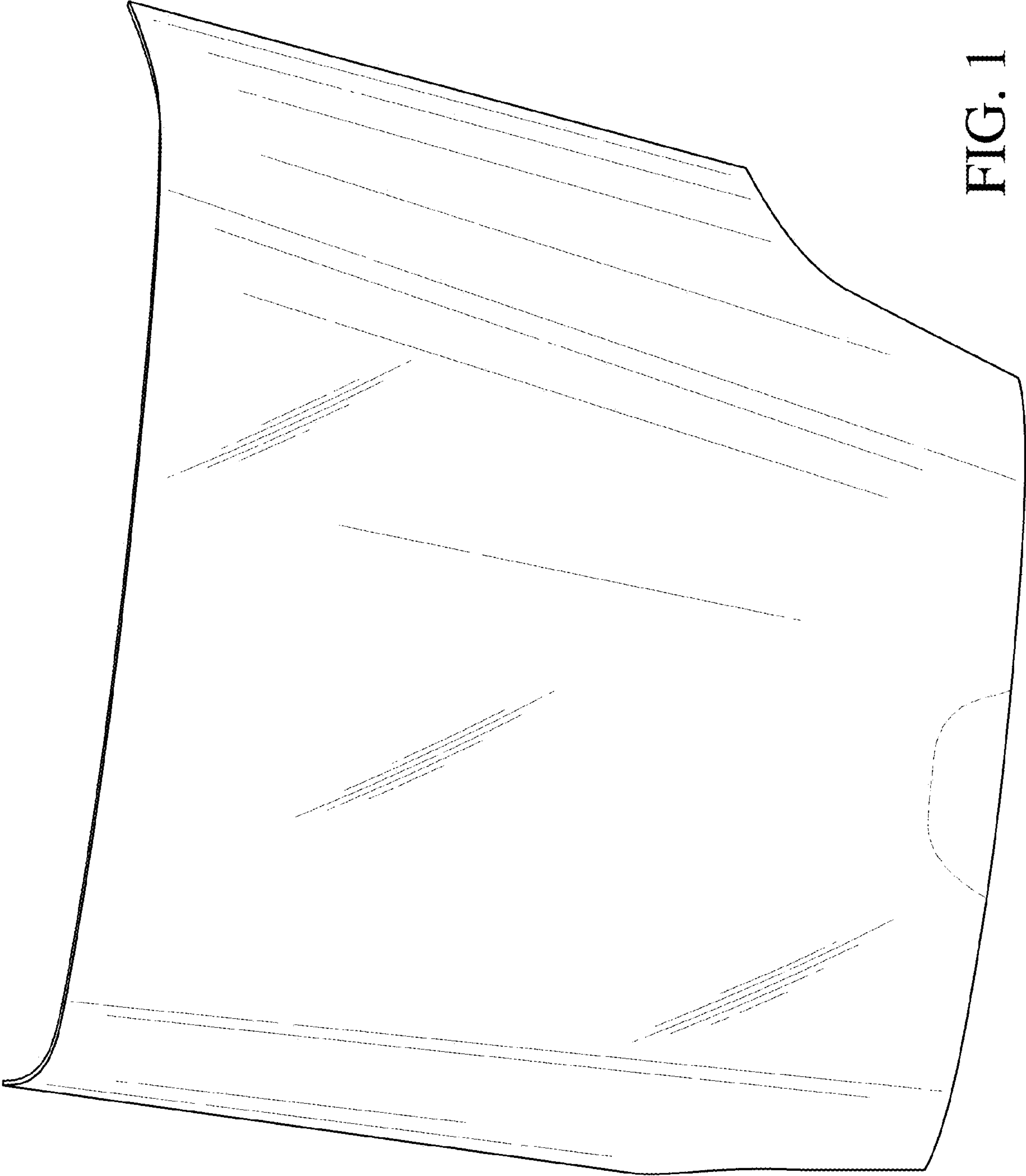


FIG. 1




FIG. 2




FIG. 3

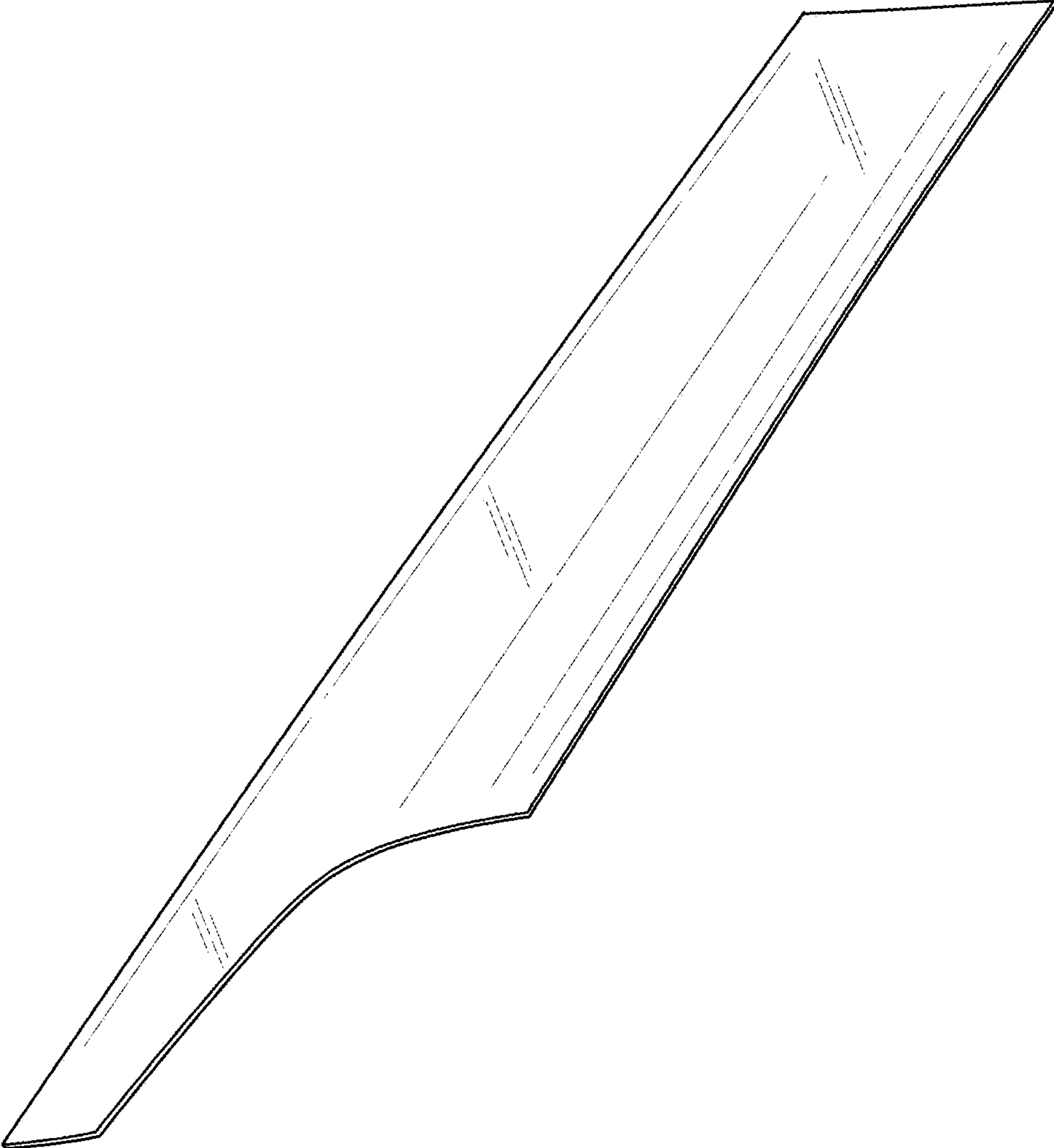


FIG. 4

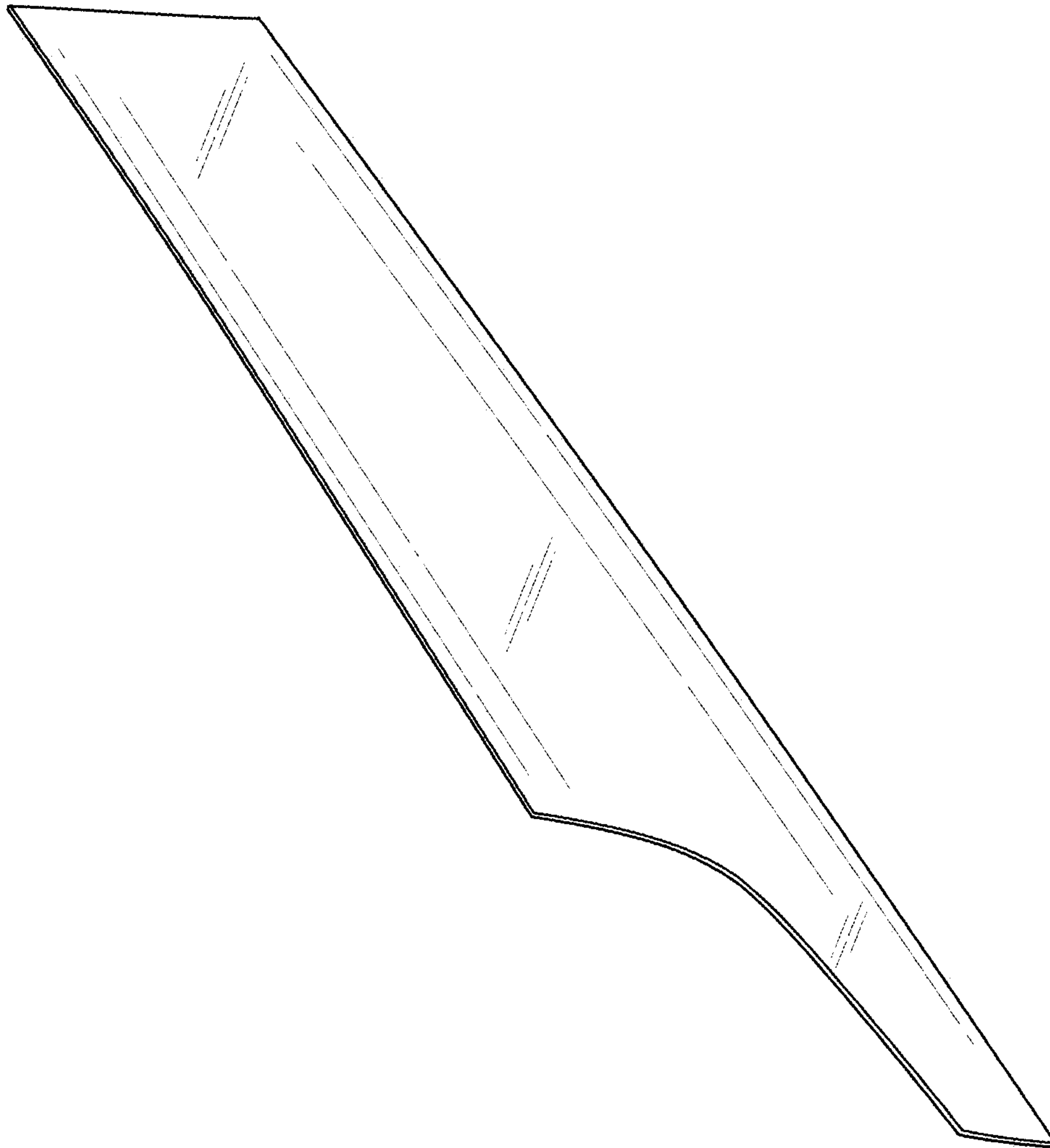


FIG. 5




FIG. 6

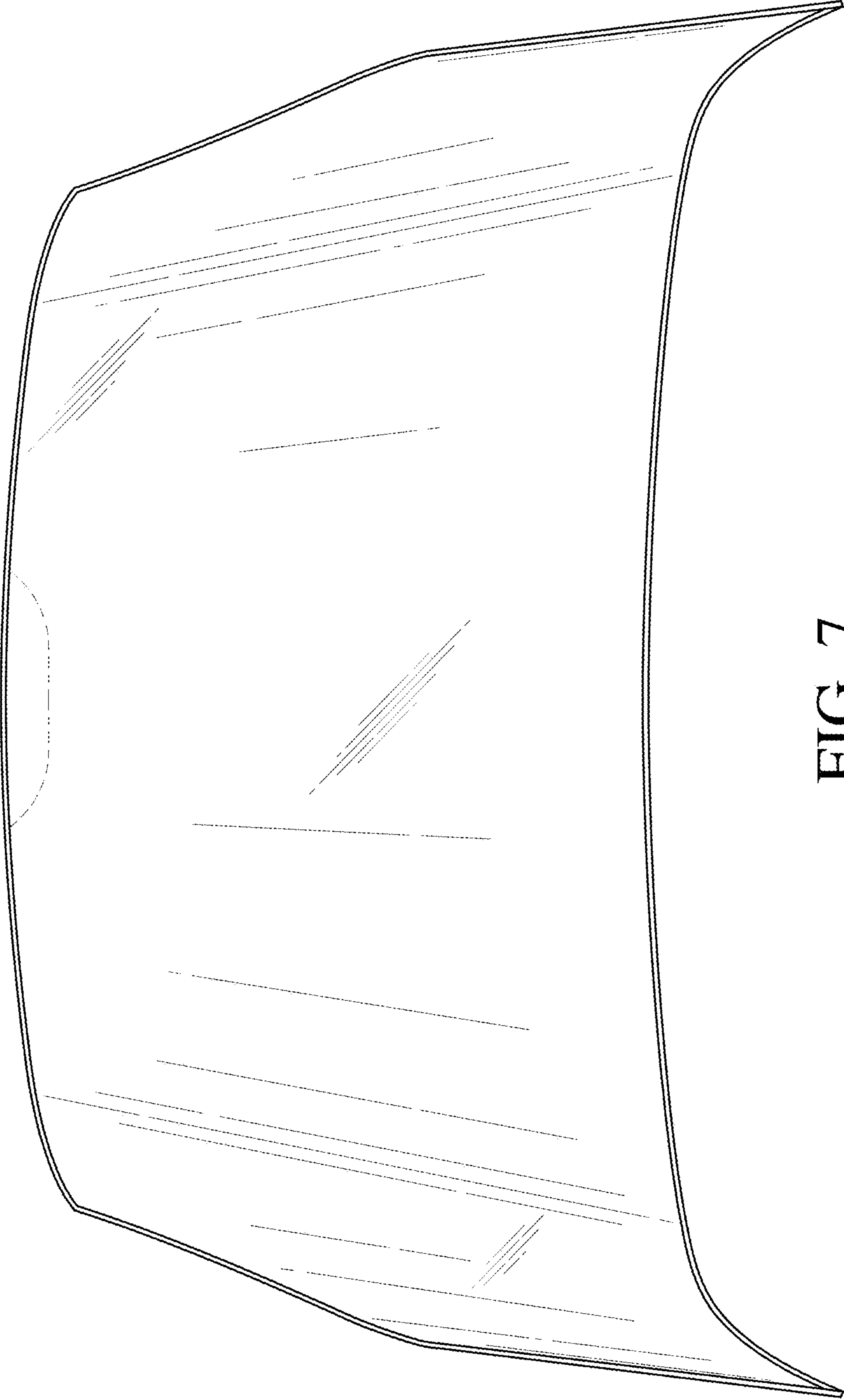


FIG. 7

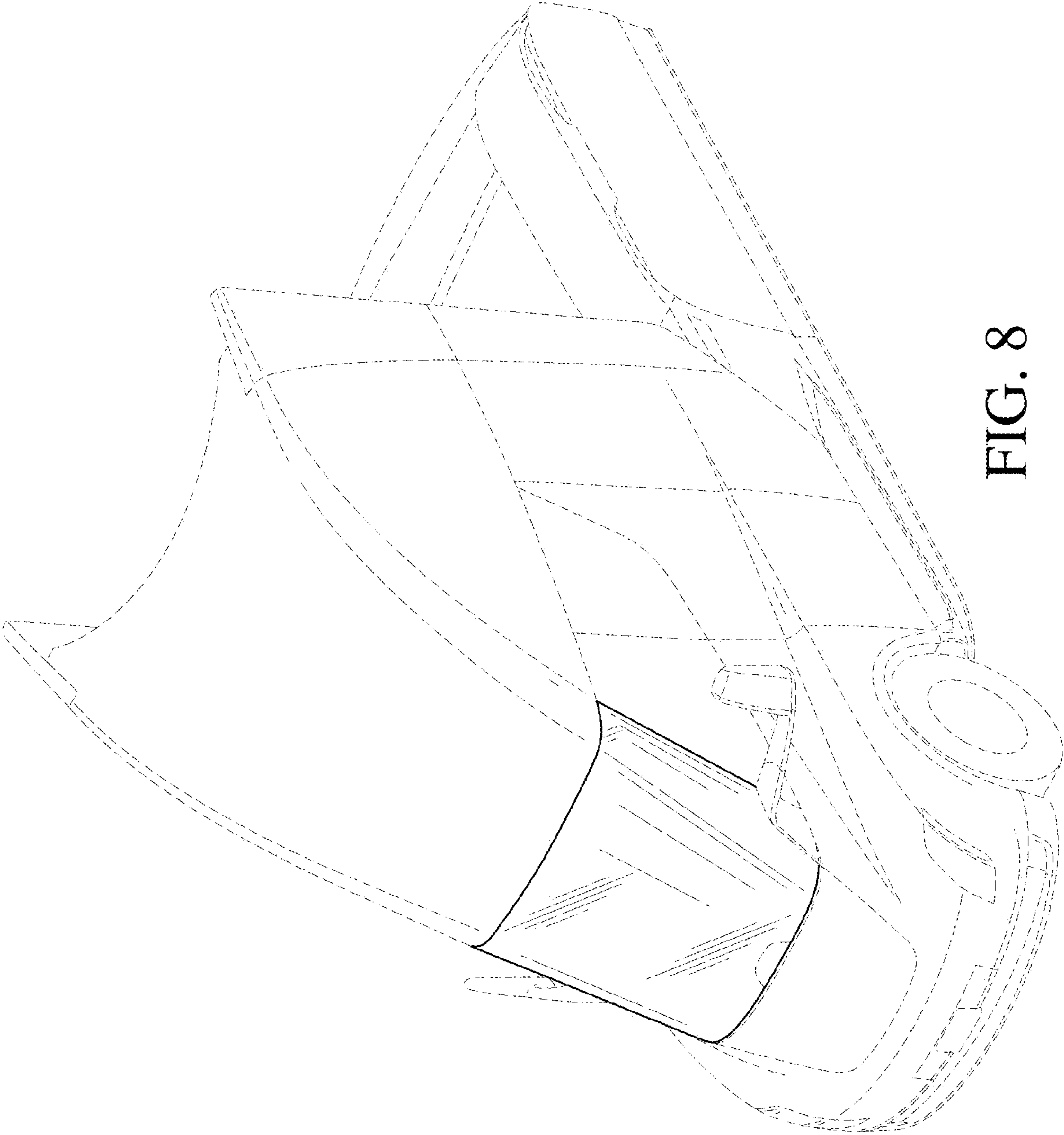


FIG. 8