



US00D874997S

(12) **United States Design Patent**
Campbell

(10) **Patent No.:** **US D874,997 S**

(45) **Date of Patent:** **** Feb. 11, 2020**

(54) **FRONT BUMPER FOR AN AUTOMOBILE**

(71) Applicant: **Nissan Motor Co., Ltd.**, Yokohama,
Kanagawa (JP)

(72) Inventor: **Ryan Campbell**, San Diego, CA (US)

(73) Assignee: **Nissan Motor Co., Ltd.**, Yokohama
(JP)

(**) Term: **15 Years**

(21) Appl. No.: **29/673,989**

(22) Filed: **Dec. 19, 2018**

(30) **Foreign Application Priority Data**

Jul. 4, 2018 (JP) 2018-014790

(51) **LOC (12) Cl.** **12-16**

(52) **U.S. Cl.**
USPC **D12/169**

(58) **Field of Classification Search**
USPC D12/169, 196, 86, 90-92; 293/102, 113,
293/115, 117, 120; 296/180.1, 180.2
CPC B60R 19/02; B60R 19/04; B62D 25/08
See application file for complete search history.

(56) **References Cited**

U.S. PATENT DOCUMENTS

| | | | | |
|--------------|--------|------------|-------|---------|
| D675,139 S * | 1/2013 | Yamamoto | | D12/169 |
| D678,141 S * | 3/2013 | Behmer | | D12/169 |
| D680,478 S * | 4/2013 | Munakata | | D12/169 |
| D683,284 S * | 5/2013 | Yoshida | | D12/169 |
| D686,546 S * | 7/2013 | Fetherston | | D12/169 |
| D687,356 S * | 8/2013 | Weil | | D12/169 |

| | | | | |
|--------------|---------|-----------|-------|---------|
| D692,811 S * | 11/2013 | Johnson | | D12/169 |
| D695,654 S * | 12/2013 | Kobayashi | | D12/169 |
| D696,167 S * | 12/2013 | Ito | | D12/169 |
| D702,160 S * | 4/2014 | Miyazawa | | D12/169 |
| D713,767 S * | 9/2014 | Selvaag | | D12/169 |
| D716,199 S * | 10/2014 | Beermann | | D12/169 |
| D747,243 S * | 1/2016 | Patel | | D12/169 |
| D760,130 S * | 6/2016 | Arroba | | D12/169 |
| D830,249 S * | 10/2018 | Zhang | | D12/169 |

* cited by examiner

Primary Examiner — Melody N Brown

(74) *Attorney, Agent, or Firm* — Global IP Counselors,
LLP

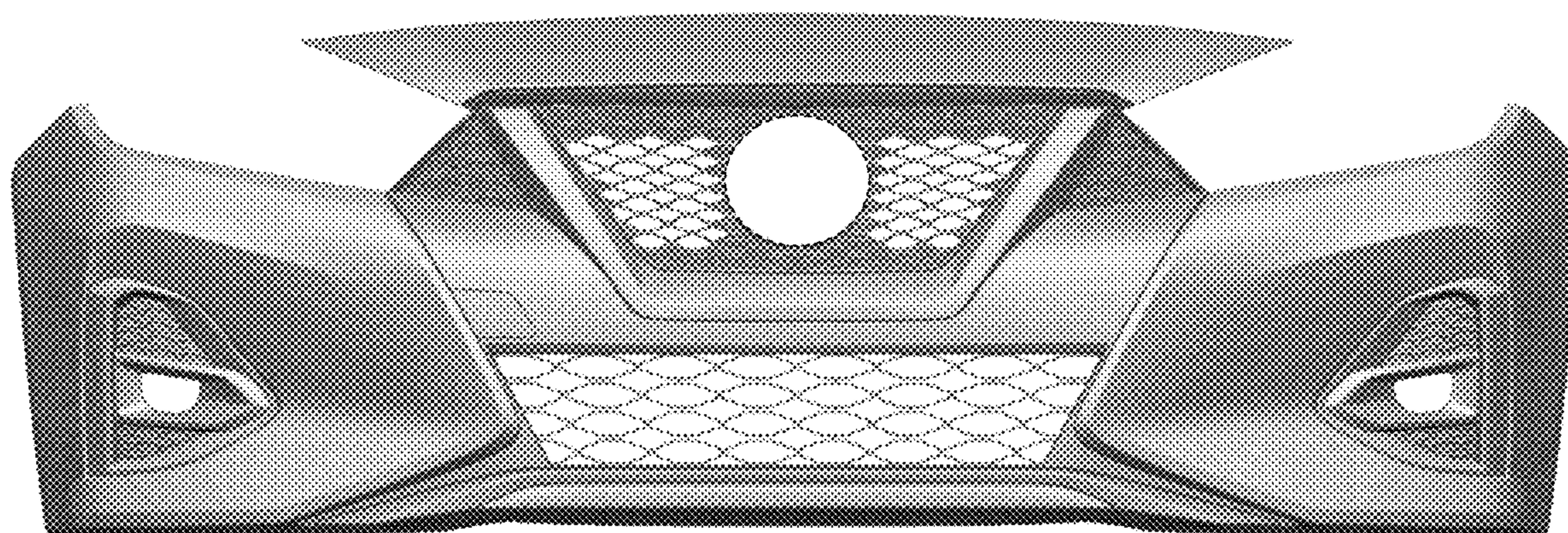
(57) **CLAIM**

The ornamental design for a front bumper for an automobile,
as shown and described.

DESCRIPTION

FIG. 1 is a front elevational view of a front bumper for an automobile in accordance with my new design;
FIG. 2 is a top plan view thereof;
FIG. 3 is a bottom plan view thereof;
FIG. 4 is a left side elevational view thereof;
FIG. 5 is a right side elevational view thereof;
FIG. 6 is a bottom, front and left side perspective view thereof; and,
FIG. 7 is a top, front and right side perspective view thereof.
The rear view of the front bumper forms no part of the claimed design. The inside surfaces of the front bumper, shown in broken lines in FIGS. 2 to 7, form no part of the claimed design since the inside surfaces are hidden when the front bumper is mounted to the automobile.

1 Claim, 7 Drawing Sheets






FIG. 1




FIG. 2

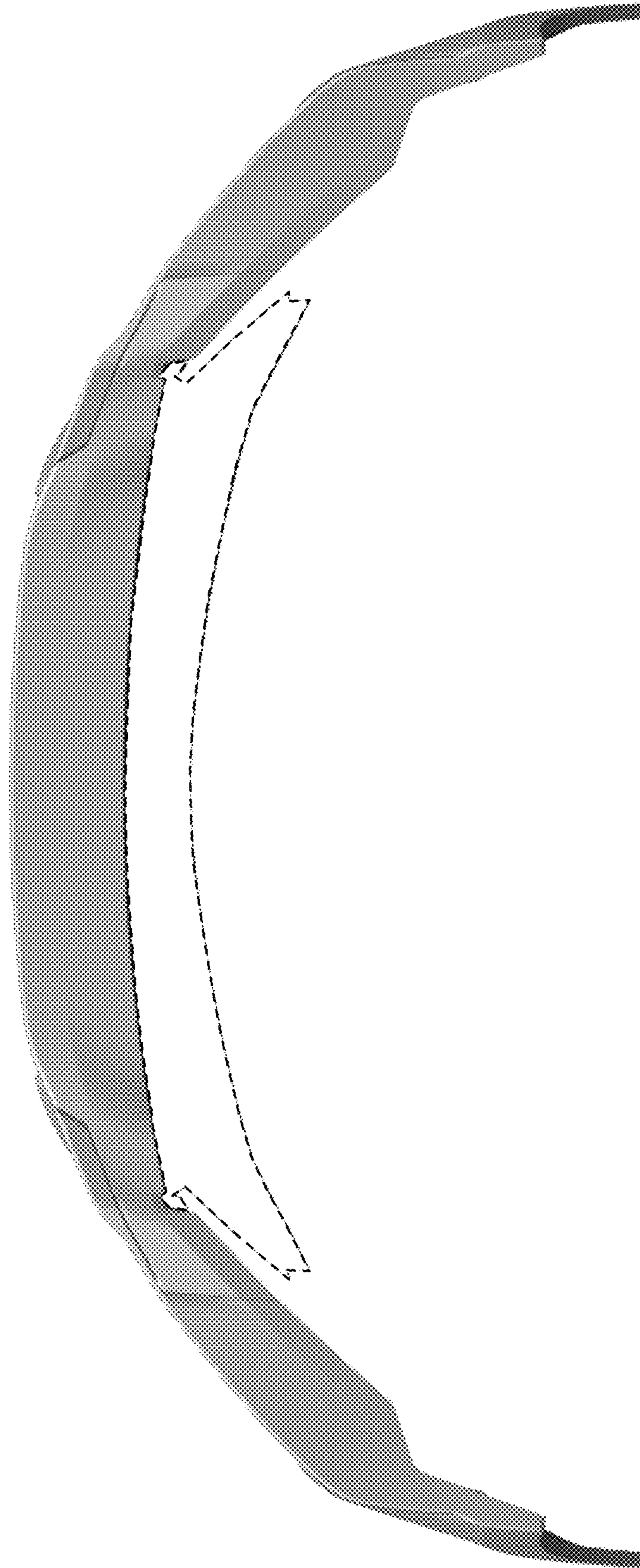


FIG. 3




FIG. 4

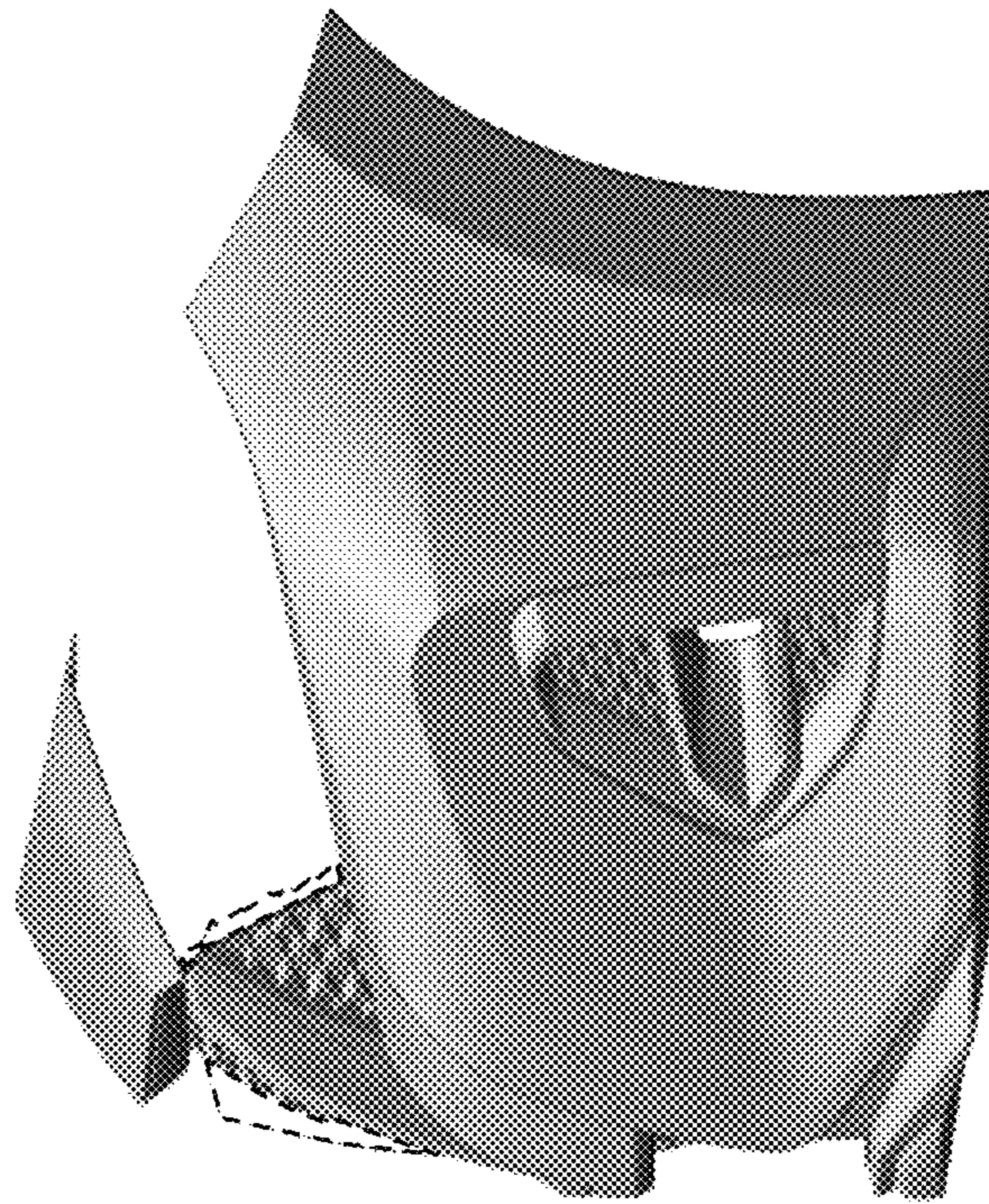


FIG. 5

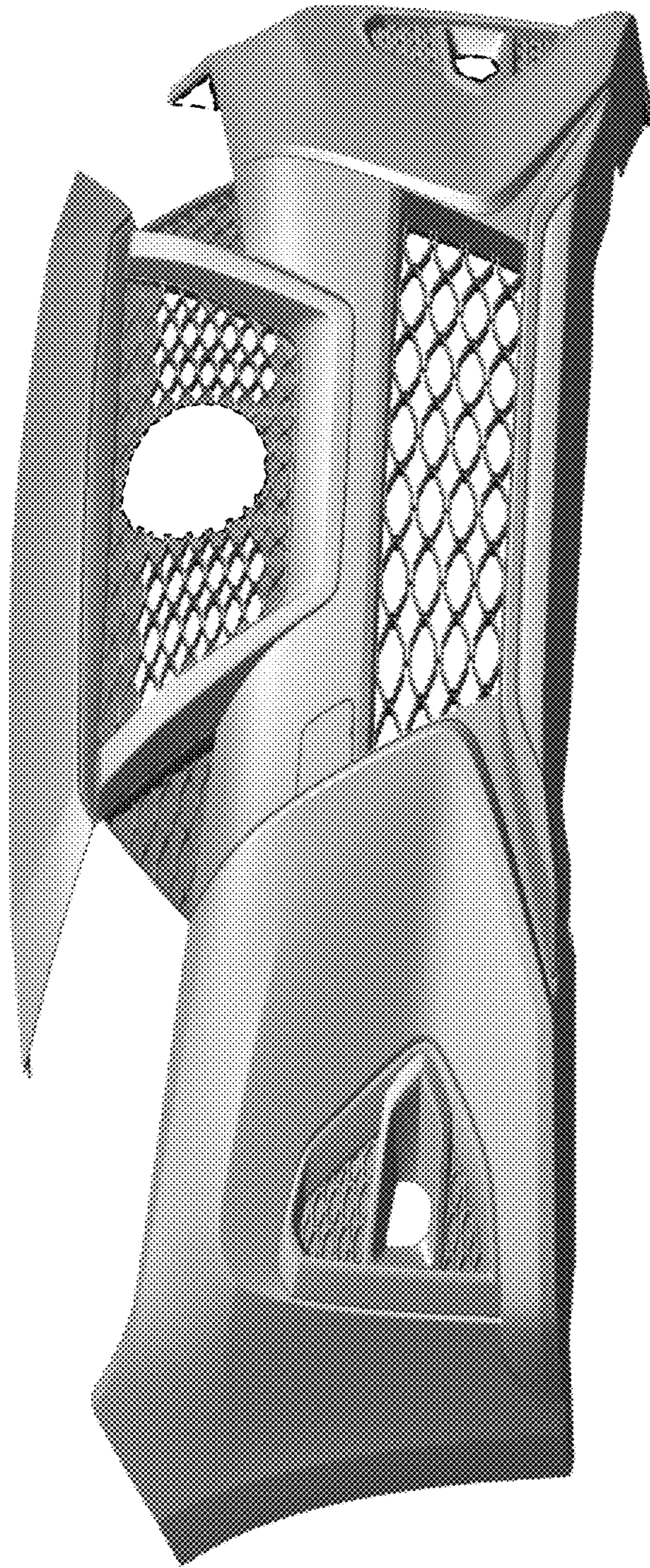


FIG. 6

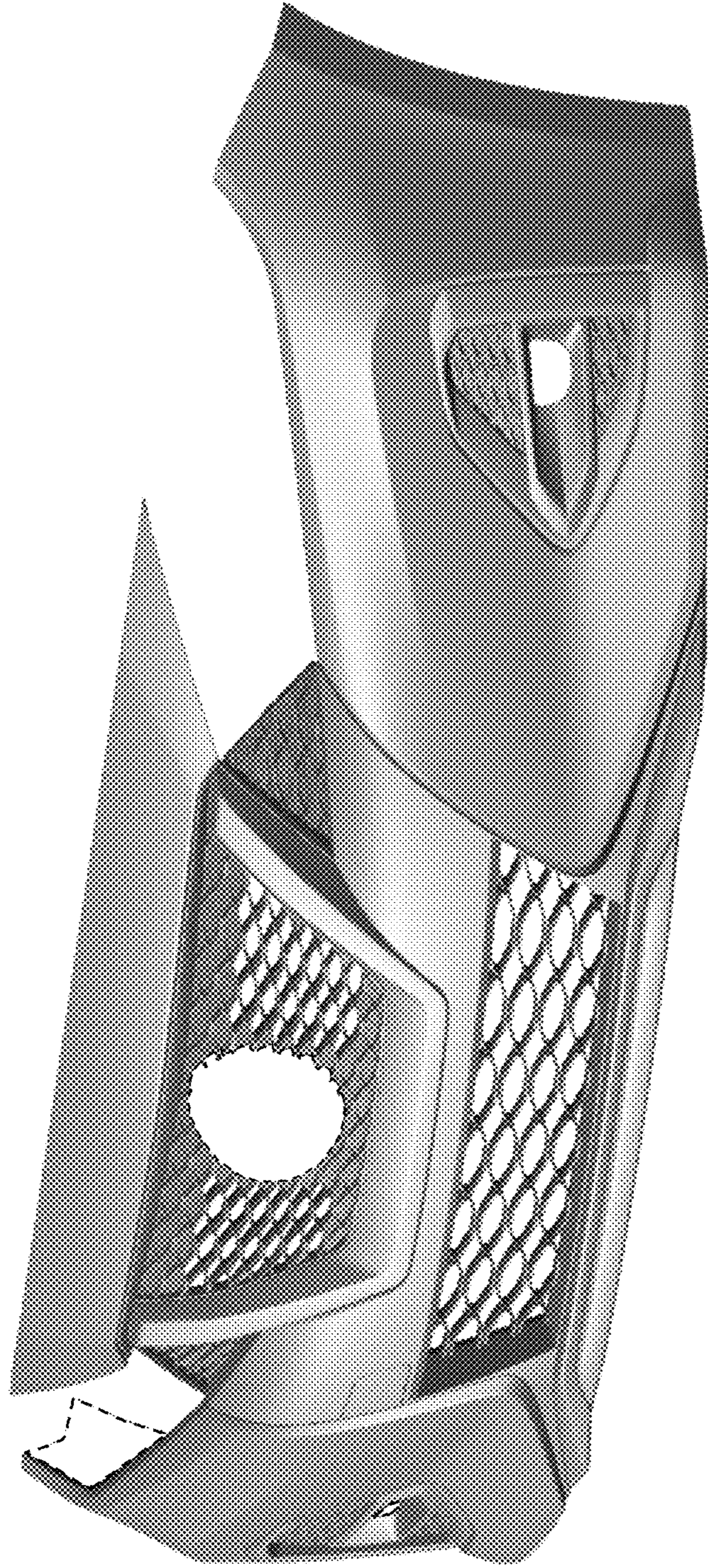


FIG. 7