



US00D874993S

(12) **United States Design Patent** (10) **Patent No.:** **US D874,993 S**  
**Park et al.** (45) **Date of Patent:** **\*\* Feb. 11, 2020**

(54) **VEHICLE FRONT LOWER BUMPER COVER**

(71) Applicant: **Ford Global Technologies, LLC**,  
Dearborn, MI (US)  
(72) Inventors: **Dong H. Park**, Canton, MI (US);  
**Soohyoung Kim**, Northville, MI (US);  
**Thomas Marminc**, Ferndale, MI (US);  
**Damon G. Depeyster**, Northville, MI  
(US); **Gordon M. Platto**, Troy, MI  
(US)

(73) Assignee: **Ford Global Technologies, LLC**,  
Dearborn, MI (US)

(\*\*) Term: **15 Years**

(21) Appl. No.: **29/650,700**

(22) Filed: **Jun. 8, 2018**

(51) **LOC (12) Cl.** ..... **12-16**

(52) **U.S. Cl.**  
USPC ..... **D12/169**

(58) **Field of Classification Search**  
USPC ..... D12/163, 169, 86, 90, 91, 92, 171, 184,  
D12/196, 216, 400; D15/31; 296/180.1,  
296/180.2; 293/113, 115, 117, 120  
CPC ... B60R 19/52; B60R 2019/525; B60R 19/04;  
B60K 11/085; B60K 11/08; B62D  
25/084; B62D 25/08; H01Q 1/32  
See application file for complete search history.

(56) **References Cited**

**U.S. PATENT DOCUMENTS**

D510,502 S 10/2005 Tollman  
D692,798 S \* 11/2013 Thurber ..... D12/91

D731,371 S \* 6/2015 Morikawa ..... D12/169  
D748,020 S 1/2016 Behmer et al.  
D771,533 S \* 11/2016 Kapitonov ..... D12/169  
D793,301 S \* 8/2017 Kozub ..... D12/169  
D803,111 S \* 11/2017 Jang ..... D12/169  
D814,989 S \* 4/2018 Ino ..... D12/169  
D814,991 S \* 4/2018 Tanaka ..... D12/169  
D819,512 S \* 6/2018 Behmer ..... D12/163  
D819,522 S \* 6/2018 Platto ..... D12/169  
D845,187 S \* 4/2019 Pinazzo ..... D12/169

\* cited by examiner

*Primary Examiner* — Brett Miller  
*Assistant Examiner* — Yolanda Robinson


(57) **CLAIM**

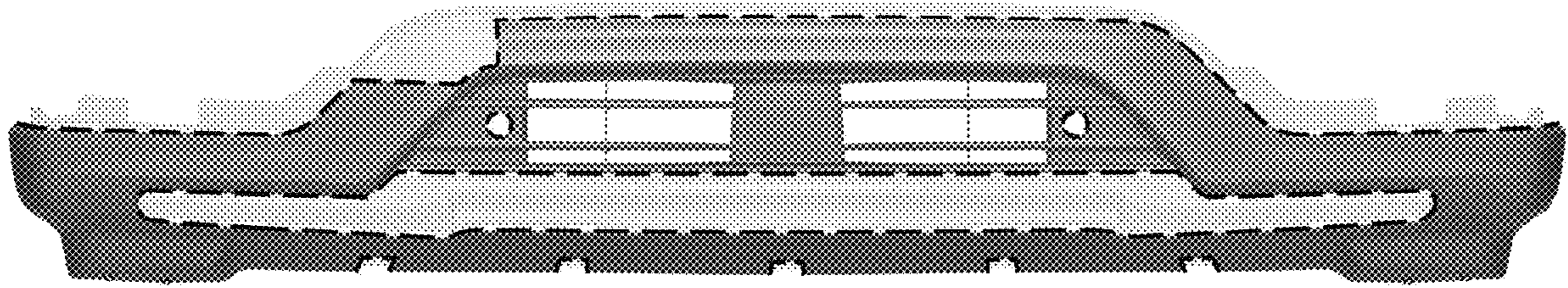
The ornamental design for a vehicle front lower bumper cover, as shown and described.

**DESCRIPTION**

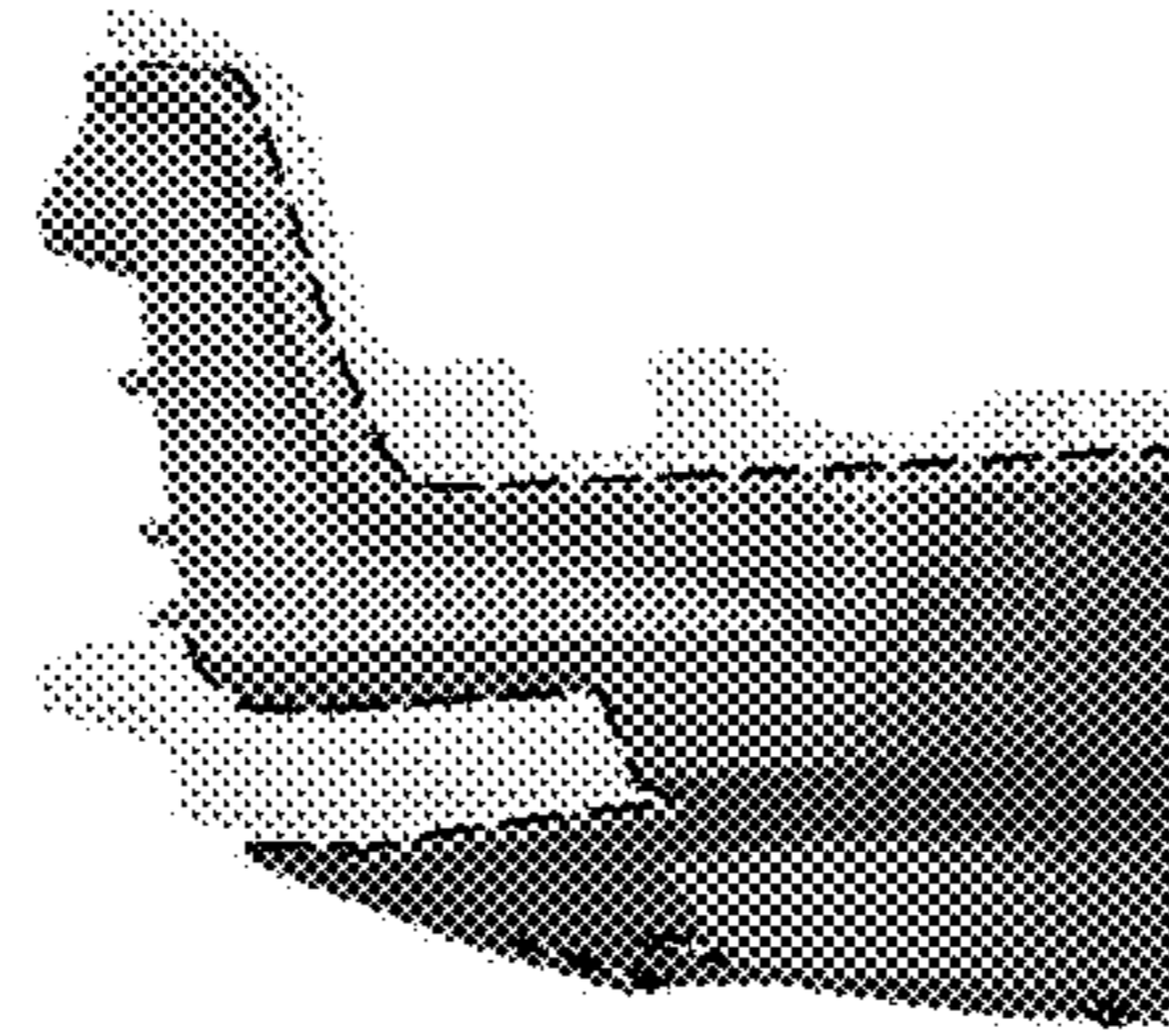
FIG. 1 is a front elevation view of a vehicle front lower bumper cover, showing our new design;  
FIG. 2 is a left side elevational view thereof;  
FIG. 3 is a right side elevational view thereof;  
FIG. 4 is a top plan view thereof;  
FIG. 5 is a bottom plan view thereof;  
FIG. 6 is a bottom, front, and left side perspective view thereof; and,  
FIG. 7 is a top, front, and left side perspective view thereof. Any broken lines represent an internal boundary of the design; the line itself and the area within form no part of the claim.  
The portions of the bumper cover shown in half tone form no part of the claimed design.

**1 Claim, 7 Drawing Sheets**

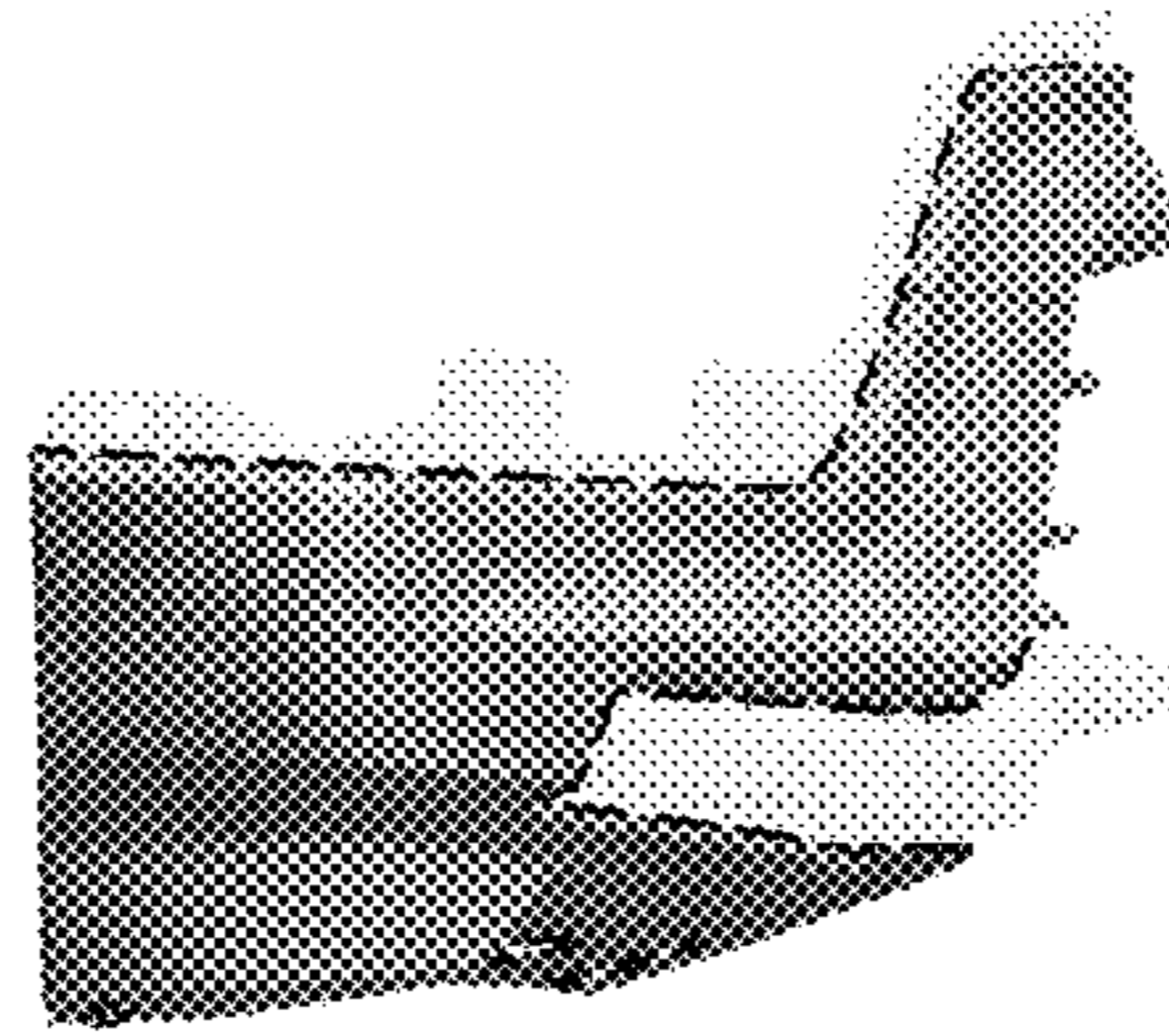




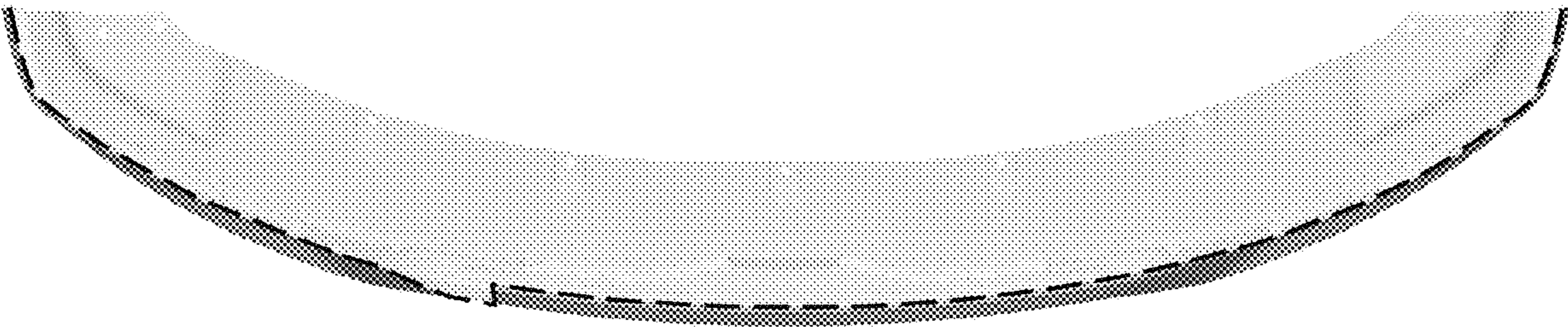
*Fig. 1*



*Fig. 2*

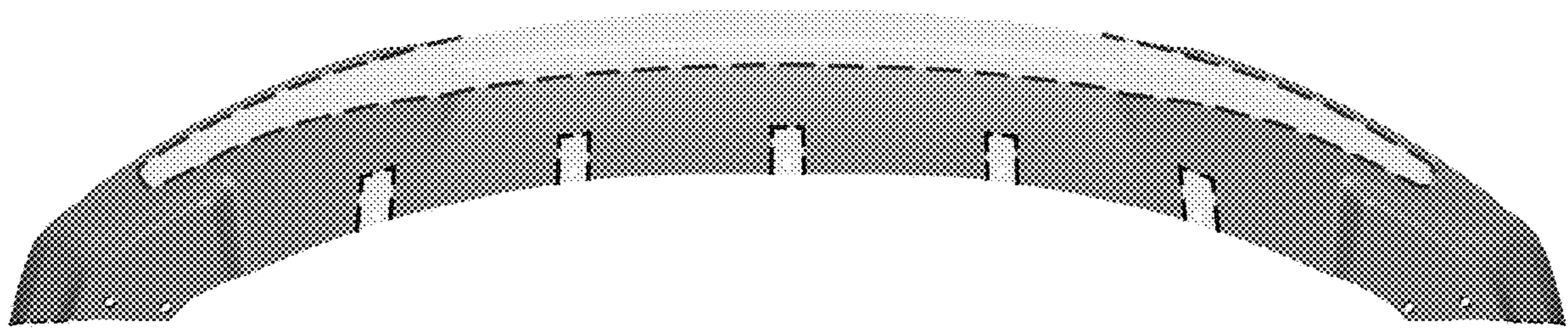


*Fig. 3*

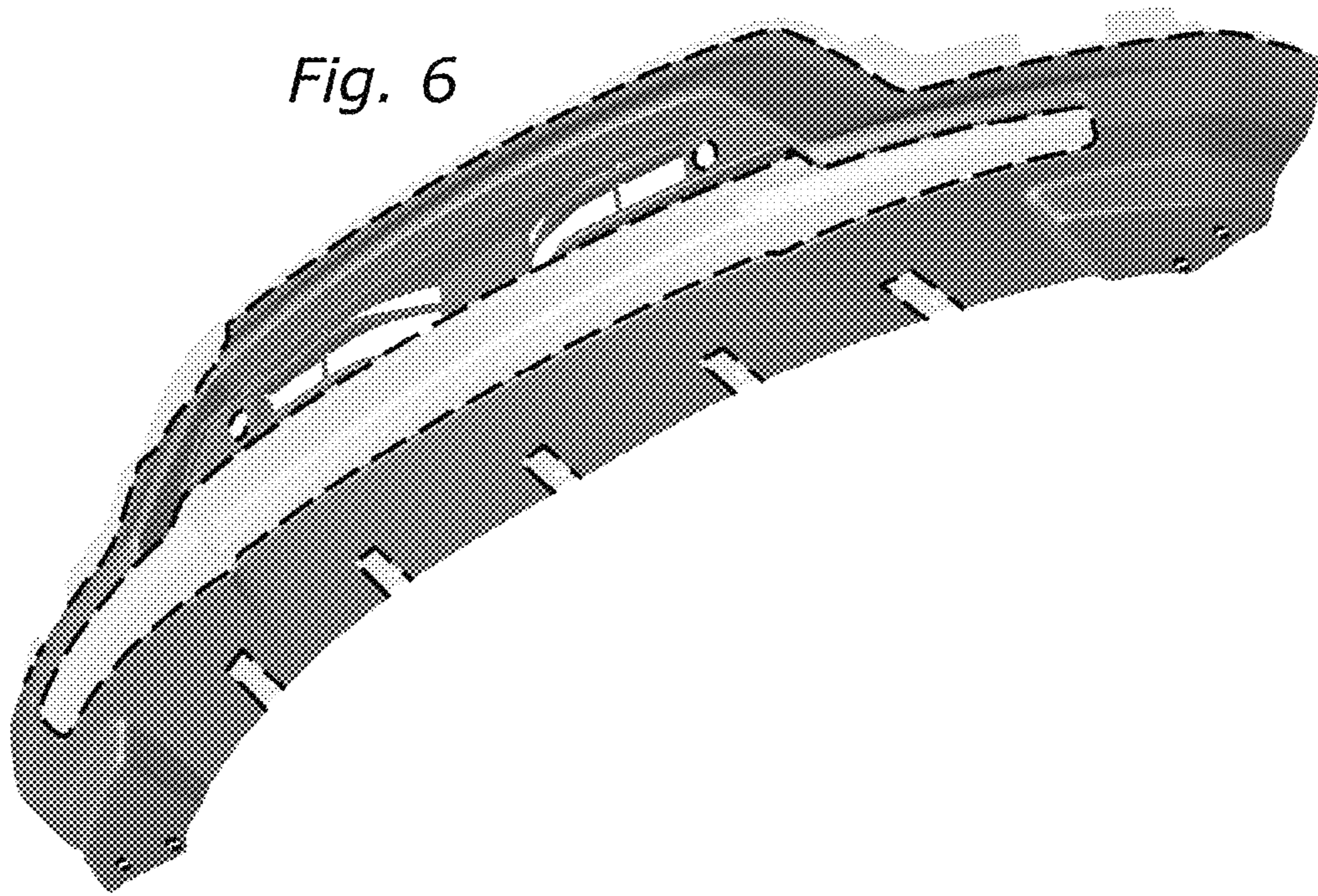


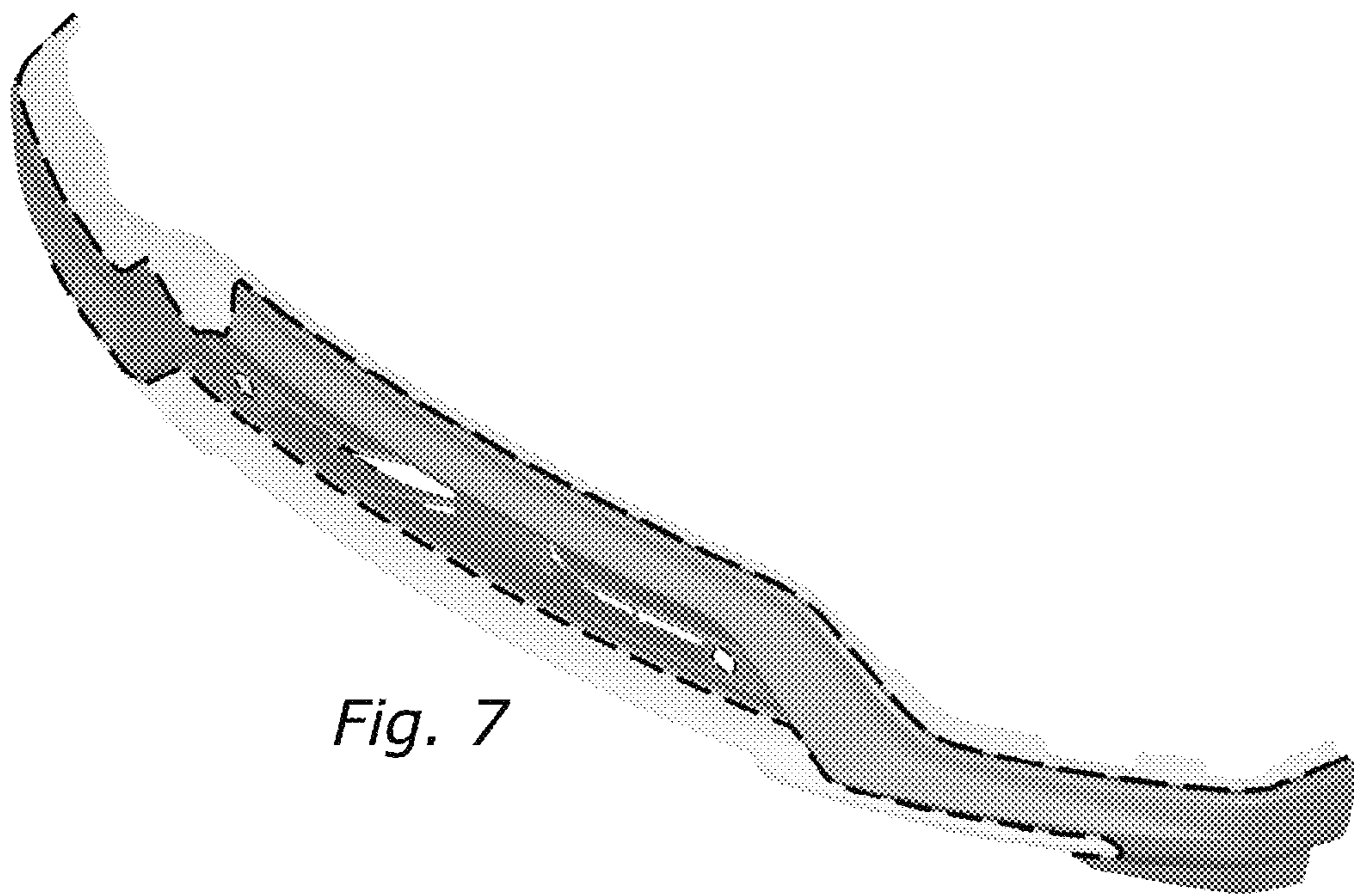
*Fig. 4*

*Fig. 5*



*Fig. 6*





*Fig. 7*