



US00D874990S

(12) **United States Design Patent**  
**Kim et al.**

(10) **Patent No.:** **US D874,990 S**

(45) **Date of Patent:** **\*\* Feb. 11, 2020**

(54) **VEHICLE FRONT UPPER GRILLE**

(71) Applicant: **Ford Global Technologies, LLC,**  
Dearborn, MI (US)

(72) Inventors: **Soohyoung Kim,** Northville, MI (US);  
**Damon G. Depeyster,** Northville, MI  
(US); **Gordon M. Platto,** Troy, MI  
(US)

(73) Assignee: **Ford Global Technologies, LLC,**  
Dearborn, MI (US)

(\*\*) Term: **15 Years**

(21) Appl. No.: **29/650,690**

(22) Filed: **Jun. 8, 2018**

(51) **LOC (12) Cl.** ..... **12-16**

(52) **U.S. Cl.**  
USPC ..... **D12/169**

(58) **Field of Classification Search**  
USPC ..... D12/163, 86, 90, 91, 92, 169, 171, 216,  
D12/196; D15/31; 296/180.1, 180.2;  
293/102, 113, 115, 117, 120  
CPC ... B60R 19/52; B60R 2019/525; B60R 19/04;  
B60K 11/085; B60K 11/08; B62D  
25/084; B62D 25/08; H01Q 1/32  
See application file for complete search history.

(56) **References Cited**

**U.S. PATENT DOCUMENTS**

D754,039 S 4/2016 Behmer et al.  
D801,887 S \* 11/2017 Peat ..... D12/169

D805,005 S \* 12/2017 Tomita ..... D12/163  
D807,238 S \* 1/2018 Komuro ..... D12/163  
D811,954 S \* 3/2018 Park ..... D12/163  
D813,736 S \* 3/2018 Jevremovic ..... D12/169  
D818,892 S \* 5/2018 Lee ..... D12/163  
D819,508 S \* 6/2018 Ino ..... D12/163  
D819,509 S \* 6/2018 Tanaka ..... D12/163  
9,988,006 B2 \* 6/2018 Aizawa ..... B60R 19/18  
10,077,503 B2 \* 9/2018 Hashimoto ..... B60K 11/08  
2008/0179900 A1 \* 7/2008 Hartley ..... B60R 19/483  
293/117  
2011/0187134 A1 \* 8/2011 Steller ..... B60R 19/48  
293/115

\* cited by examiner

*Primary Examiner* — Brett Miller  
*Assistant Examiner* — Yolanda Robinson

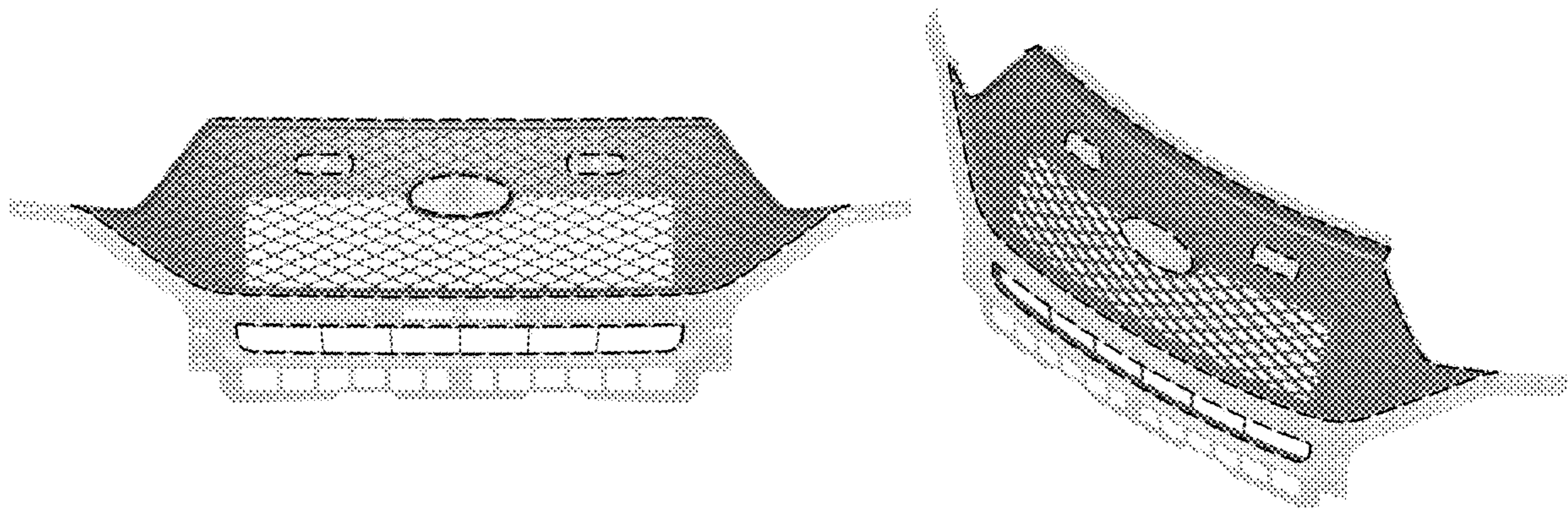
(57) **CLAIM**

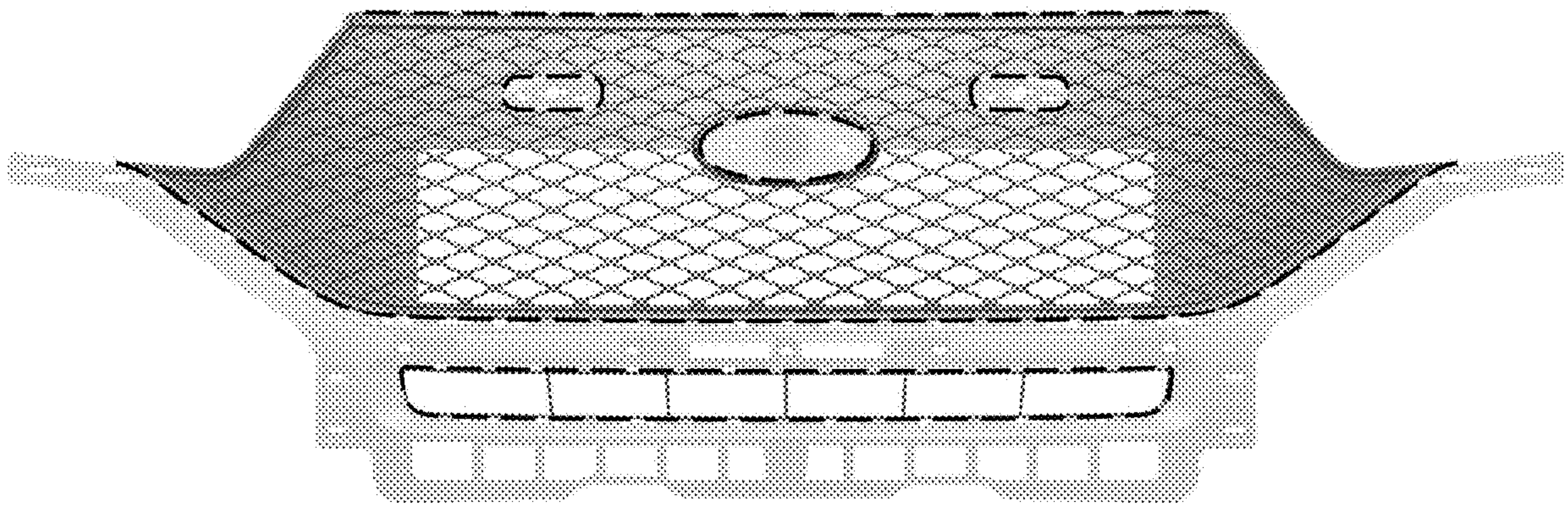
The ornamental design for a vehicle front upper grille, as shown and described.

**DESCRIPTION**

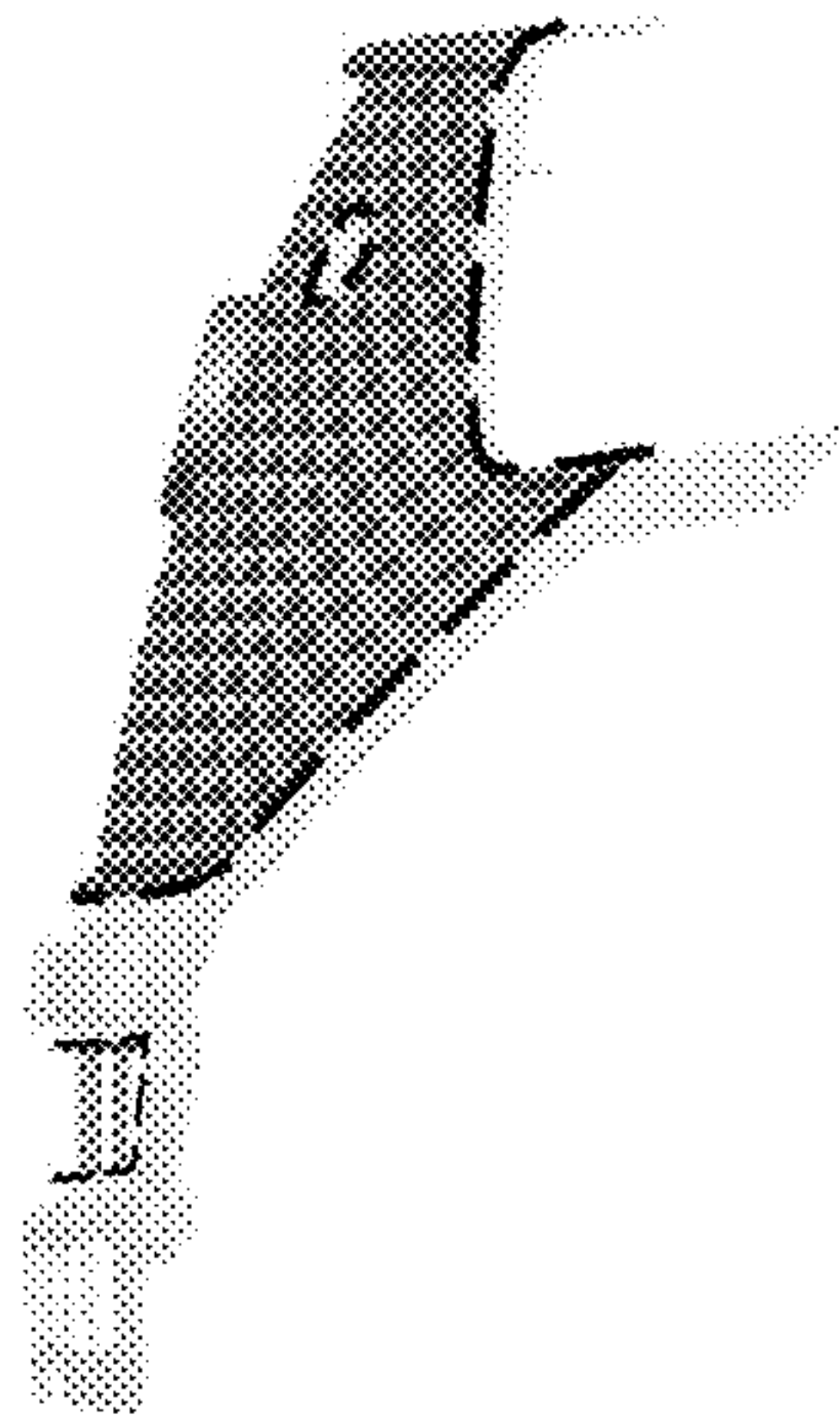
FIG. 1 is a front elevation view of a vehicle front upper grille showing our new design;  
FIG. 2 is a left side elevational view thereof;  
FIG. 3 is a right side elevational view thereof;  
FIG. 4 is a top plan view thereof;  
FIG. 5 is a bottom plan view thereof;  
FIG. 6 is a top, front and left side perspective view thereof;  
and,  
FIG. 7 is a bottom, front and left side perspective view thereof.  
The portions of the grille shown in half tone form no part of the claimed design.

**1 Claim, 7 Drawing Sheets**






*Fig. 1*

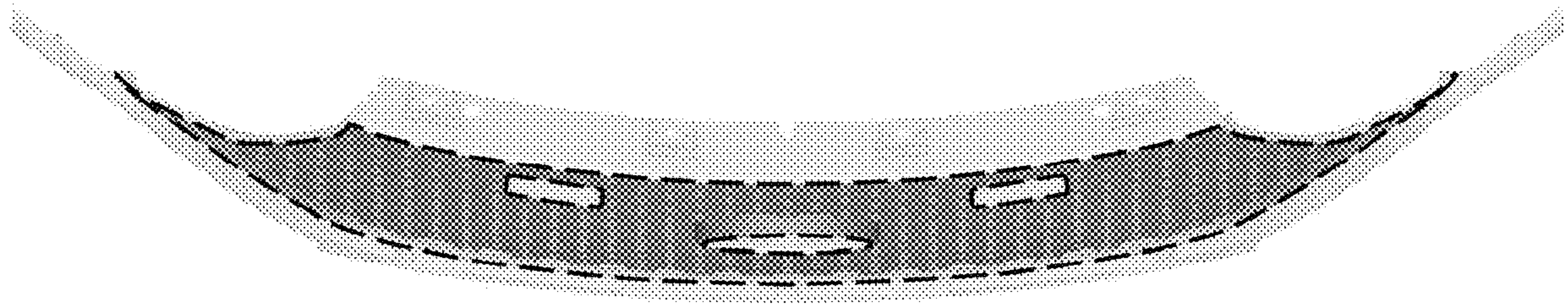


*Fig. 2*




*Fig. 3*

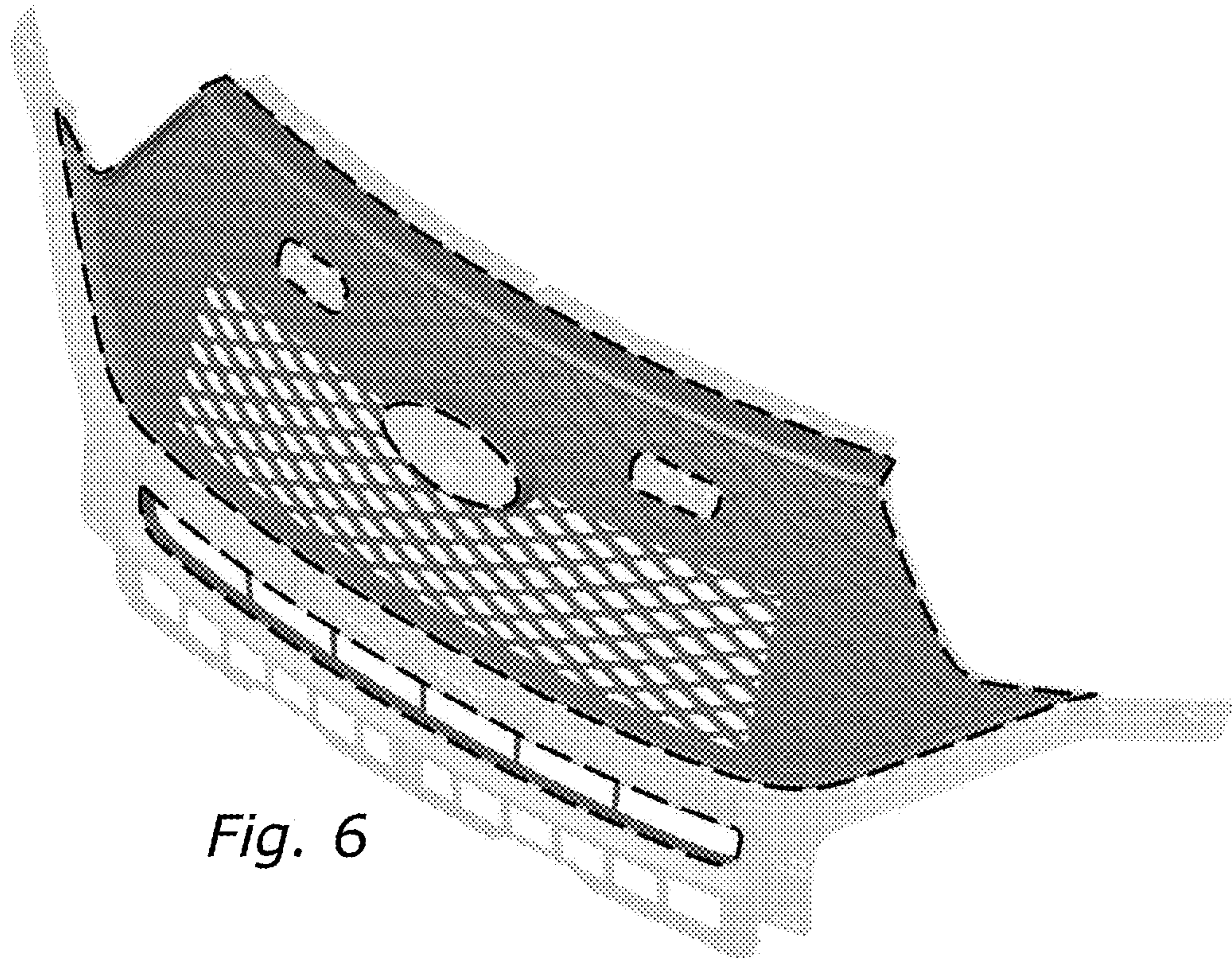




*Fig. 4*

*Fig. 5*





*Fig. 6*

*Fig. 7*

