



US00D874989S

(12) **United States Design Patent**  
**Utsunomiya**

(10) **Patent No.:** **US D874,989 S**

(45) **Date of Patent:** **\*\* Feb. 11, 2020**

(54) **RADIATOR GRILLE FOR AUTOMOBILE**

(71) Applicant: **Nissan Motor Co., Ltd.**, Yokohama,  
Kanagawa (JP)

(72) Inventor: **Takashi Utsunomiya**, Kanagawa (JP)

(73) Assignee: **Nissan Motor Co., Ltd.**, Yokohama  
(JP)

(\*\*) Term: **15 Years**

(21) Appl. No.: **29/663,209**

(22) Filed: **Sep. 13, 2018**

(30) **Foreign Application Priority Data**

Mar. 15, 2018 (JP) ..... 2018-005518

(51) **LOC (12) Cl.** ..... **12-16**

(52) **U.S. Cl.**  
USPC ..... **D12/163**

(58) **Field of Classification Search**  
USPC ..... D12/169, 196, 86, 90-92, 163, 190, 98,  
D12/164; 293/102, 113, 115, 117, 120,  
293/193.11; 296/180.1, 180.2; 180/68.1,  
180/68.6  
CPC ..... B60R 19/52; B60K 11/08; B62D 25/08;  
B62B 9/16  
See application file for complete search history.

(56) **References Cited**

**U.S. PATENT DOCUMENTS**

D702,155 S \* 4/2014 Hanaoka ..... D12/163  
D717,217 S \* 11/2014 Murakawa ..... D12/163  
D720,264 S \* 12/2014 Hanaoka ..... D12/163  
D721,020 S \* 1/2015 Hanaoka ..... D12/163  
D738,798 S \* 9/2015 Morikawa ..... D12/163

D766,782 S \* 9/2016 Arroba ..... D12/163  
D783,465 S \* 4/2017 Choi ..... D12/163  
D789,844 S \* 6/2017 Sakai ..... D12/163  
D797,013 S \* 9/2017 Sahara ..... D12/163  
D797,014 S \* 9/2017 Park ..... D12/163  
D817,234 S \* 5/2018 Park ..... D12/163  
D818,891 S \* 5/2018 Minamiyama ..... D12/163  
D819,504 S \* 6/2018 Lalo ..... D12/163  
D819,507 S \* 6/2018 Bridan ..... D12/163  
D819,509 S \* 6/2018 Tanaka ..... D12/163  
D819,511 S \* 6/2018 Ishii ..... D12/163  
D821,933 S \* 7/2018 Ishii ..... D12/163  
D822,545 S \* 7/2018 Sahara ..... D12/163  
D824,813 S \* 8/2018 Miyazawa ..... D12/163

\* cited by examiner

*Primary Examiner* — Melody N Brown

(74) *Attorney, Agent, or Firm* — Global IP Counselors,  
LLP

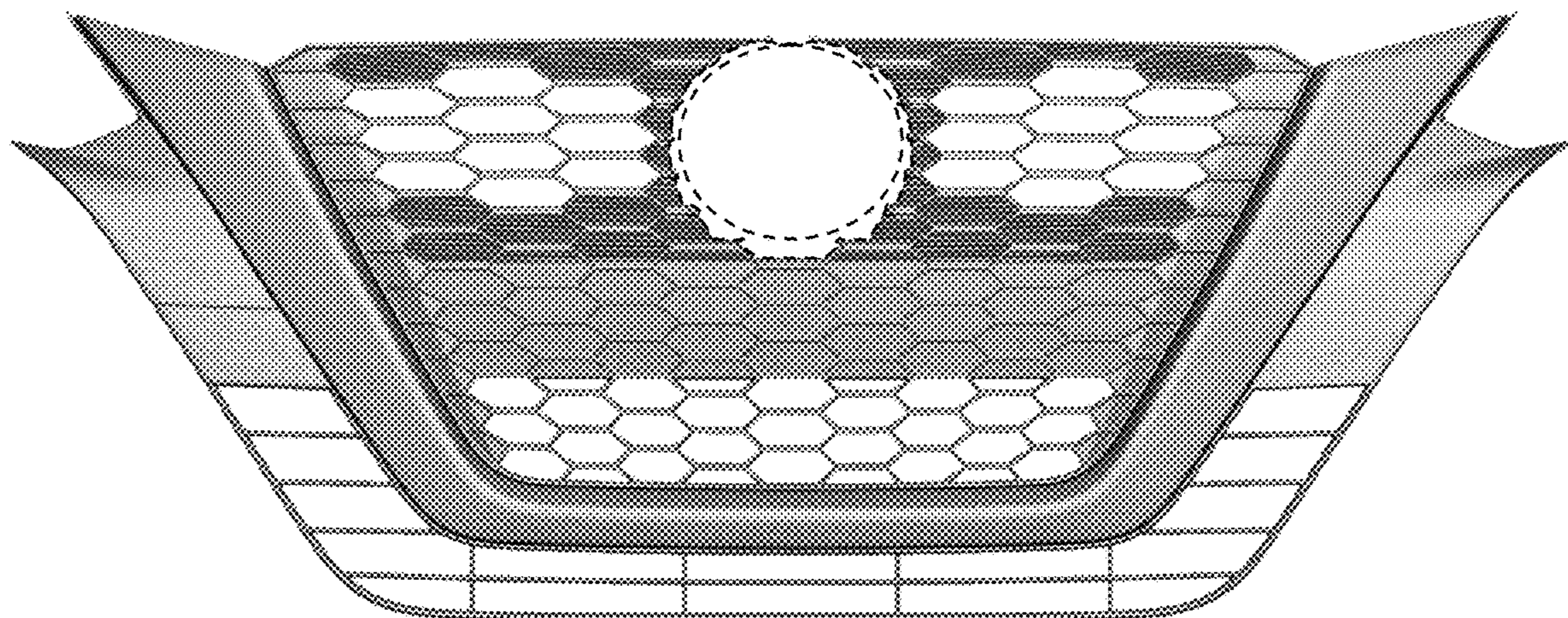
(57) **CLAIM**

The ornamental design for a radiator grille for an automo-  
bile, as shown and described.

**DESCRIPTION**

FIG. 1 is a front elevational view of a radiator grille for an  
automobile showing my new design;  
FIG. 2 is a top plan view thereof;  
FIG. 3 is a bottom plan view thereof;  
FIG. 4 is a left side elevational view thereof;  
FIG. 5 is a right side elevational view thereof;  
FIG. 6 is a front and right side perspective view thereof; and,  
FIG. 7 is a front and left side perspective view thereof.  
The broken line showing of the radiator grille is for purpose  
of illustrating environmental structure and forms no part of  
the claimed design. The rear view of the radiator grille forms  
no part of the claimed design.

**1 Claim, 7 Drawing Sheets**








FIG. 1

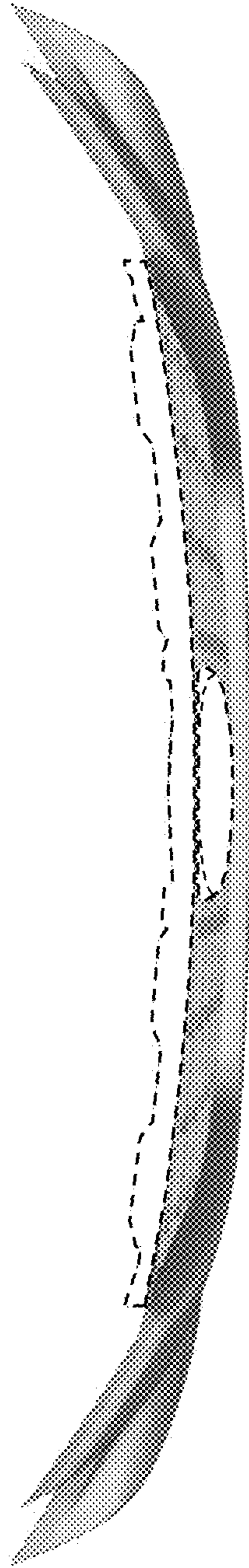


FIG. 2




FIG. 3



FIG. 4





FIG. 5

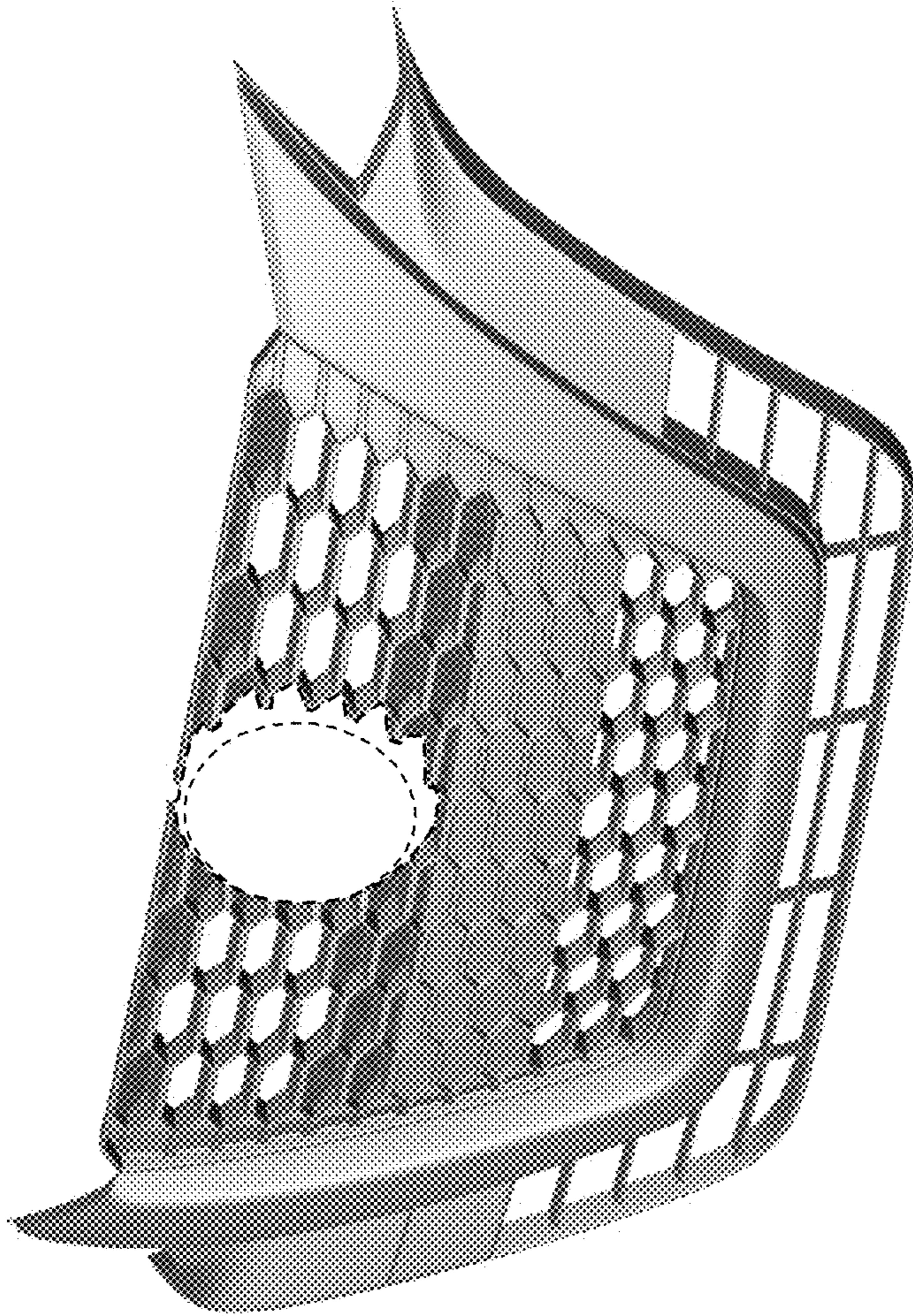


FIG. 6

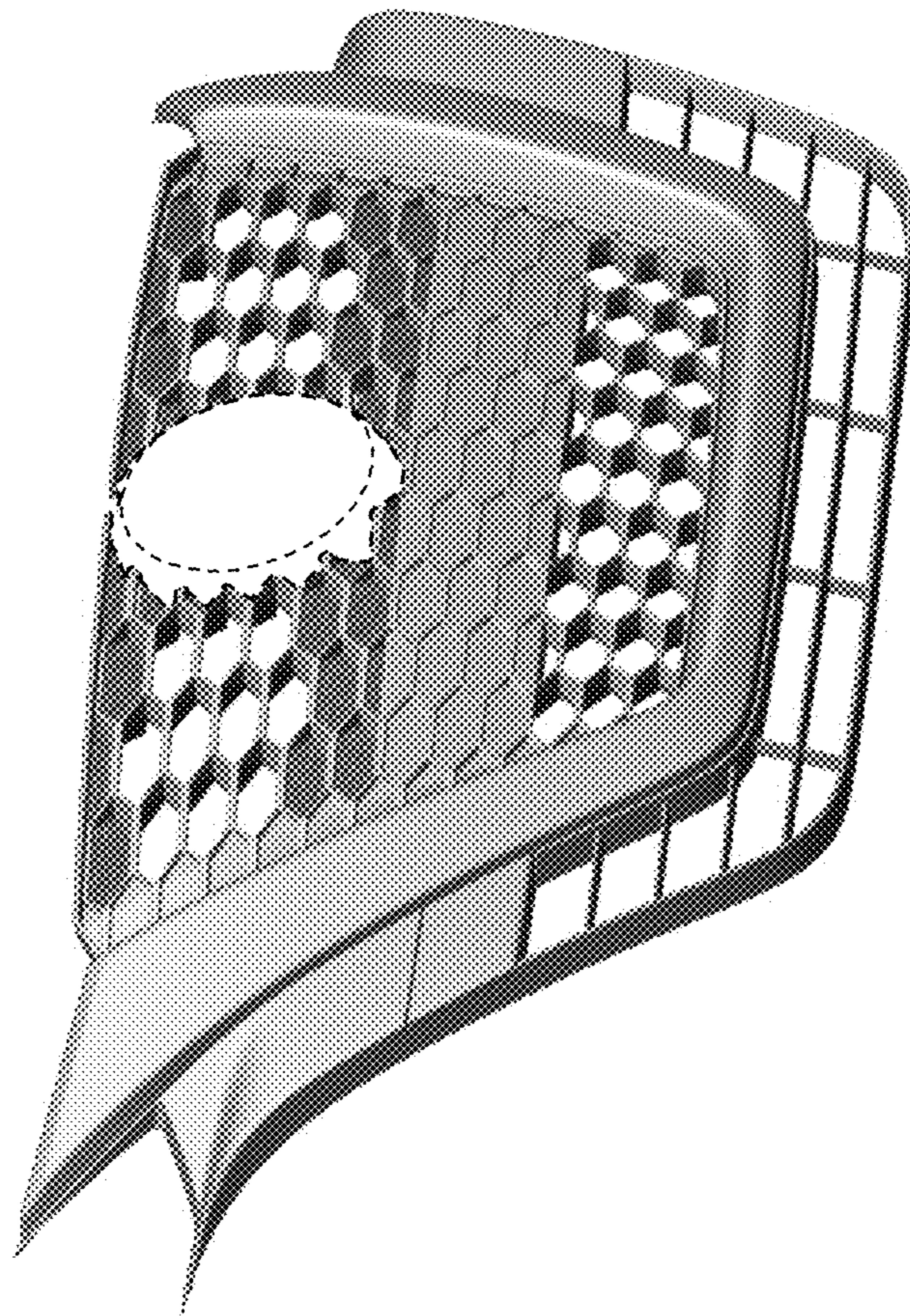


FIG. 7