

US00D874985S

(12) **United States Design Patent**  
**Shigihara et al.**

(10) **Patent No.:** **US D874,985 S**

(45) **Date of Patent:** **\*\* Feb. 11, 2020**

- (54) **MOTORCYCLE**
- (71) Applicant: **HONDA MOTOR CO., LTD.**, Tokyo (JP)
- (72) Inventors: **Takashi Shigihara**, Wako (JP); **Hirota Mizunoya**, Wako (JP)
- (73) Assignee: **HONDA MOTOR CO., LTD.**, Tokyo (JP)
- (\*\*) Term: **15 Years**
- (21) Appl. No.: **29/671,594**
- (22) Filed: **Nov. 28, 2018**
- (30) **Foreign Application Priority Data**  
 May 31, 2018 (JP) ..... 2018-011919
- (51) **LOC (12) Cl.** ..... **12-11**
- (52) **U.S. Cl.**  
 USPC ..... **D12/110**
- (58) **Field of Classification Search**  
 USPC ..... D12/110, 111, 117; D21/432, 538  
 CPC ..... B62K 11/00; B62K 11/02; B62K 11/04;  
 B62K 11/10; B62K 17/00; B62K 19/00;  
 B62K 2202/00  
 See application file for complete search history.

- (56) **References Cited**  
**U.S. PATENT DOCUMENTS**  
 D519,884 S \* 5/2006 Heinrich ..... D12/110  
 D566,010 S \* 4/2008 Hohdorf ..... D12/110  
 D582,316 S \* 12/2008 Stenegard ..... D12/110  
 D591,205 S \* 4/2009 Heinrich ..... D12/110  
 D597,449 S \* 8/2009 Nagao ..... D12/110  
 D601,458 S \* 10/2009 Nagao ..... D12/110  
 D605,089 S \* 12/2009 Tanaka ..... D12/110  
 D636,708 S \* 4/2011 Katagiri ..... D12/110

- D638,756 S \* 5/2011 Kouchi ..... D12/110
- D651,138 S \* 12/2011 Lai ..... D12/110
- D652,769 S \* 1/2012 Kudo ..... D12/110
- D669,821 S \* 10/2012 Nishihara ..... D12/110
- D688,983 S \* 9/2013 Shibuta ..... D12/110
- D689,406 S \* 9/2013 Yasuhara ..... D12/110
- D695,153 S \* 12/2013 Buckan ..... D12/110
- D695,154 S \* 12/2013 Buckan ..... D12/110
- 8,827,024 B1 \* 9/2014 Sumi ..... B62K 25/02  
 180/227
- D723,429 S \* 3/2015 Hohdorf ..... D12/110
- D735,085 S \* 7/2015 Buckan ..... D12/110
- D736,677 S \* 8/2015 Imura ..... D12/110
- D805,439 S \* 12/2017 Hohdorf ..... D12/110
- 2012/0318598 A1 \* 12/2012 Fujiyama ..... B60K 5/12  
 180/219

(Continued)

*Primary Examiner* — Darlington Ly

(74) *Attorney, Agent, or Firm* — Birch, Stewart, Kolasch & Birch, LLP


(57) **CLAIM**

The ornamental design for a motorcycle, as shown and described.

**DESCRIPTION**

FIG. 1 is a front and right side perspective view of a motorcycle showing our new design;  
 FIG. 2 is a rear and left side perspective view thereof;  
 FIG. 3 is a right side elevation view thereof;  
 FIG. 4 is a left side elevation view thereof;  
 FIG. 5 is a front elevation view thereof;  
 FIG. 6 is a rear elevation view thereof;  
 FIG. 7 is a top plan view thereof;  
 FIG. 8 is a bottom plan view thereof;  
 FIG. 9 is a front and left side perspective view thereof; and,  
 FIG. 10 is a rear and right side perspective view thereof.  
 The broken lines in the drawings illustrate portions of the motorcycle that form no part of the claimed design.

**1 Claim, 10 Drawing Sheets**



(56)

**References Cited**

U.S. PATENT DOCUMENTS

2015/0101875 A1\* 4/2015 Inayama ..... B60K 13/02  
180/225

\* cited by examiner




FIG. 1






FIG. 2

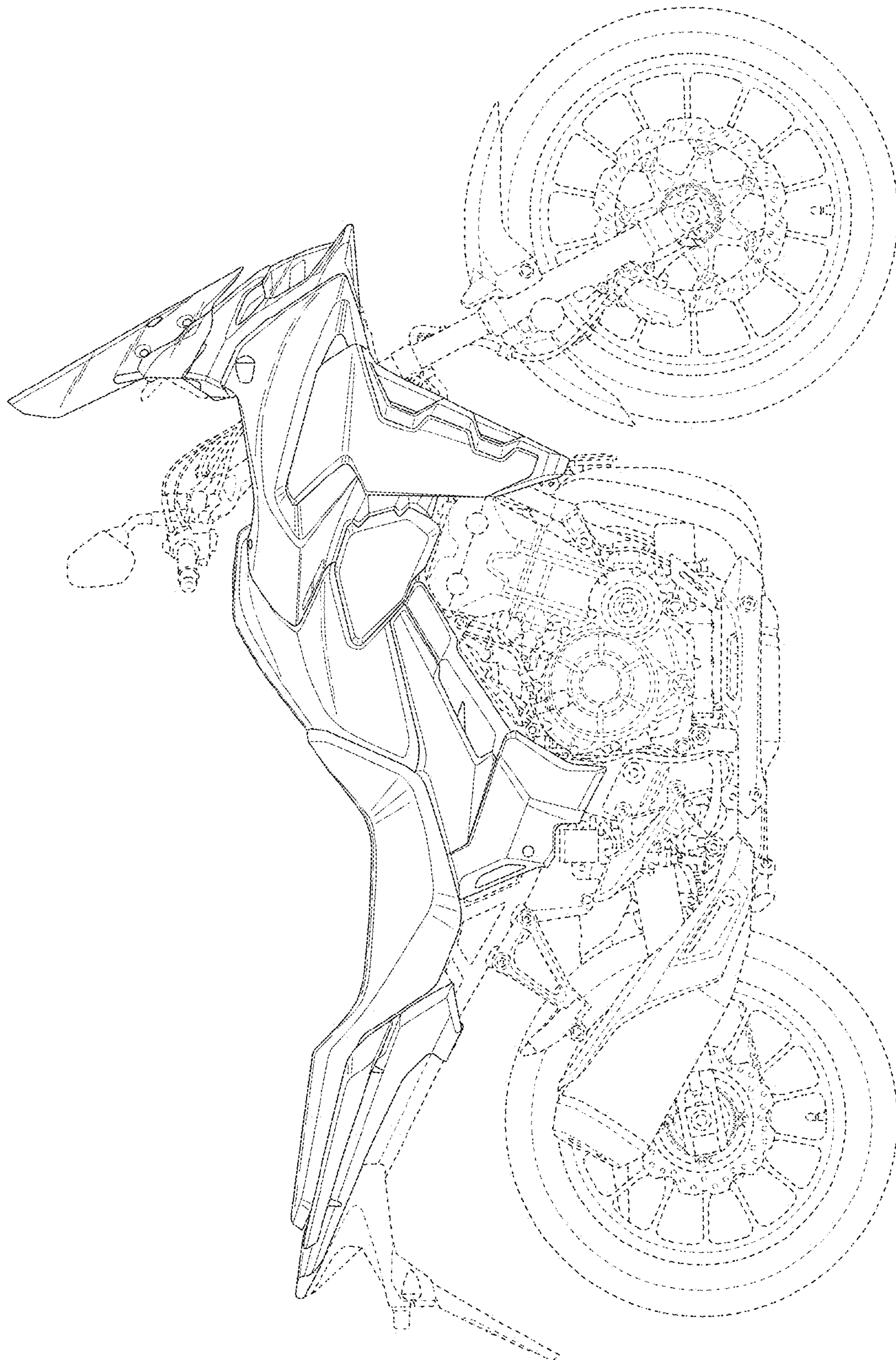


FIG.3



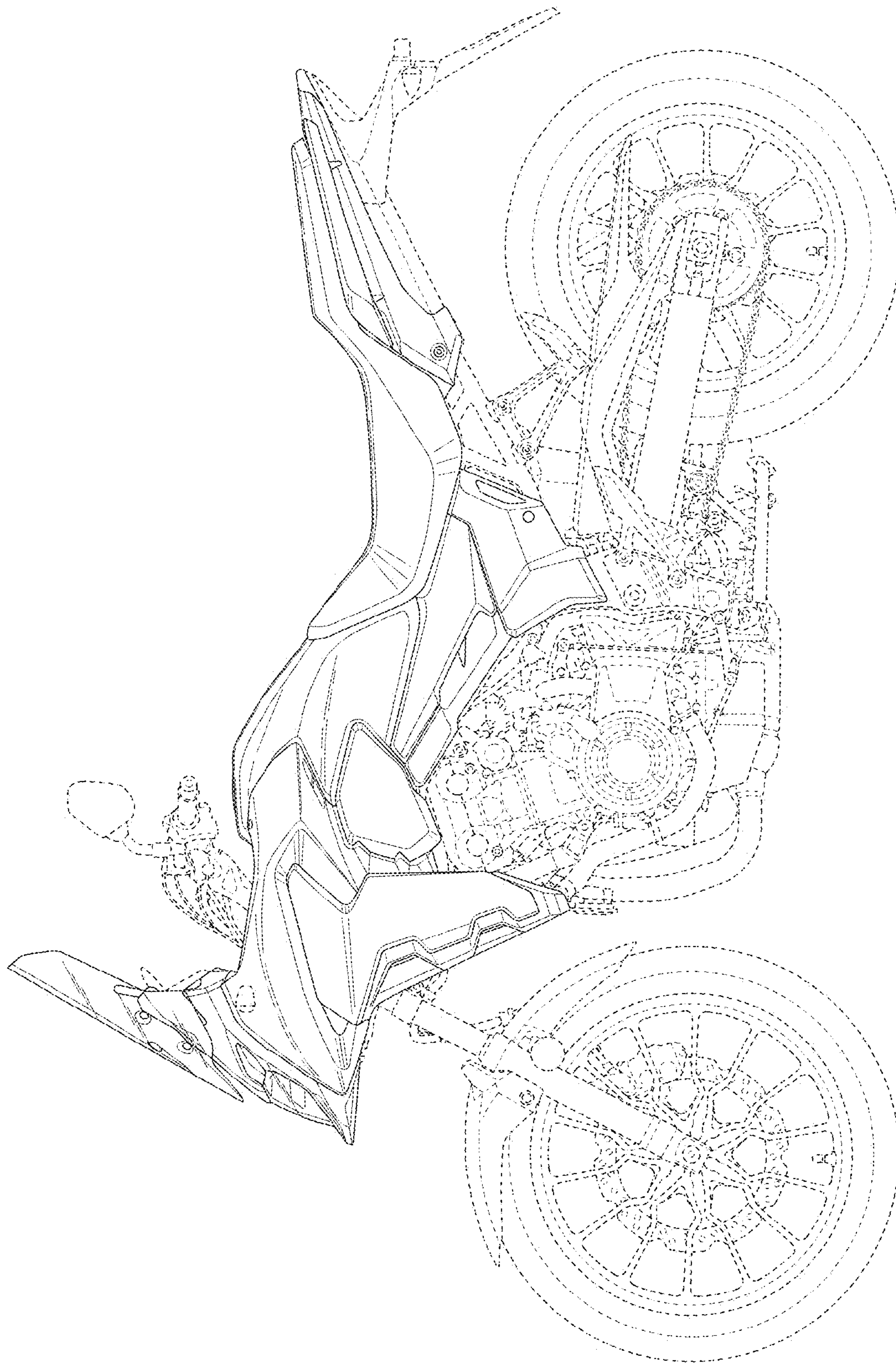


FIG.4

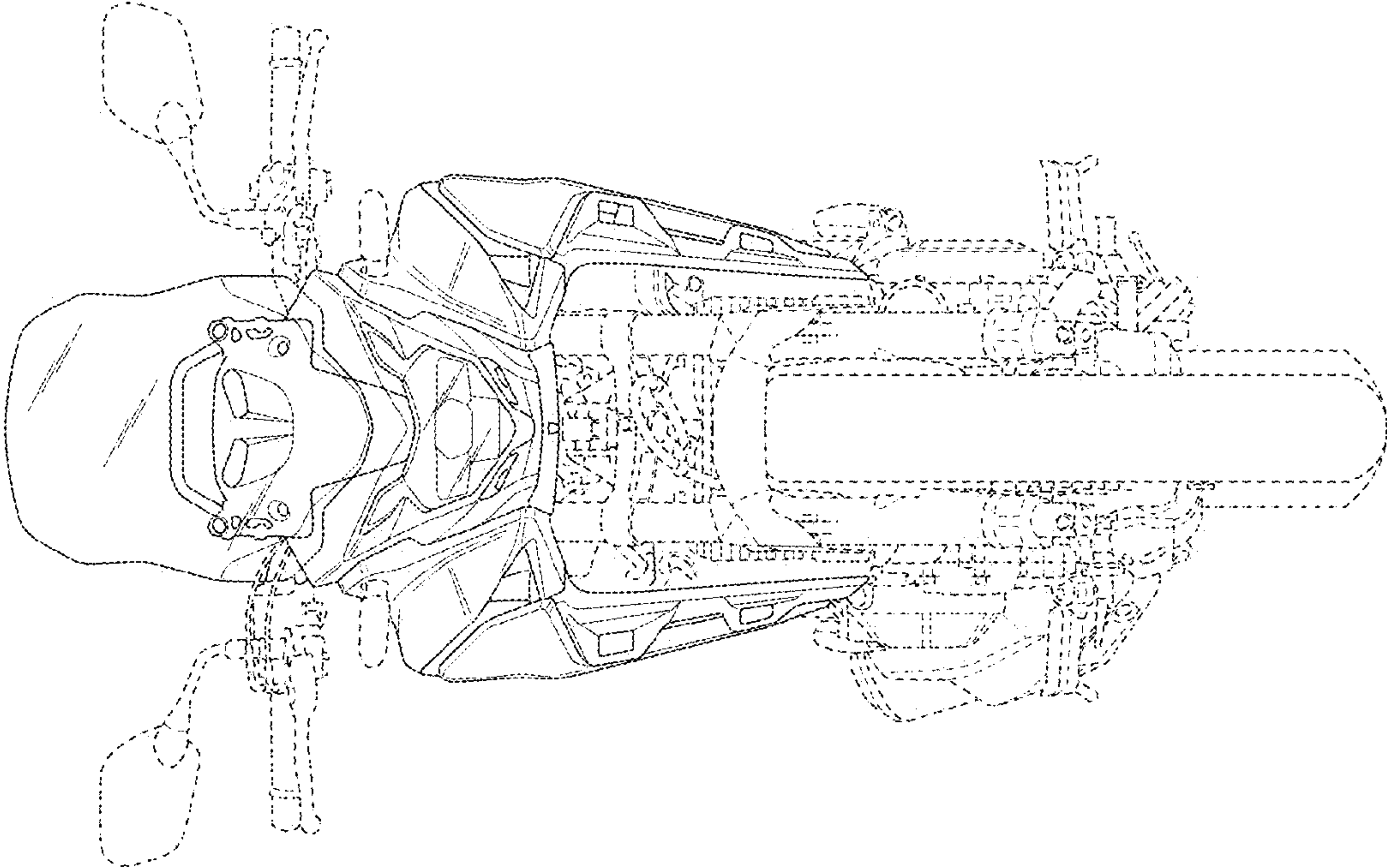


FIG.5

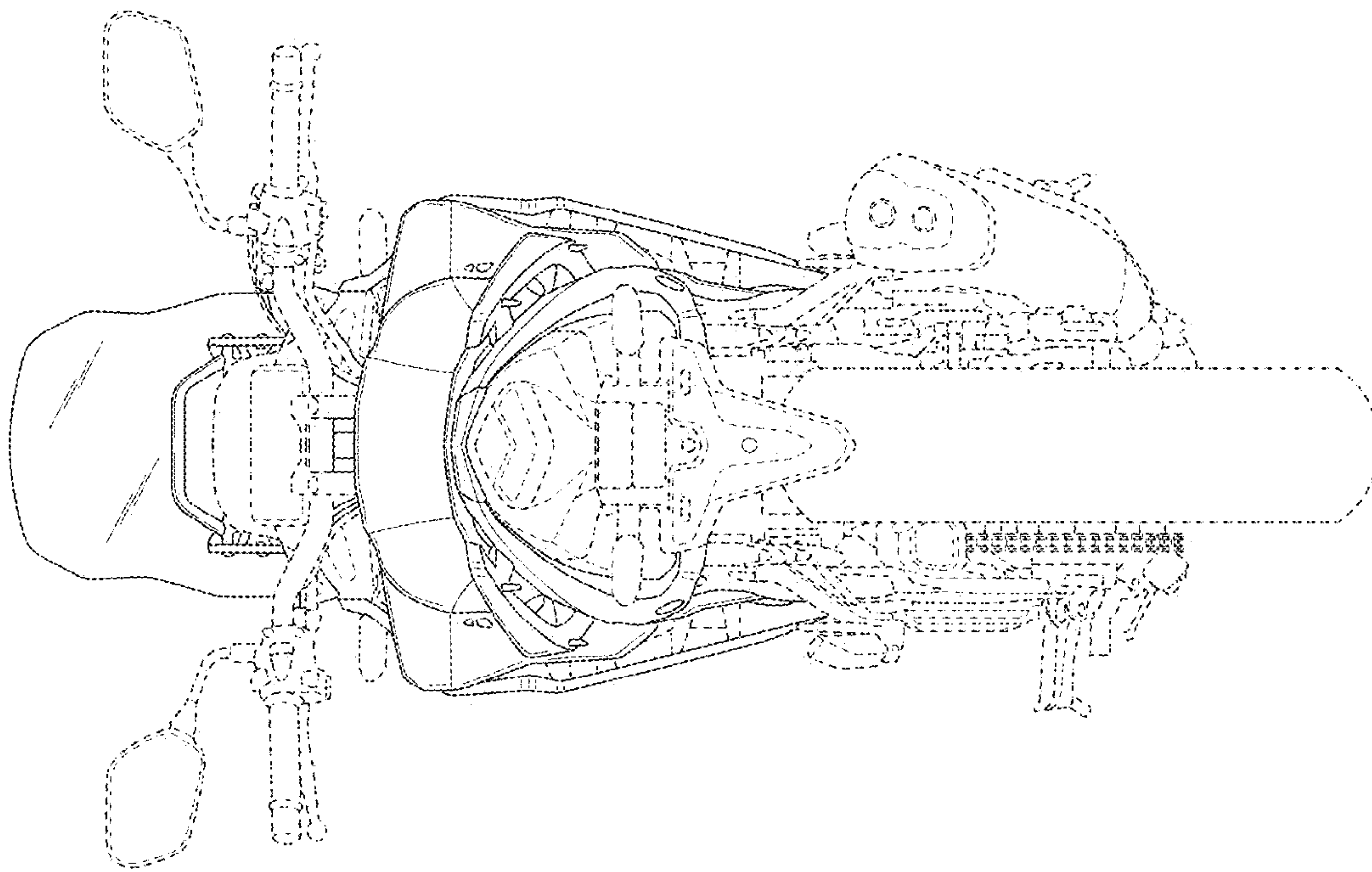


FIG.6



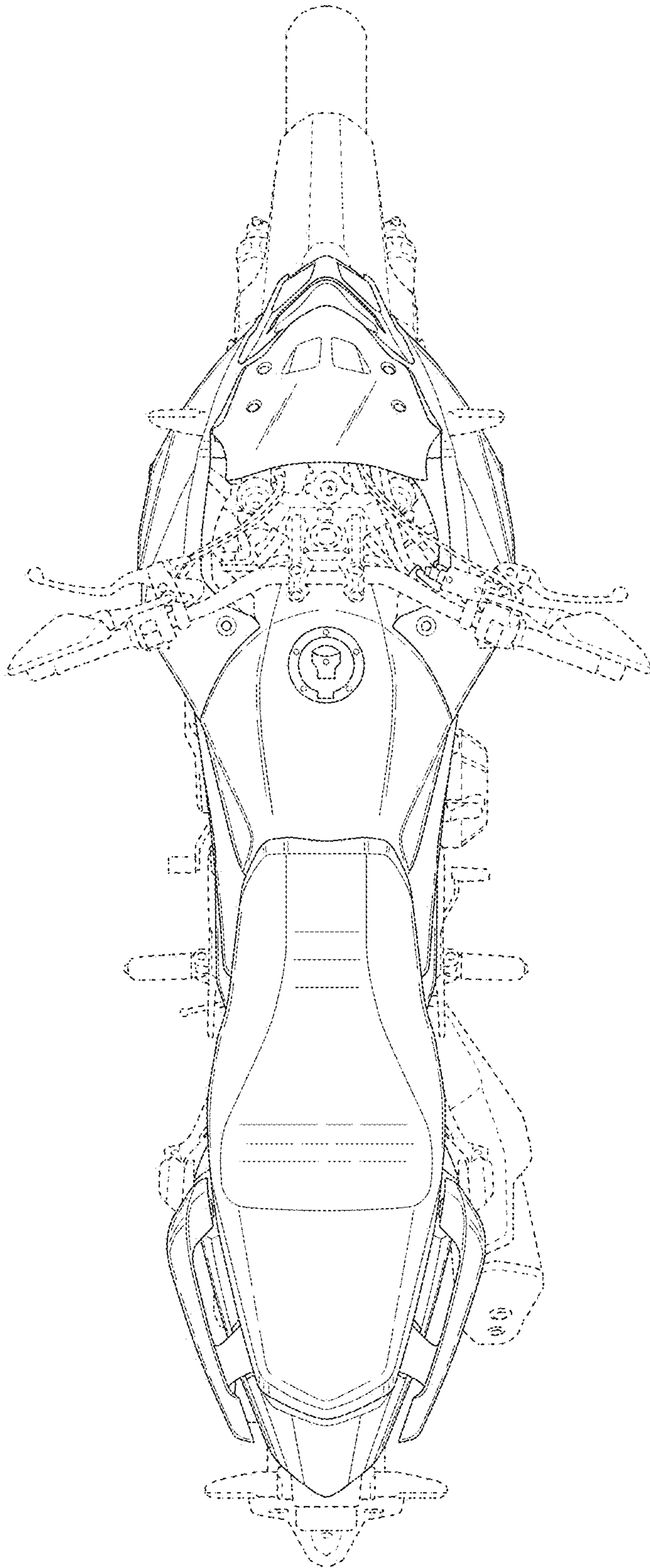


FIG. 7

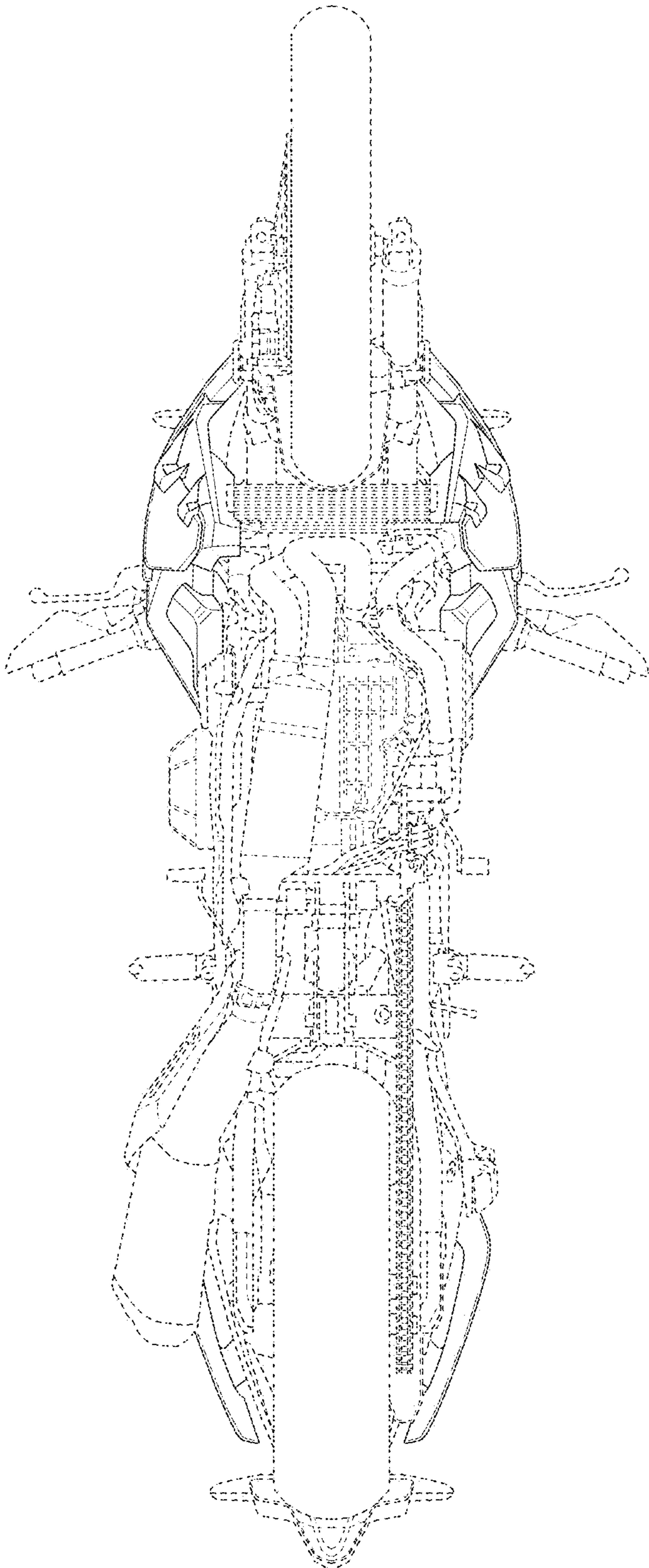


FIG. 8




FIG.9






FIG.10