



US00D874977S

(12) **United States Design Patent**
Bischoff et al.

(10) **Patent No.:** **US D874,977 S**

(45) **Date of Patent:** **** Feb. 11, 2020**

(54) **MOTOR VEHICLE**

(71) Applicant: **VOLKSWAGEN**
AKTIENGESELLSCHAFT,
Wolfsburg (DE)

(72) Inventors: **Klaus Bischoff,** Wolfsburg (DE); **Akos Szaz,** Wolfsburg (DE)

(73) Assignee: **VOLKSWAGEN**
AKTIENGESELLSCHAFT,
Wolfsburg (DE)

(**) Term: **15 Years**

(21) Appl. No.: **29/650,516**

(22) Filed: **Jun. 7, 2018**

(30) **Foreign Application Priority Data**

Mar. 5, 2018 (DE) 40 2018 100 241

(51) **LOC (12) Cl.** **12-08**

(52) **U.S. Cl.**
USPC **D12/88**

(58) **Field of Classification Search**
USPC D12/86, 90-92, 88; D21/424, 433, 434,
D21/533; 296/181.1-181.5, 183.1
CPC B62D 25/00; B62D 25/06; B62D 33/00;
B62D 35/00
See application file for complete search history.

(56) **References Cited**

U.S. PATENT DOCUMENTS

D561,645 S * 2/2008 Kim D12/88
D670,605 S * 11/2012 Nauert D12/88

D692,345 S * 10/2013 Murray D12/86
D715,690 S * 10/2014 Perini D12/88
D717,698 S * 11/2014 Beaven D12/92
D719,067 S * 12/2014 Matsumoto D12/92
D722,535 S * 2/2015 Baudy D12/92
D740,175 S * 10/2015 Bischoff D12/88
D753,549 S * 4/2016 Manzoni D12/88
D772,106 S * 11/2016 Hitzinger D12/88
D774,947 S * 12/2016 Anscheidt D12/88
D844,489 S * 4/2019 Alexiev D12/88
D856,193 S * 8/2019 Nurnberger D12/88
D865,563 S * 11/2019 Matsumoto D12/88

* cited by examiner

Primary Examiner — Melody N Brown

(74) *Attorney, Agent, or Firm* — Lucas & Mercanti, LLP;
Klaus P. Stoffel

(57) **CLAIM**

The ornamental design for a motor vehicle, as shown and described.

DESCRIPTION

FIG. 1 is a top, front, right side perspective view of a motor vehicle of the present invention, the left side being a mirror image;

FIG. 2 is a top, rear, right side perspective view thereof;

FIG. 3 is a front, right side perspective view thereof;

FIG. 4 is a rear, right side perspective view thereof;

FIG. 5 is a front view thereof;


FIG. 6 is a rear view thereof;

FIG. 7 is a right side view thereof;

FIG. 8 is a left side view thereof; and,

FIG. 9 is a top view thereof.

1 Claim, 5 Drawing Sheets






Fig. 1




Fig. 2




Fig. 3

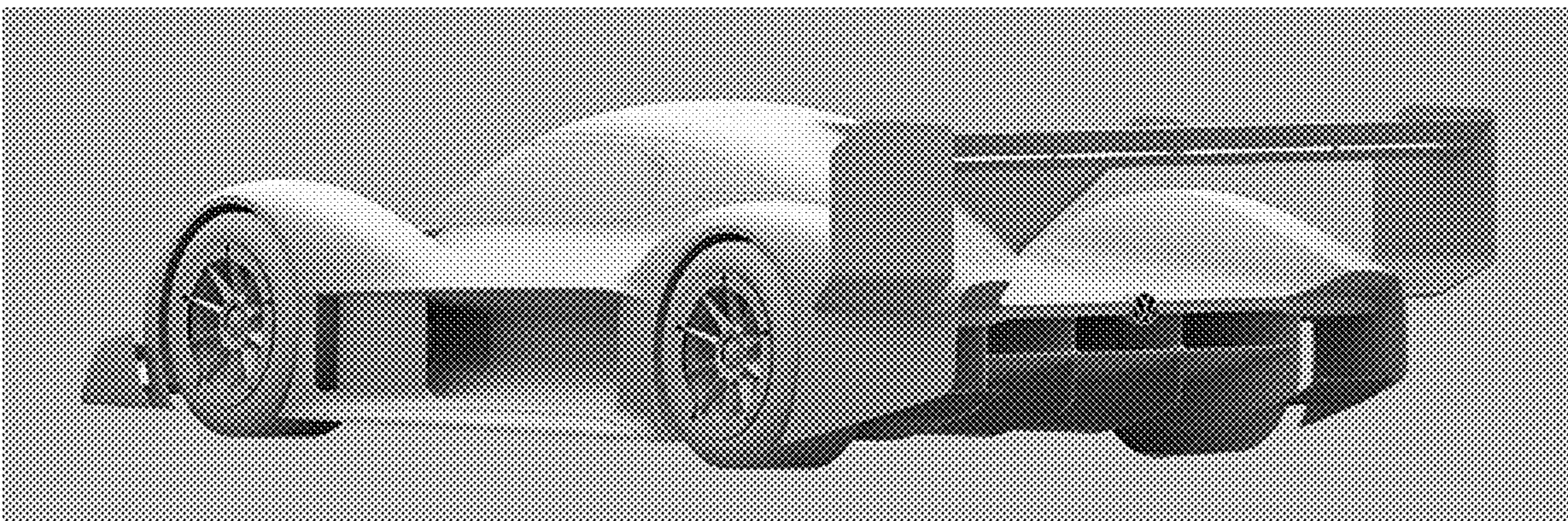


Fig. 4




Fig. 5




Fig. 6




Fig. 7




Fig. 8

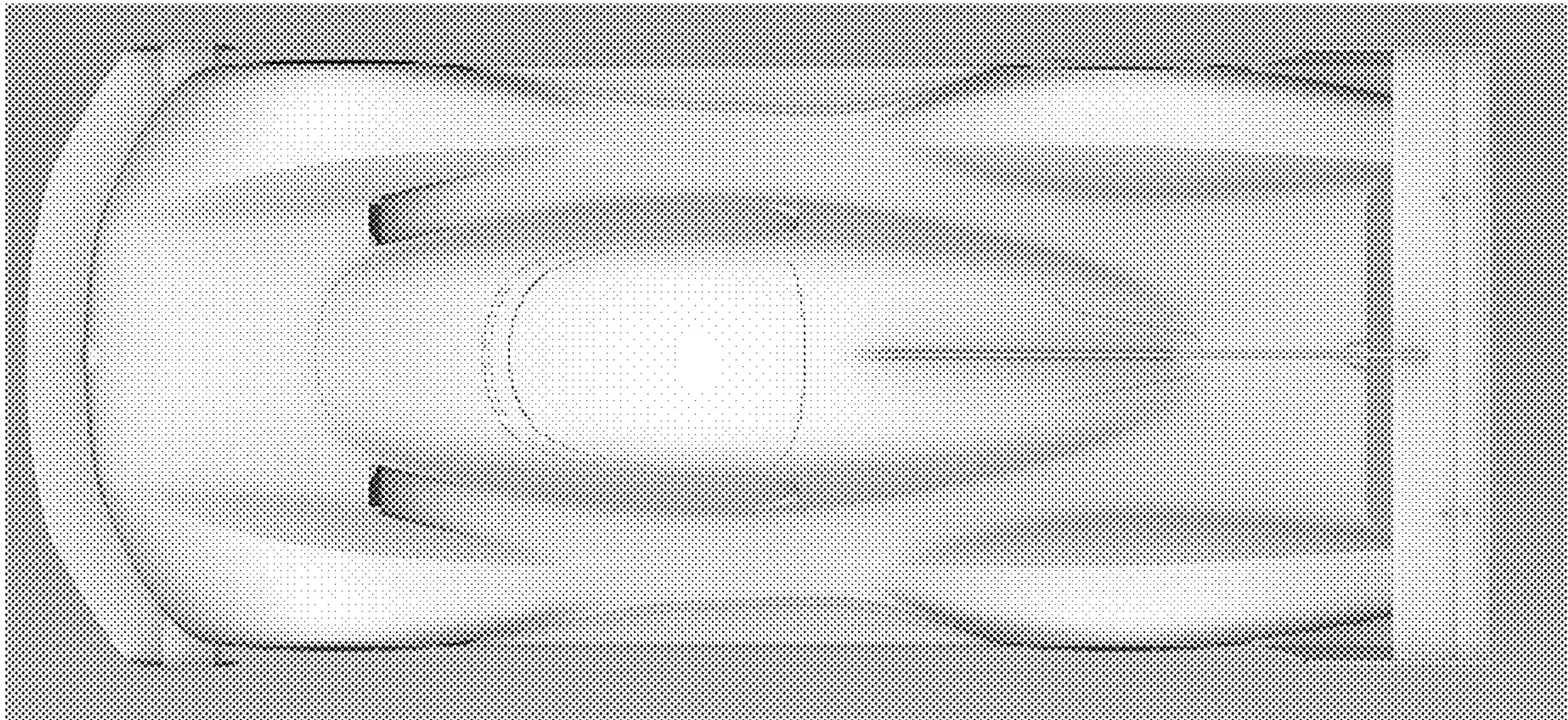


Fig. 9