



US00D874952S

(12) **United States Design Patent**
Zhan

(10) **Patent No.:** **US D874,952 S**

(45) **Date of Patent:** **** Feb. 11, 2020**

(54) **PENDANT POSITIONING RULER**

(71) Applicant: **Jinqiang Zhan**, Jinhua (CN)

(72) Inventor: **Jinqiang Zhan**, Jinhua (CN)

(**) Term: **15 Years**

(21) Appl. No.: **29/666,306**

(22) Filed: **Oct. 11, 2018**

(51) **LOC (12) Cl.** **10-04**

(52) **U.S. Cl.**
USPC **D10/62; D10/71**

(58) **Field of Classification Search**

USPC D10/62, 71

CPC G01B 2003/1087; G01B 2003/1089; G01B

2003/1092; G01B 2003/1094; G01B

2003/1097

See application file for complete search history.

(56) **References Cited**

U.S. PATENT DOCUMENTS

D357,195 S * 4/1995 Palacio D10/62

* cited by examiner

Primary Examiner — Antoine Duval Davis

(74) *Attorney, Agent, or Firm* — Erson IP (Nelson IP)

(57) **CLAIM**

The ornamental design for a pendant positioning ruler, as shown and described.

DESCRIPTION

FIG. 1 is a perspective view of a pendant positioning ruler, showing my new design;

FIG. 2 is a front view thereof;

FIG. 3 is a rear view thereof;

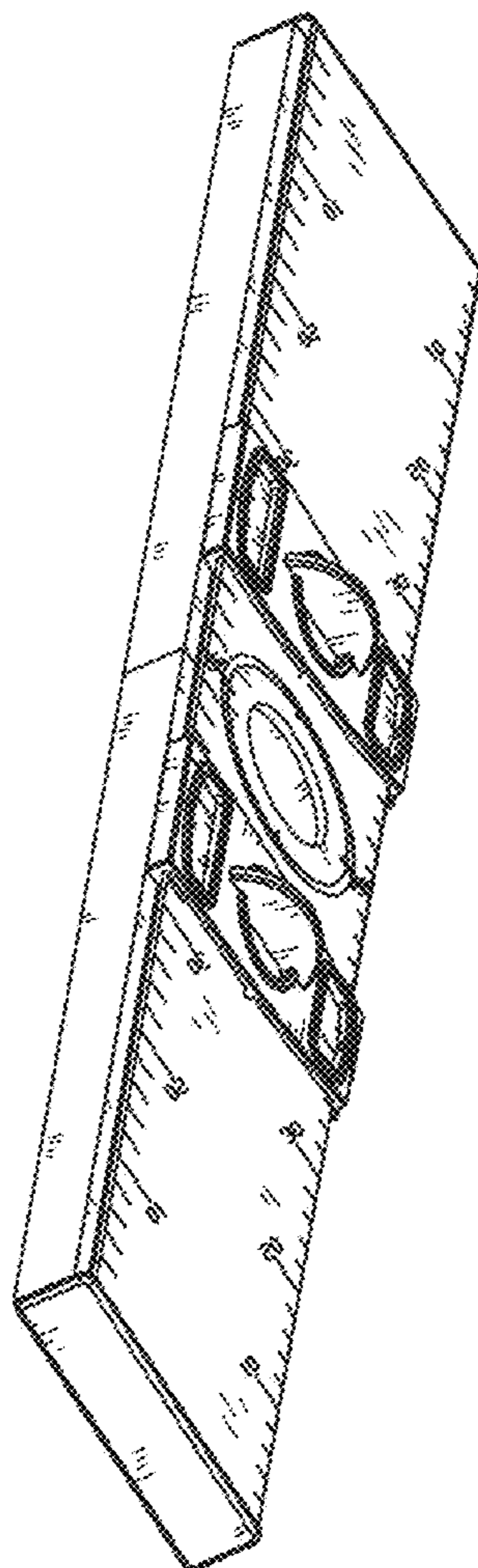
FIG. 4 is a left side view thereof;

FIG. 5 is a right side view thereof;

FIG. 6 is a top plan view thereof; and,

FIG. 7 is a bottom plan view thereof.

1 Claim, 7 Drawing Sheets



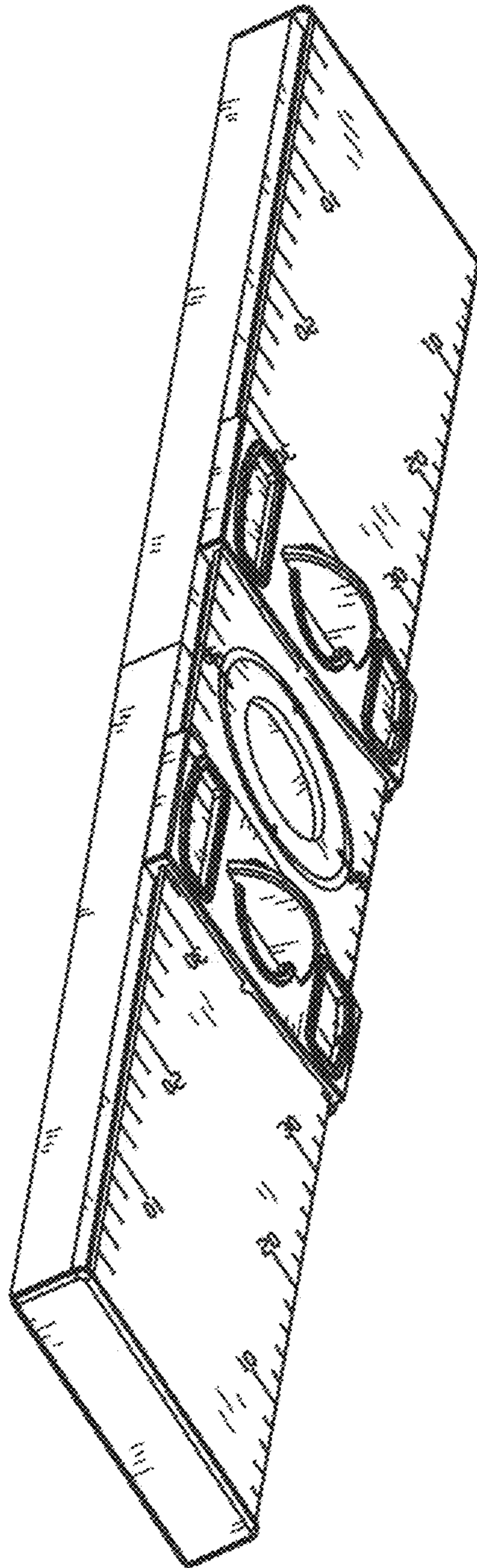


Fig. 1

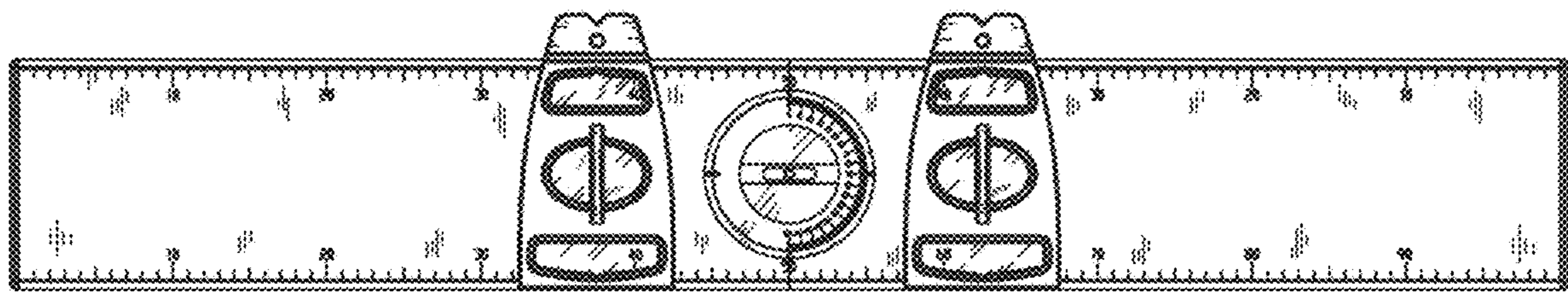


Fig. 2

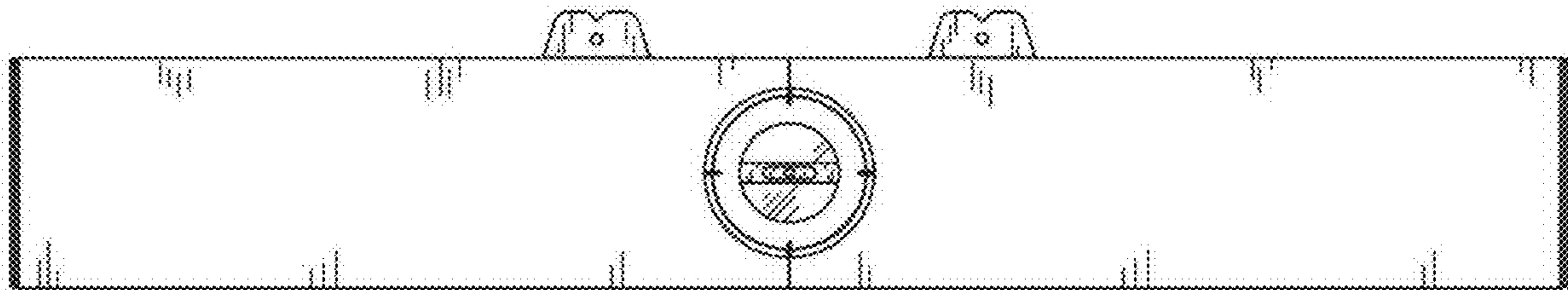


Fig. 3



Fig. 4




Fig. 5

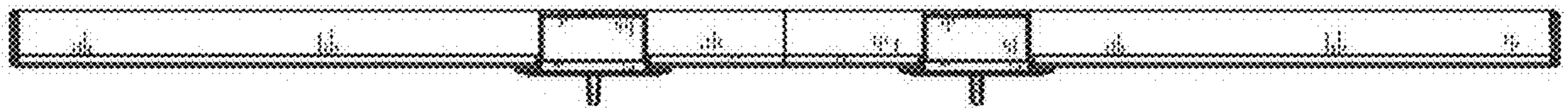


Fig. 6

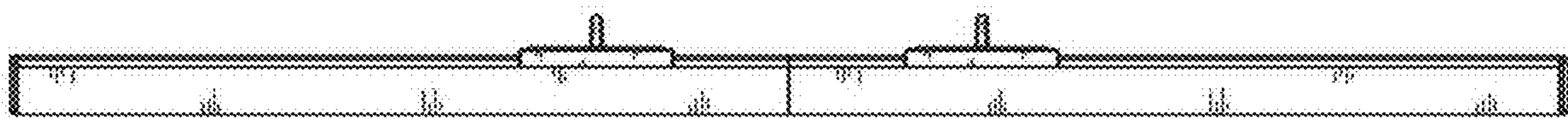


Fig. 7