



US00D874896S

(12) **United States Design Patent** (10) **Patent No.:** **US D874,896 S**
Lazenby (45) **Date of Patent:** **** Feb. 11, 2020**

(54) **CORKSCREW**
(71) Applicant: **LEATHERMAN TOOL GROUP, INC.**, Portland, OR (US)
(72) Inventor: **Adam Lazenby**, Lake Oswego, OR (US)
(73) Assignee: **LEATHERMAN TOOL GROUP, INC.**, Portland, OR (US)
(**) Term: **15 Years**
(21) Appl. No.: **29/653,849**
(22) Filed: **Jun. 19, 2018**
(51) **LOC (12) Cl.** **07-06**
(52) **U.S. Cl.**
USPC **D8/42**
(58) **Field of Classification Search**
USPC D8/18, 33-43
CPC .. B67B 7/06; B67B 7/066; B67B 7/12; B67B 7/16; B67B 7/18; B67B 7/20; B67B 7/24; B67B 7/30; B67B 7/34; B67B 2007/0458; B67B 2007/303
See application file for complete search history.

(56) **References Cited**
U.S. PATENT DOCUMENTS
20,715 A * 6/1858 Hyde A01K 1/04 119/780
3,451,076 A * 6/1969 Deaver B67B 7/0423 7/118
D363,755 S * 10/1995 Diederich D21/840
D378,052 S * 2/1997 Perreault D8/387
D398,363 S * 9/1998 LoBue D21/840
D415,955 S * 11/1999 Paulson D8/388
6,341,423 B1 * 1/2002 Taggart B25F 1/003 30/143
D518,286 S * 4/2006 Santos D3/17
7,195,634 B2 * 3/2007 Schmieding A61B 17/0401 606/232

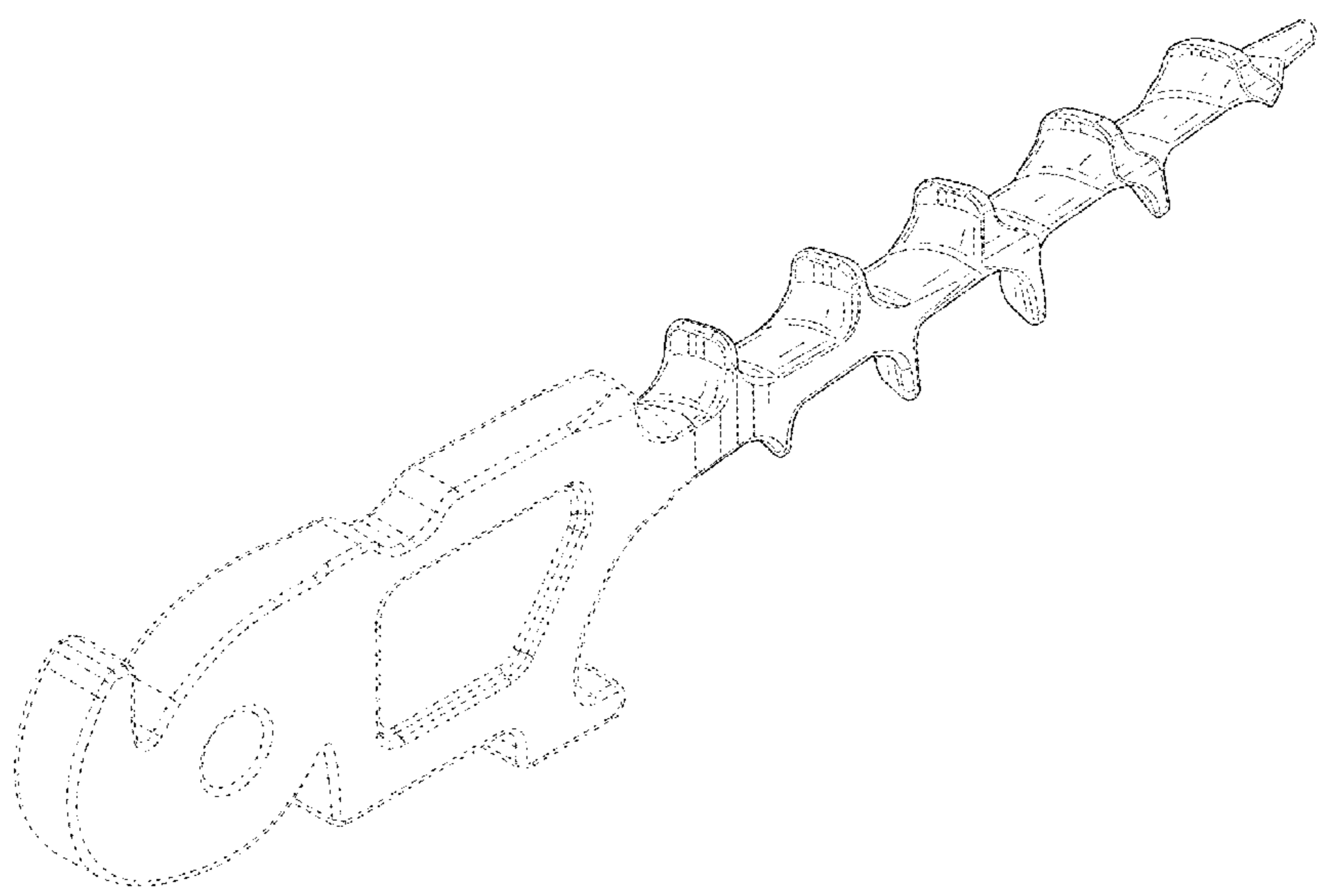
D549,088 S * 8/2007 Gallien D8/387
D552,976 S * 10/2007 Gaudron D8/387
7,309,198 B1 * 12/2007 Brown A01K 97/10 410/101
D630,834 S * 1/2011 Cohen D3/10
D633,379 S * 3/2011 Chambers D8/387
D649,030 S * 11/2011 Austin, III D8/387
D658,046 S * 4/2012 Austin, III D8/385
8,192,123 B2 * 6/2012 Ernst F16B 25/0026 411/387.1
D666,485 S * 9/2012 Hegetschweiler D8/387
8,429,875 B2 * 4/2013 Bartlett E04G 9/04 411/403
D713,285 S * 9/2014 Dover D11/146
9,072,564 B2 * 7/2015 Reed A61B 17/7291
D773,926 S * 12/2016 Sweeney D8/387
9,622,739 B2 * 4/2017 Dreyfuss A61B 17/0401
10,352,014 B1 * 7/2019 Baptiste A01K 1/04
(Continued)

Primary Examiner — Elizabeth A. Albert
(74) *Attorney, Agent, or Firm* — Alston & Bird LLP

(57) **CLAIM**
The ornamental design for a corkscrew, as shown and described.

DESCRIPTION
FIG. 1 is a perspective view of a corkscrew according to our new design;
FIG. 2 is a left side elevation view thereof;
FIG. 3 is a right side elevation view thereof;
FIG. 4 is a front elevation view thereof;
FIG. 5 is a rear elevation view thereof;
FIG. 6 is a top elevation view thereof; and,
FIG. 7 is a bottom plan view thereof.
The dash-dot-dash broken lines illustrate a boundary line of the claimed design. The dash-dash broken lines showing in the views illustrate unclaimed portions of the corkscrew and form no part of the claimed design.

1 Claim, 5 Drawing Sheets



(56)

References Cited

U.S. PATENT DOCUMENTS

2004/0232099 A1* 11/2004 Gardner B65D 1/0246
215/44
2008/0215099 A1* 9/2008 Balfour A61C 8/0022
606/306
2012/0036797 A1* 2/2012 Ardern E04H 12/2223
52/157

* cited by examiner

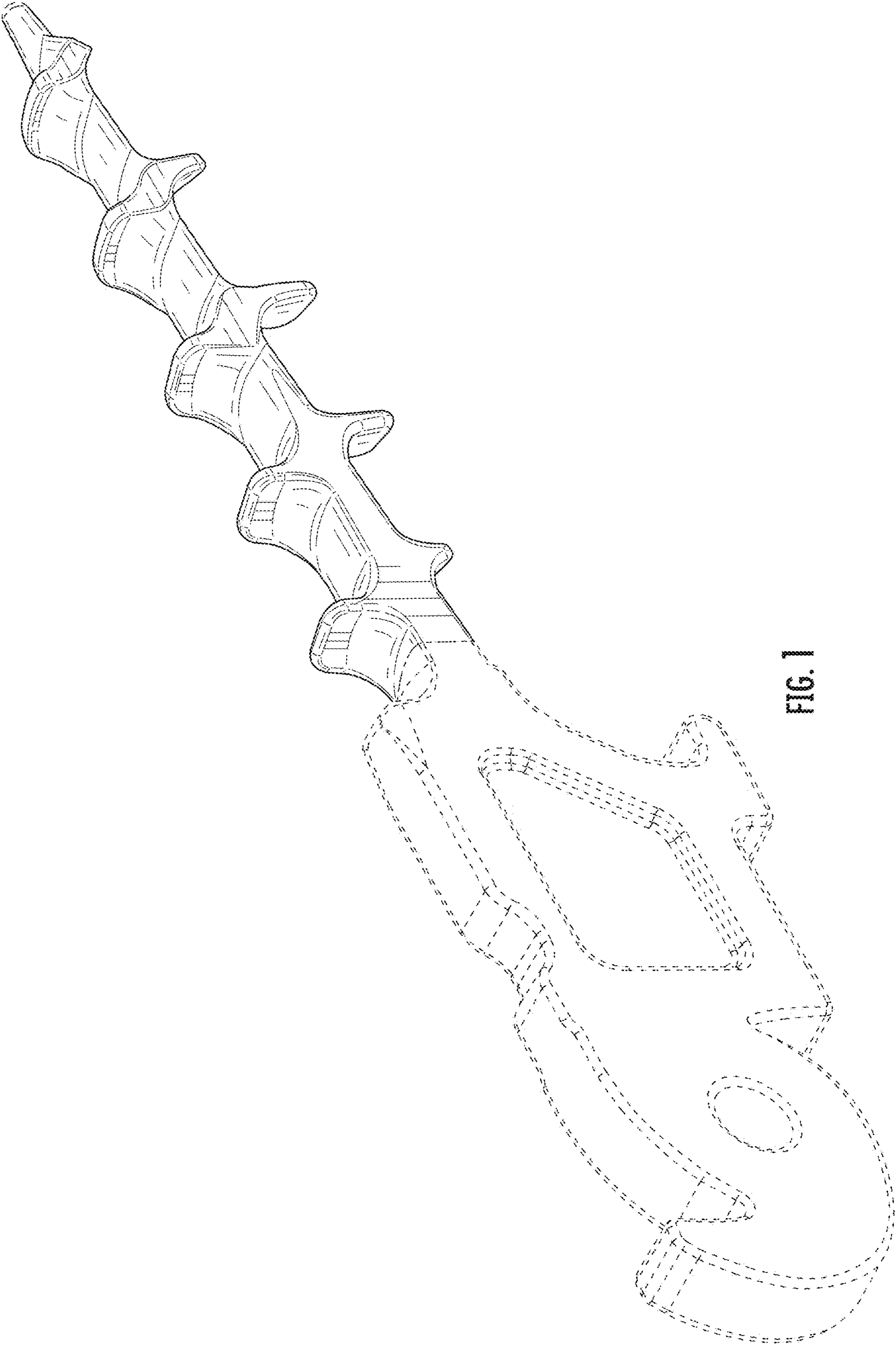


FIG. 1

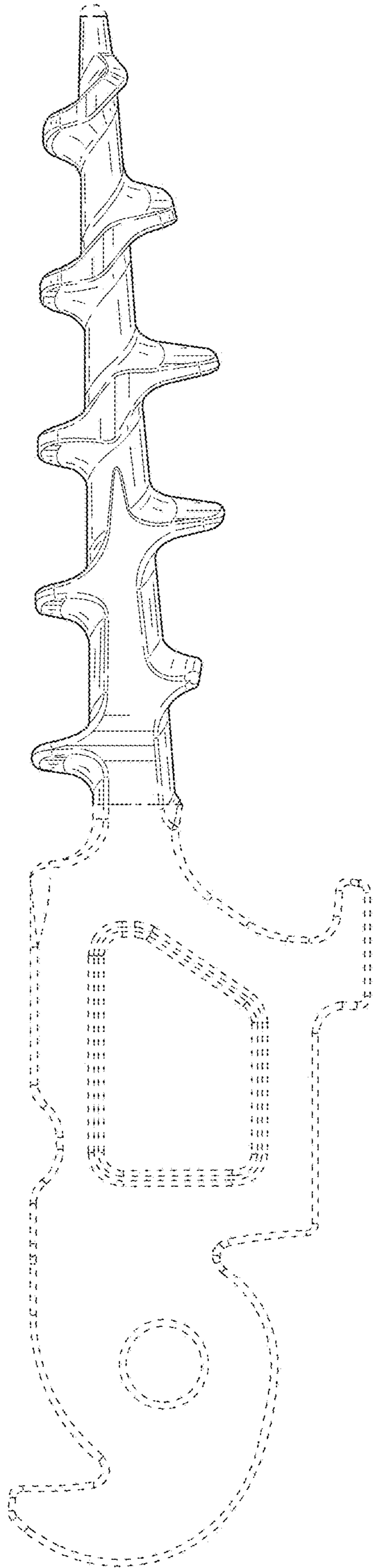


FIG. 2

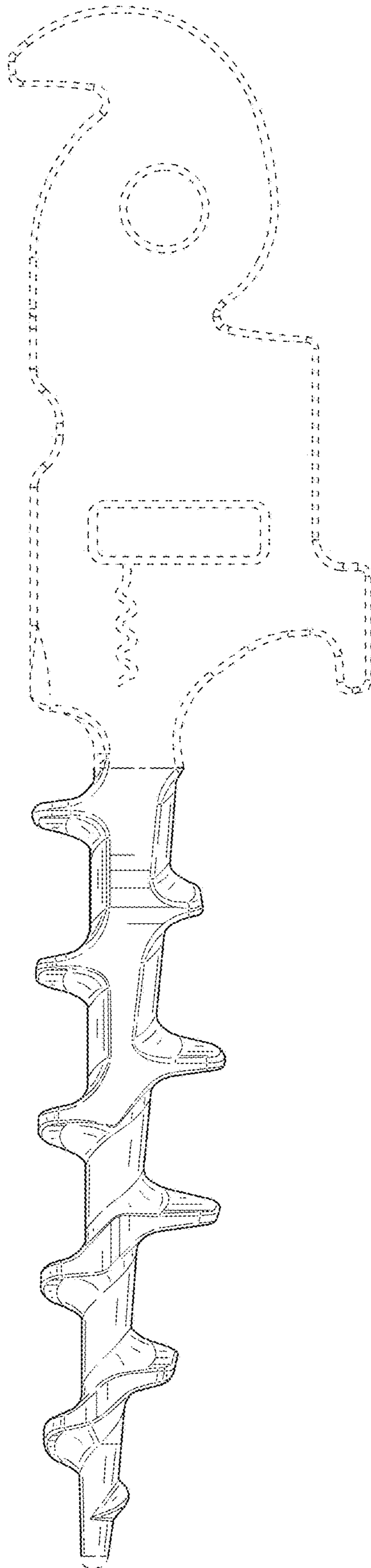


FIG. 3

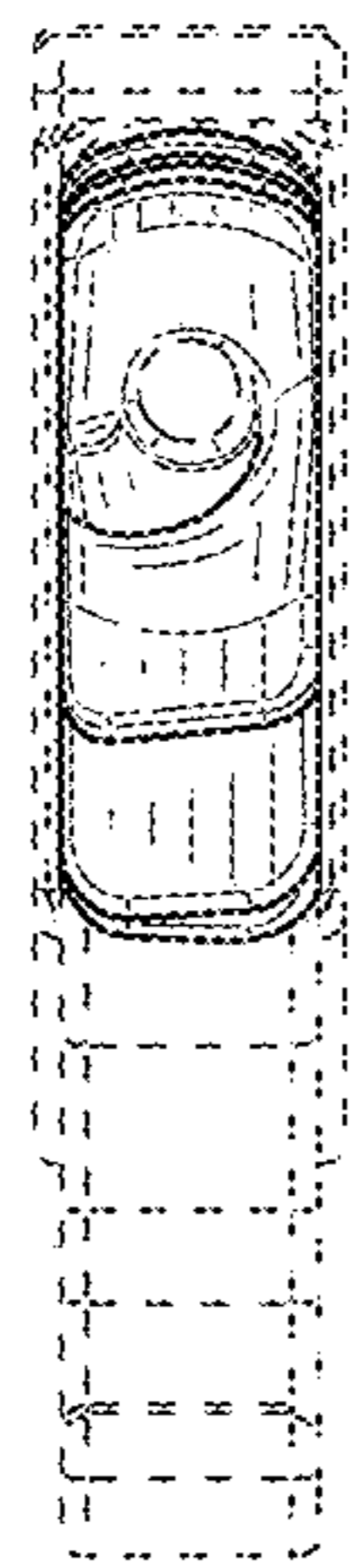


FIG. 4




FIG. 5

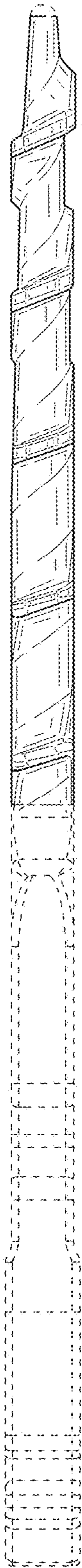


FIG. 6



FIG. 7