



US00D874893S

(12) **United States Design Patent** (10) **Patent No.:** **US D874,893 S**
Pavey (45) **Date of Patent:** **** Feb. 11, 2020**

(54) **SNOW SHOVEL BLADE**
(71) Applicant: **Robert Thomas Pavey**, Mahtomedi, MN (US)
(72) Inventor: **Robert Thomas Pavey**, Mahtomedi, MN (US)
(**) Term: **15 Years**
(21) Appl. No.: **29/607,652**
(22) Filed: **Jun. 15, 2017**
(51) **LOC (12) Cl.** **08-01**
(52) **U.S. Cl.**
USPC **D8/10**
(58) **Field of Classification Search**
USPC D8/1, 7, 10, 499; D21/483, 532
CPC A01B 1/02; A01B 1/022; A01B 1/026;
A01B 1/22; A01B 15/02; E01H 5/00;
E01H 5/02
See application file for complete search history.

(56) **References Cited**
U.S. PATENT DOCUMENTS
841,848 A 1/1907 Conner
1,534,179 A * 4/1925 Klinger E01H 5/02
37/284
1,743,161 A * 1/1930 Prindle E01H 5/02
294/54.5
2,114,641 A * 4/1938 Stevenson E01H 5/02
294/54.5
3,938,843 A * 2/1976 Pahl E01H 5/02
37/266
D242,761 S * 12/1976 DiCarlo D8/10
4,199,181 A 4/1980 Mason
D305,603 S * 1/1990 Nelson D15/11
D307,378 S * 4/1990 D'Alessandro D8/10
D319,757 S 9/1991 Nelson
D361,482 S 8/1995 Fugal
D375,882 S * 11/1996 Ritchie D8/10

5,669,163 A * 9/1997 Winter E01H 5/02
37/265
D392,522 S 3/1998 Kenyon
D398,201 S * 9/1998 Yacobi D8/10
D409,885 S * 5/1999 McKenzie D8/10
5,975,602 A 11/1999 Zan
6,435,580 B1 * 8/2002 Lock E01H 5/02
294/54.5
6,485,076 B1 * 11/2002 Chang A01B 1/026
254/131.5
7,305,779 B1 12/2007 Purvis
D586,192 S * 2/2009 Chesness D8/10
D703,013 S 4/2014 Firth
2008/0315602 A1 * 12/2008 Chesness B25G 1/00
294/58

(Continued)

FOREIGN PATENT DOCUMENTS

WO WO 95/02732 1/1995

Primary Examiner — Sandra S Snapp
Assistant Examiner — Ieisha N Price
(74) *Attorney, Agent, or Firm* — Fredrikson & Byron, P.A.

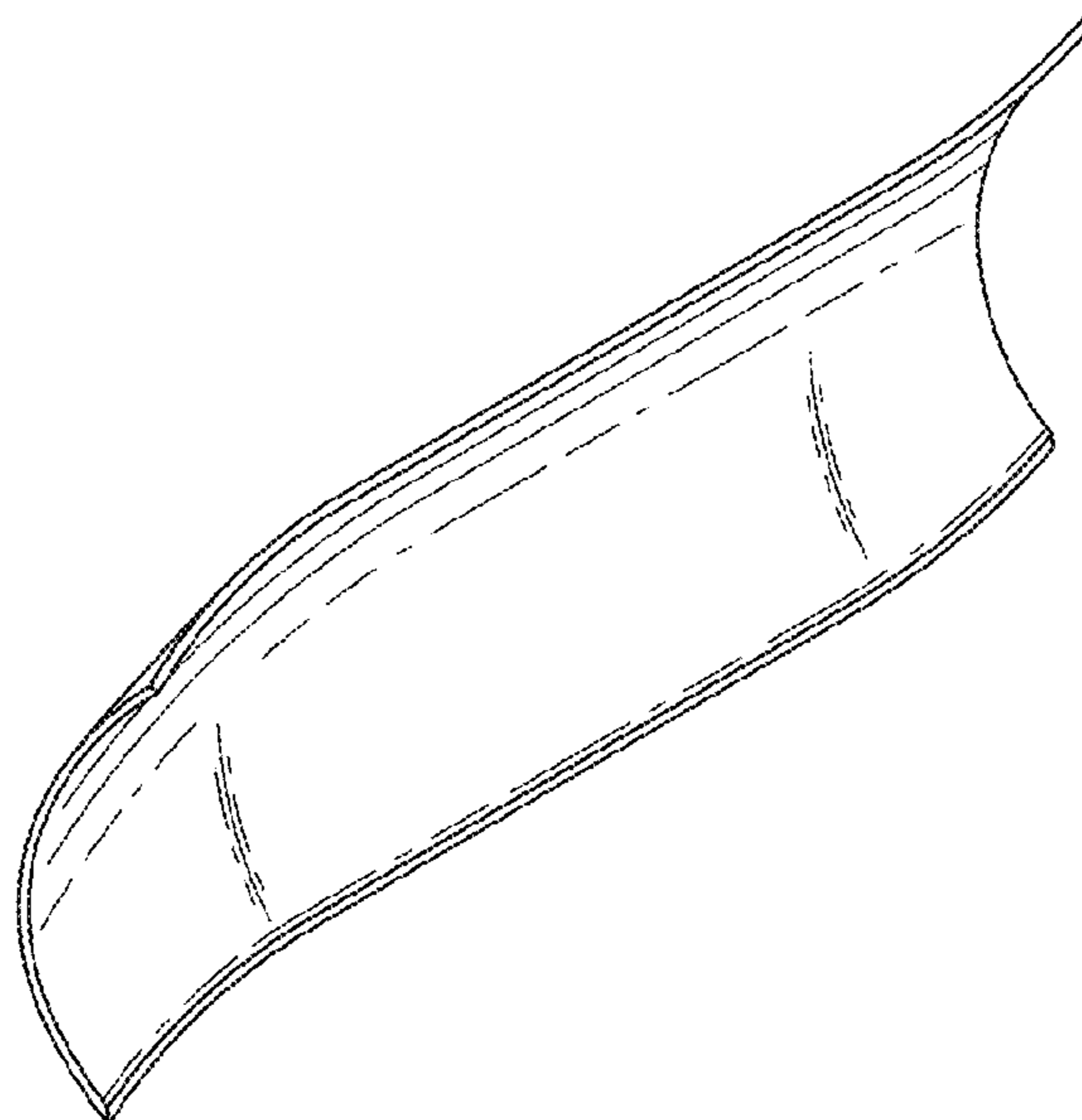
(57) **CLAIM**

The ornamental design for a snow shovel blade, as shown and described.

DESCRIPTION

FIG. 1 is a perspective view of the embodiment showing the new design for a snow shovel blade;
FIG. 2 is a front view of the snow shovel blade of FIG. 1;
FIG. 3 is a rear view of the snow shovel blade of FIG. 1;
FIG. 4 is a top view of the snow shovel blade of FIG. 1;
FIG. 5 is a bottom view of the snow shovel blade of FIG. 1;
FIG. 6 is a left-side view of the snow shovel blade of FIG. 1; and,
FIG. 7 is a right-side view of the snow shovel blade of FIG. 1.

1 Claim, 2 Drawing Sheets



(56)

References Cited

U.S. PATENT DOCUMENTS

2009/0051180 A1 2/2009 Marlin
2009/0188136 A1* 7/2009 Westman E01H 5/02
37/266

* cited by examiner

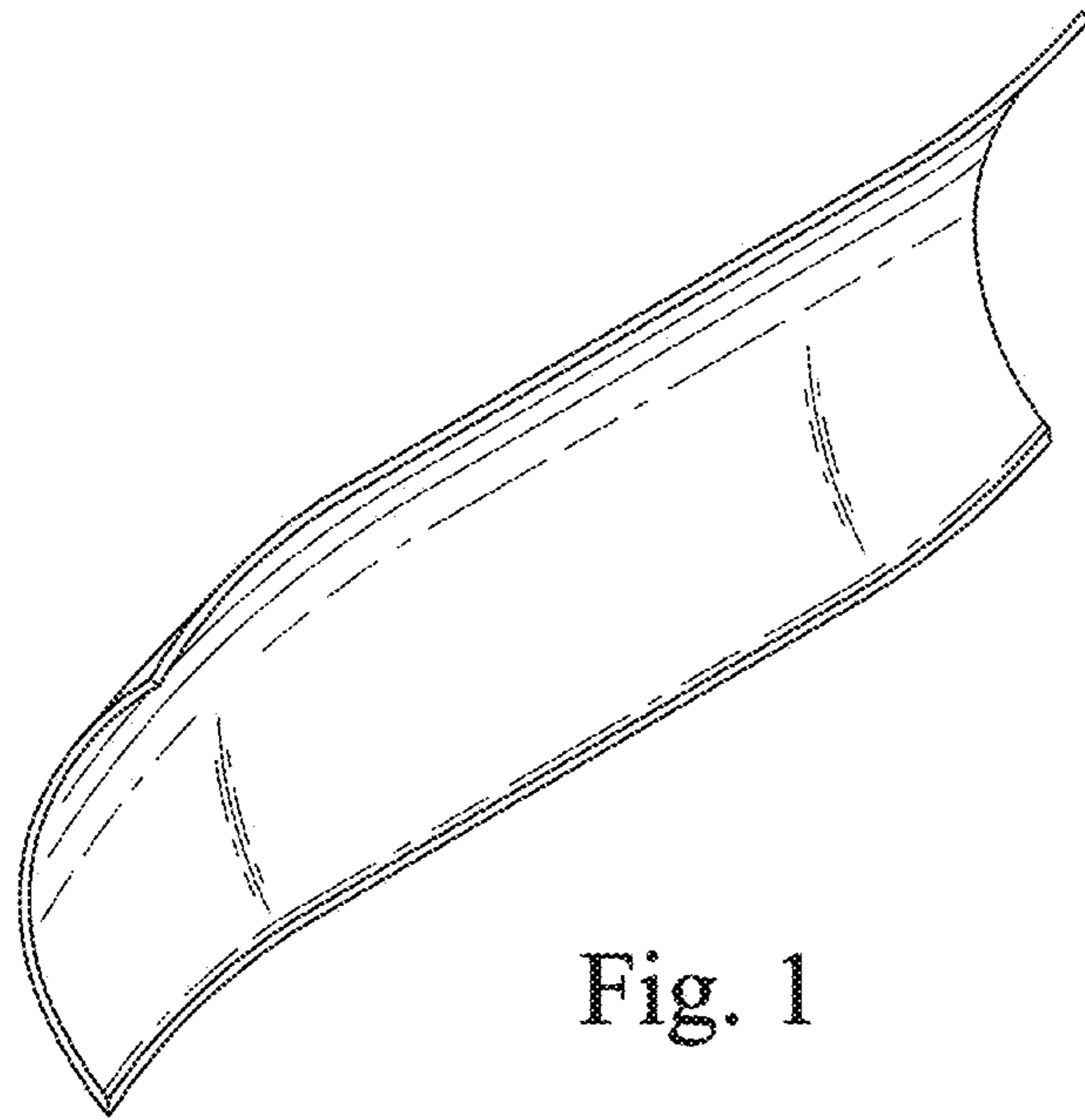


Fig. 1




Fig. 2




Fig. 3

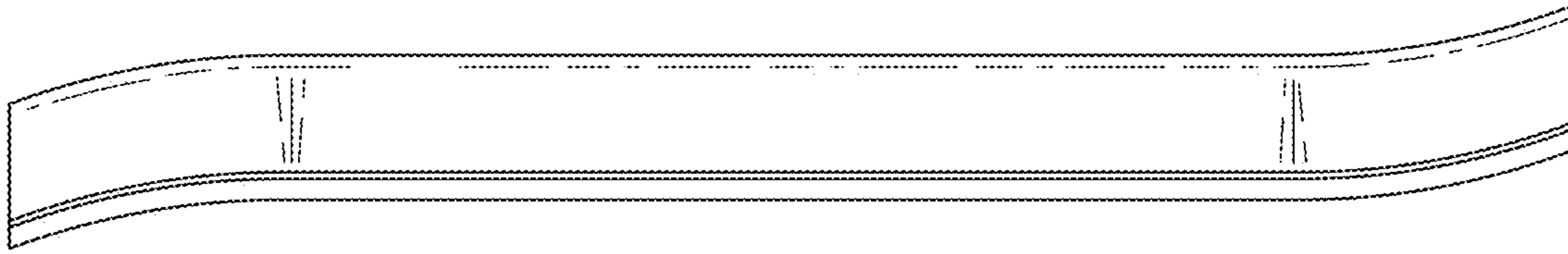


Fig. 4

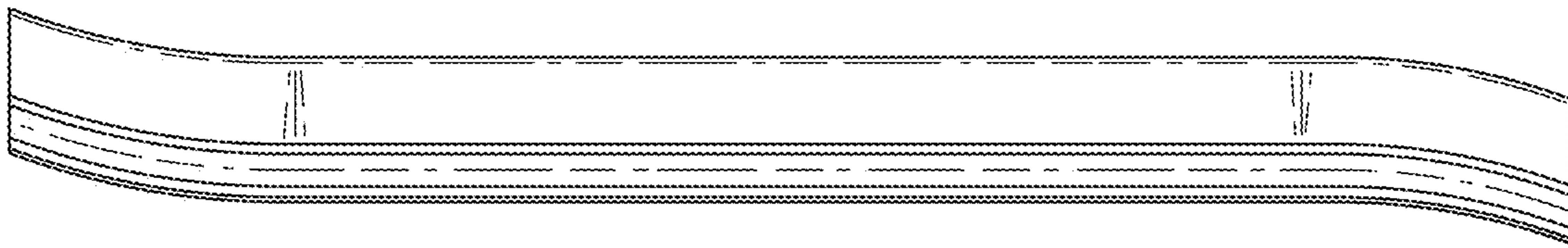


Fig. 5

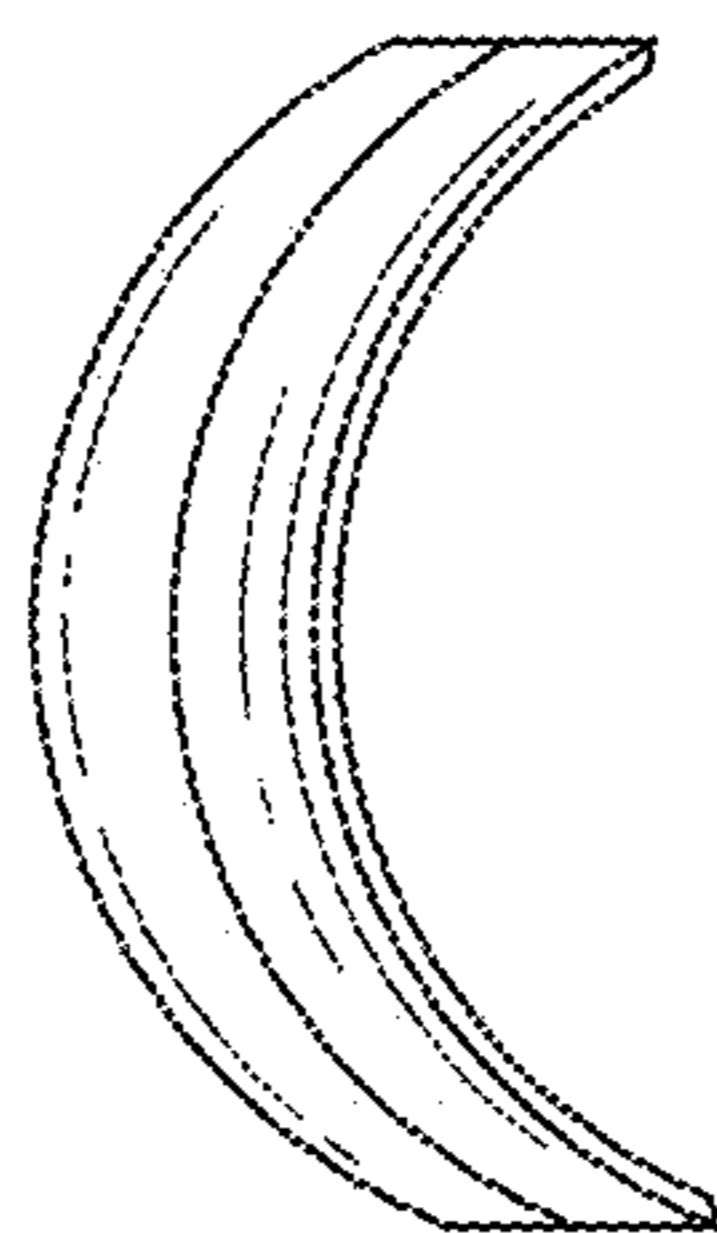


Fig. 6

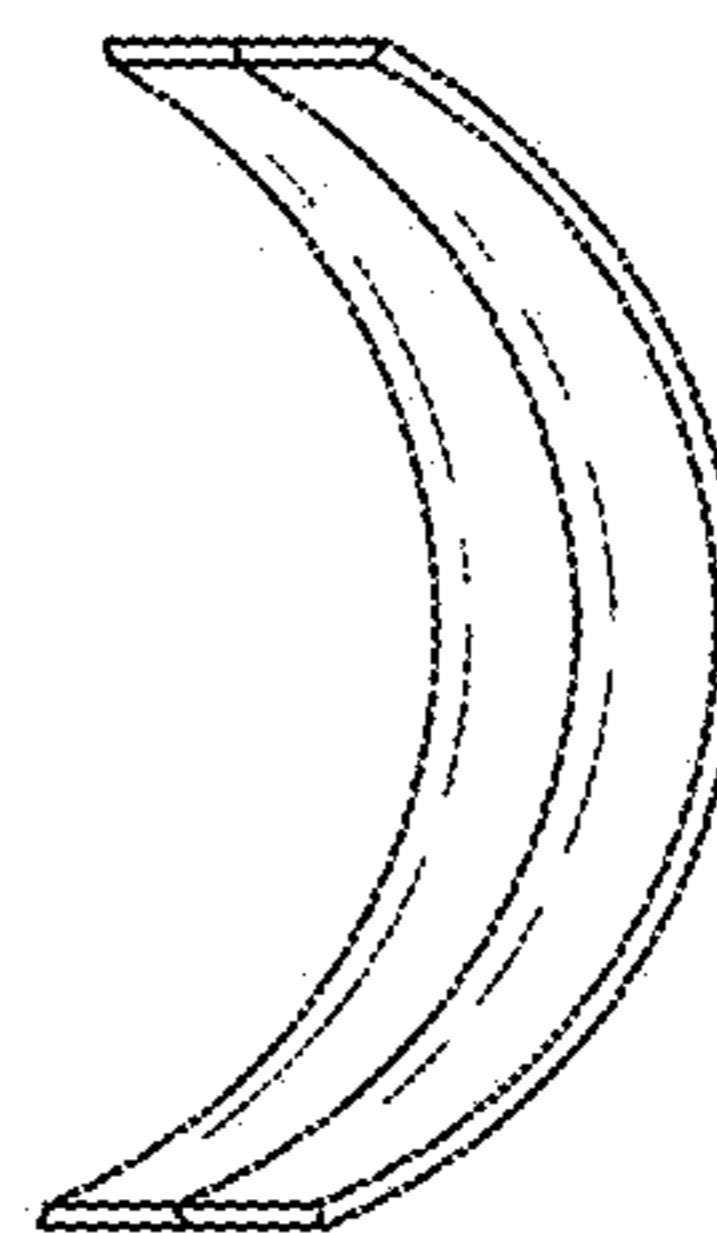


Fig. 7