



US00D874873S

(12) **United States Design Patent**
Chen

(10) **Patent No.:** **US D874,873 S**

(45) **Date of Patent:** **** Feb. 11, 2020**

(54) **KNIFE HANDLE**

(71) Applicant: **EVERGOOD HARDWARE PRODUCTS CO., LTD.**, Nantou County (TW)

(72) Inventor: **Chen-Fen Chen**, Nantou County (TW)

(**) Term: **15 Years**

(21) Appl. No.: **29/653,301**

(22) Filed: **Jun. 14, 2018**

(51) **LOC (12) Cl.** **07-03**

(52) **U.S. Cl.**
USPC **D7/401.2; D7/649**

(58) **Field of Classification Search**
USPC D7/393-395, 401.2, 642-652, 693, D7/695-696; D8/93, 97-100, 107, 300, D8/321; D22/117-118
CPC A01B 1/20; A01B 1/22; A22C 25/006; A47G 21/06; A47G 21/065; A61B 17/3211; A61B 17/3213; B21D 53/64; B25G 3/36; B26B 1/00; B26B 1/08; B26B 1/10; B26B 3/00; B26B 3/02; B26B 3/03; B26B 3/04; B26B 3/06; B26B 5/00; B26B 5/001; B26B 5/007; B26B 7/00; B26B 7/005; B26B 9/00; B26B 9/02; B26B 11/00; B26B 11/006; B26B 17/00; B26B 17/006; B26B 29/02
See application file for complete search history.

(56) **References Cited**

U.S. PATENT DOCUMENTS

D554,437 S * 11/2007 Ono D7/649
D572,542 S * 7/2008 Epstein D7/649

D637,048 S * 5/2011 Ono D7/649
D643,260 S * 8/2011 Spiegel D7/649
D649,412 S * 11/2011 Lo D7/649
D717,127 S * 11/2014 Chen D7/642
D791,539 S * 7/2017 Rose D7/401.2
D809,862 S * 2/2018 Petsche D7/401.2
D833,219 S * 11/2018 Liu D7/401.2
D842,663 S * 3/2019 Heine D7/649
D846,360 S * 4/2019 Washington D7/650
D849,476 S * 5/2019 Heine D7/401.2

* cited by examiner

Primary Examiner — Ricky Pham

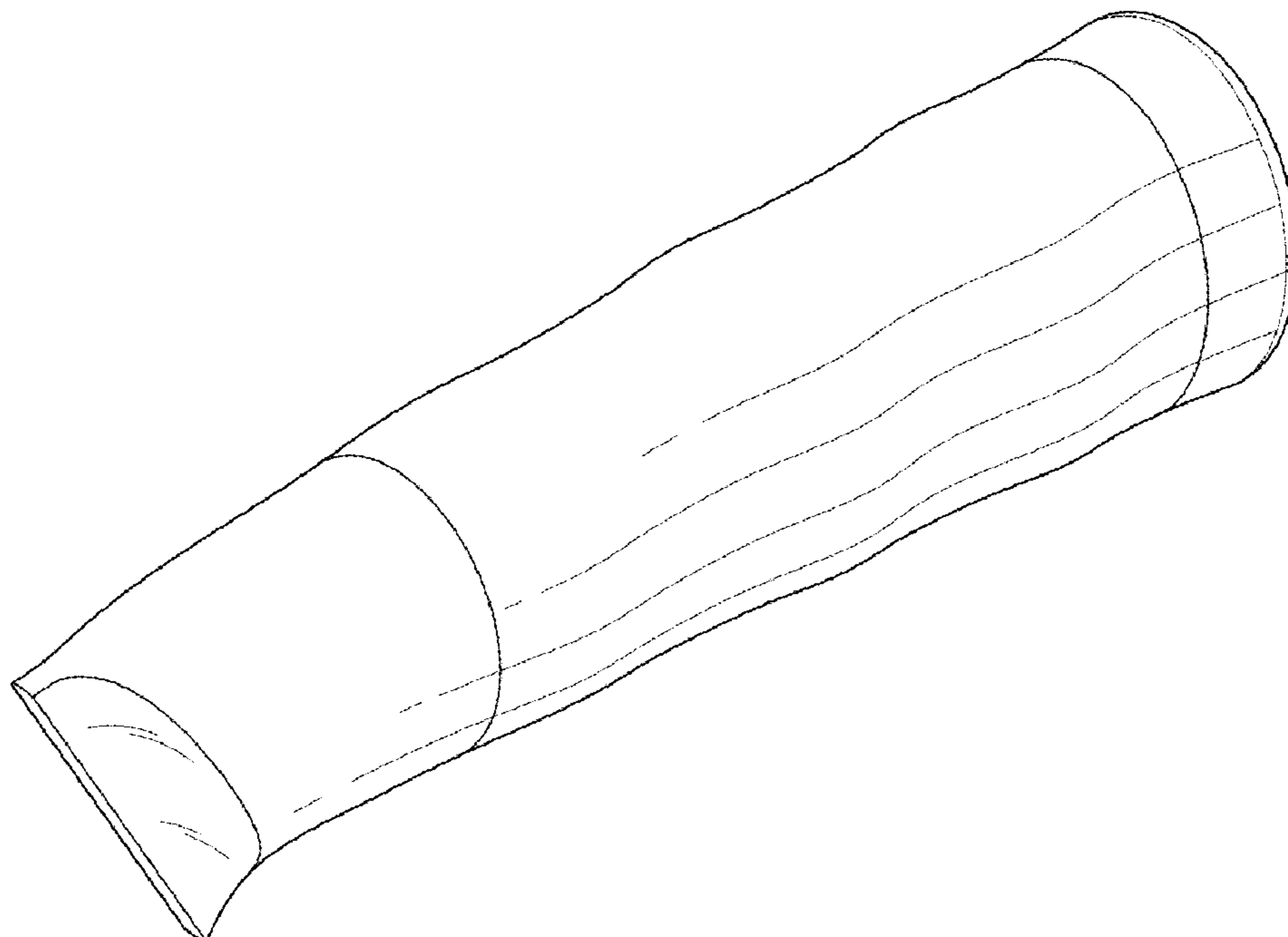
(57) **CLAIM**

The ornamental design for a knife handle, as shown and described.

DESCRIPTION

FIG. 1 is a dimensional view of a knife handle showing my new design;
FIG. 2 is a front elevational view thereof, the rear elevational view being a mirror image;
FIG. 3 is a left side elevational view thereof;
FIG. 4 is a right side elevational view thereof;
FIG. 5 is a top plan view thereof;
FIG. 6 is a bottom plan view thereof; and,
FIG. 7 is a reference figure showing the tool in a state of use in combination with the design object.
The broken lines shown in the drawings are for illustrative purposes only and form no part of the claimed design.

1 Claim, 5 Drawing Sheets



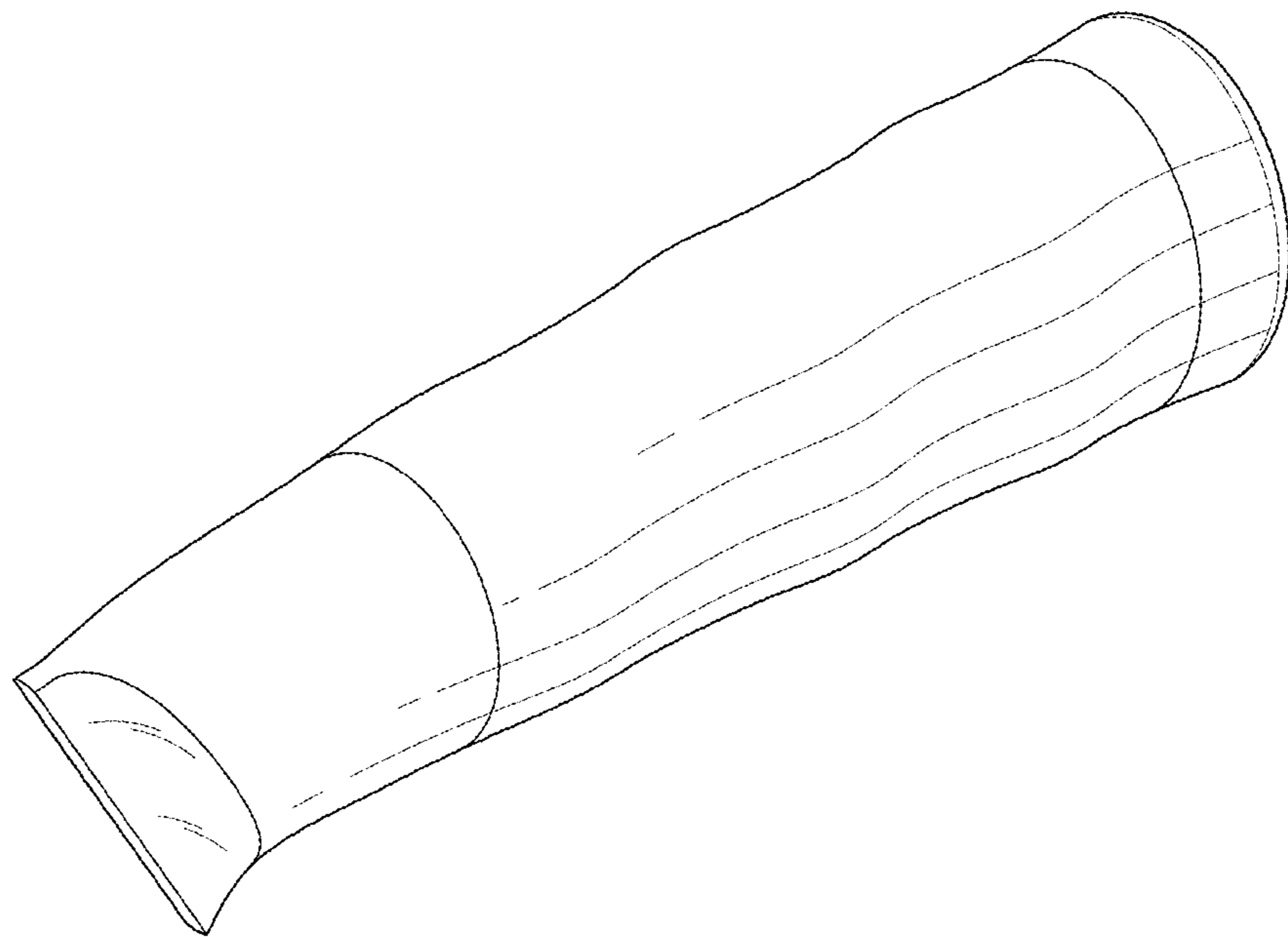


FIG. 1

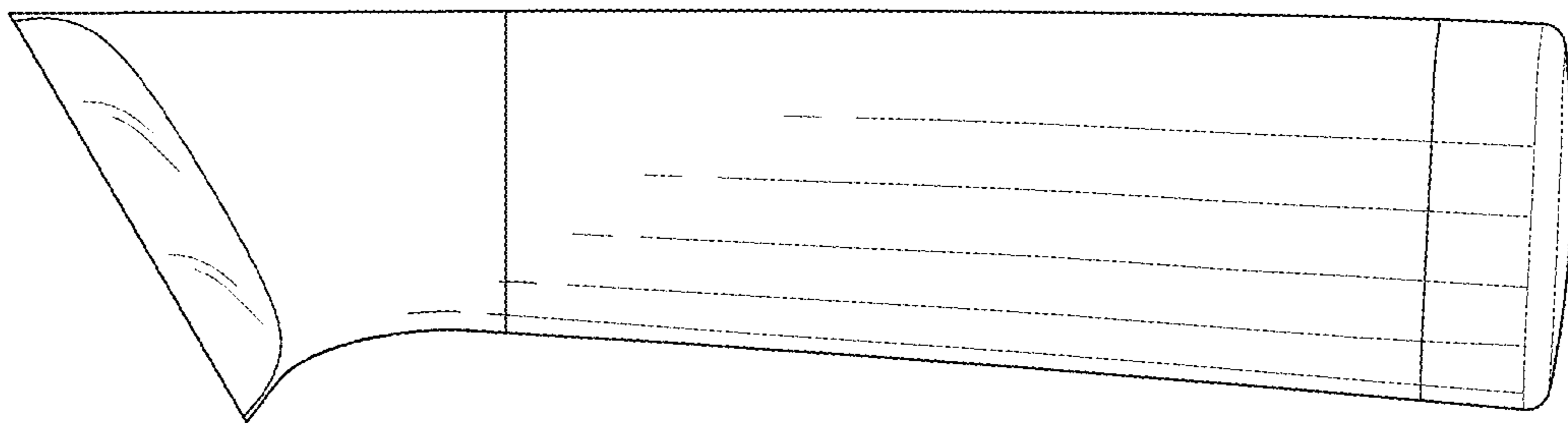


FIG. 2

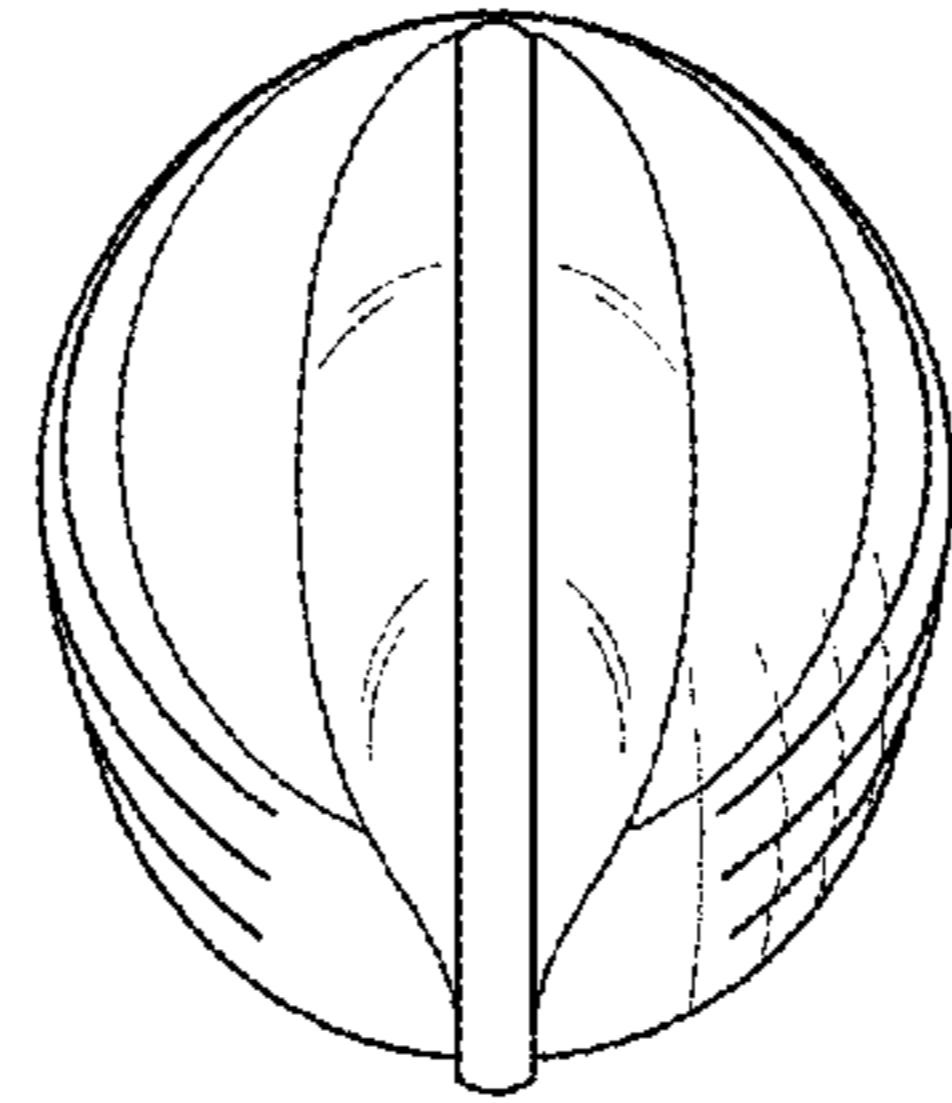


FIG. 3

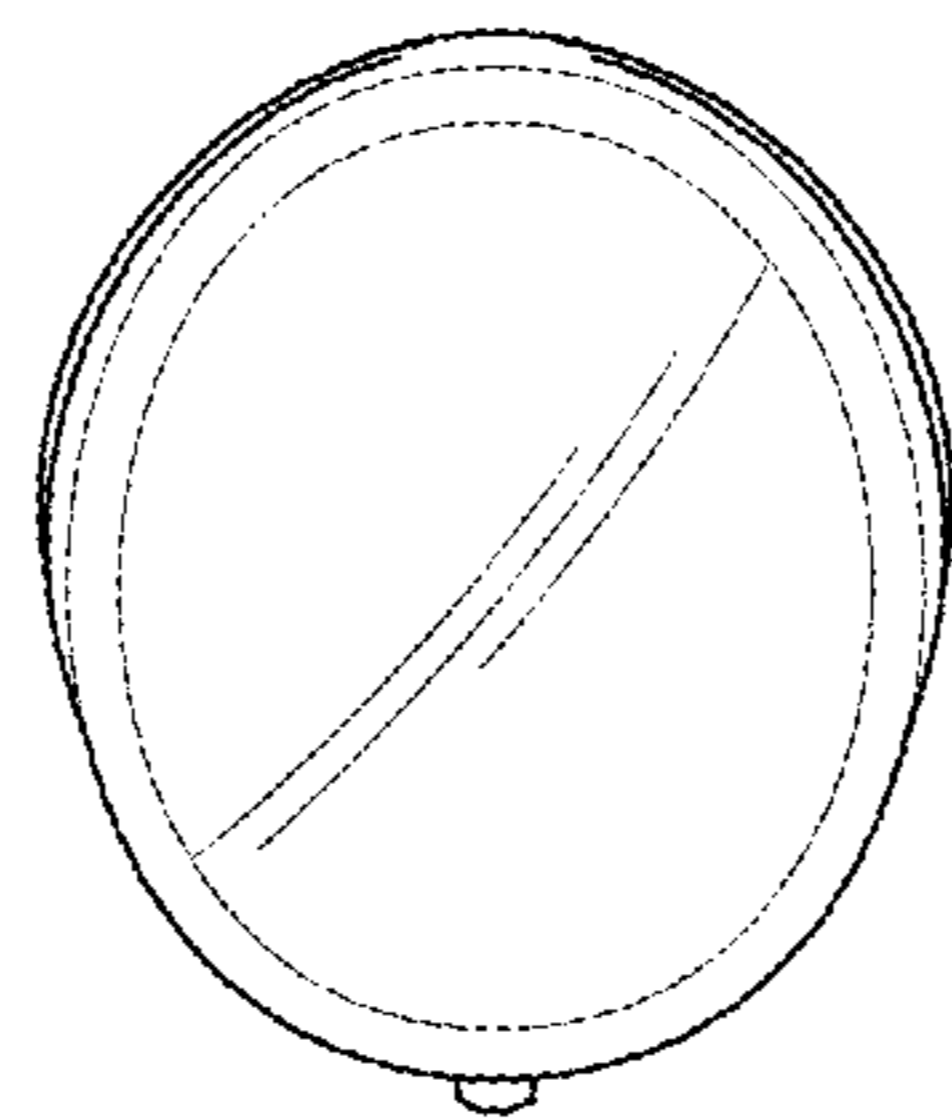


FIG. 4

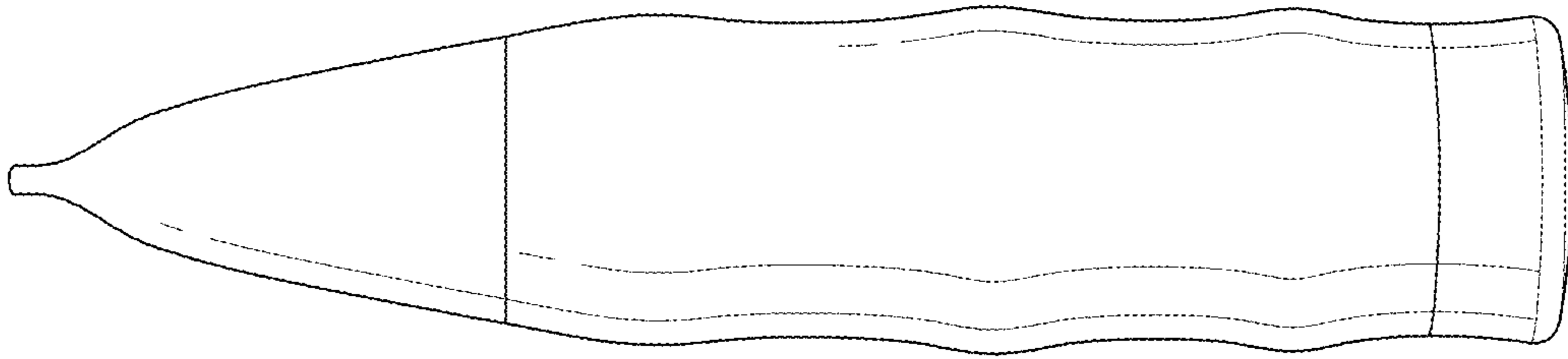


FIG. 5

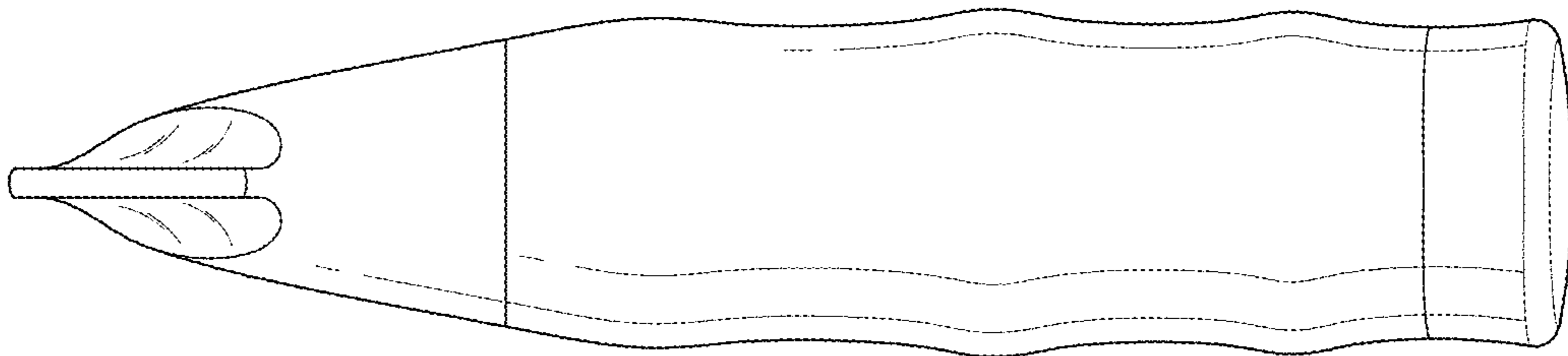


FIG. 6

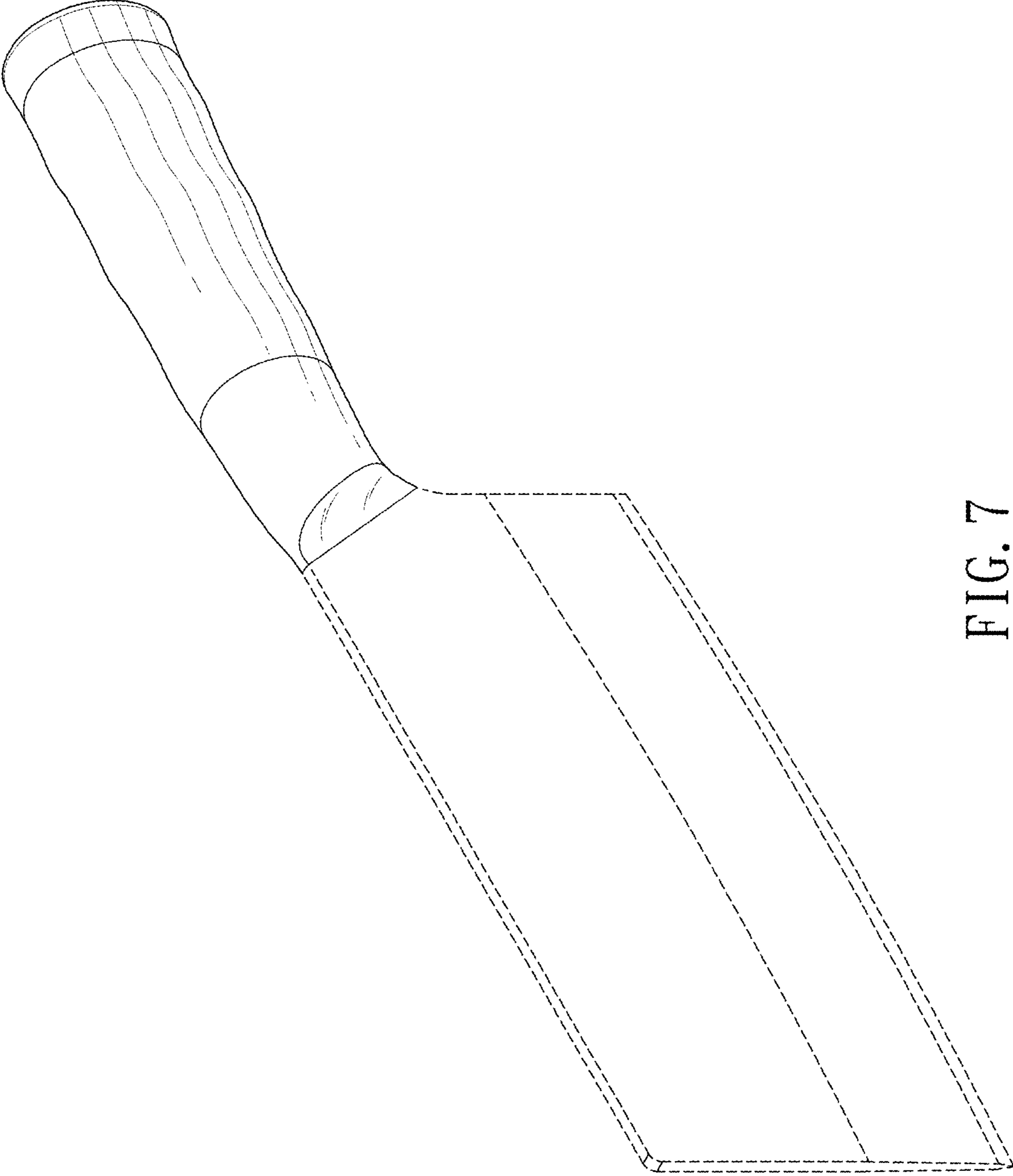


FIG. 7