



US00D874865S

(12) **United States Design Patent**
Lim et al.

(10) **Patent No.:** **US D874,865 S**

(45) **Date of Patent:** **** Feb. 11, 2020**

(54) **BUILT-IN GAS RANGETOP**

(71) Applicant: **LG ELECTRONICS INC.**, Seoul (KR)

(72) Inventors: **Jaemyung Lim**, Seoul (KR); **Inhwan Ryu**, Seoul (KR); **Yoonji Lee**, Seoul (KR); **Hanjin Jung**, Seoul (KR); **Sangwoog Cho**, Seoul (KR)

(73) Assignee: **LG ELECTRONICS INC.**, Seoul (KR)

(**) Term: **15 Years**

(21) Appl. No.: **35/505,350**

(22) Filed: **Jan. 19, 2018**

(80) **Hague Agreement Data**

Int. Filing Date: **Jan. 19, 2018**
Int. Reg. No.: **DM/100961**
Int. Reg. Date: **Jan. 19, 2018**
Int. Reg. Pub. Date: **Jul. 20, 2018**

(30) **Foreign Application Priority Data**

Jul. 21, 2017 (KR) 30-2017-0033806

(51) **LOC (12) Cl.** **07-02**

(52) **U.S. Cl.**
USPC **D7/346**

(58) **Field of Classification Search**
USPC D7/323, 337, 339, 340, 346, 402, 405, D7/409, 387

CPC F24C 3/082; F24C 3/085; F24C 3/122; F24C 3/124; F24C 15/108; F24C 7/086
See application file for complete search history.

(56) **References Cited**

U.S. PATENT DOCUMENTS

D461,090 S * 8/2002 Rummel D7/346
D495,924 S * 9/2004 Becker F24C 15/107
D7/346

D578,349 S * 10/2008 Rieser D7/402
D580,224 S * 11/2008 Geiger D7/408
D580,225 S * 11/2008 Geiger D7/408
D585,241 S * 1/2009 Geiger D7/408
D589,740 S * 4/2009 Strayle D7/346
D821,802 S * 7/2018 Jeon D7/346

* cited by examiner

Primary Examiner — Michael A. Pratt

(74) *Attorney, Agent, or Firm* — Birch, Stewart, Kolasch & Birch, LLP

(57) **CLAIM**

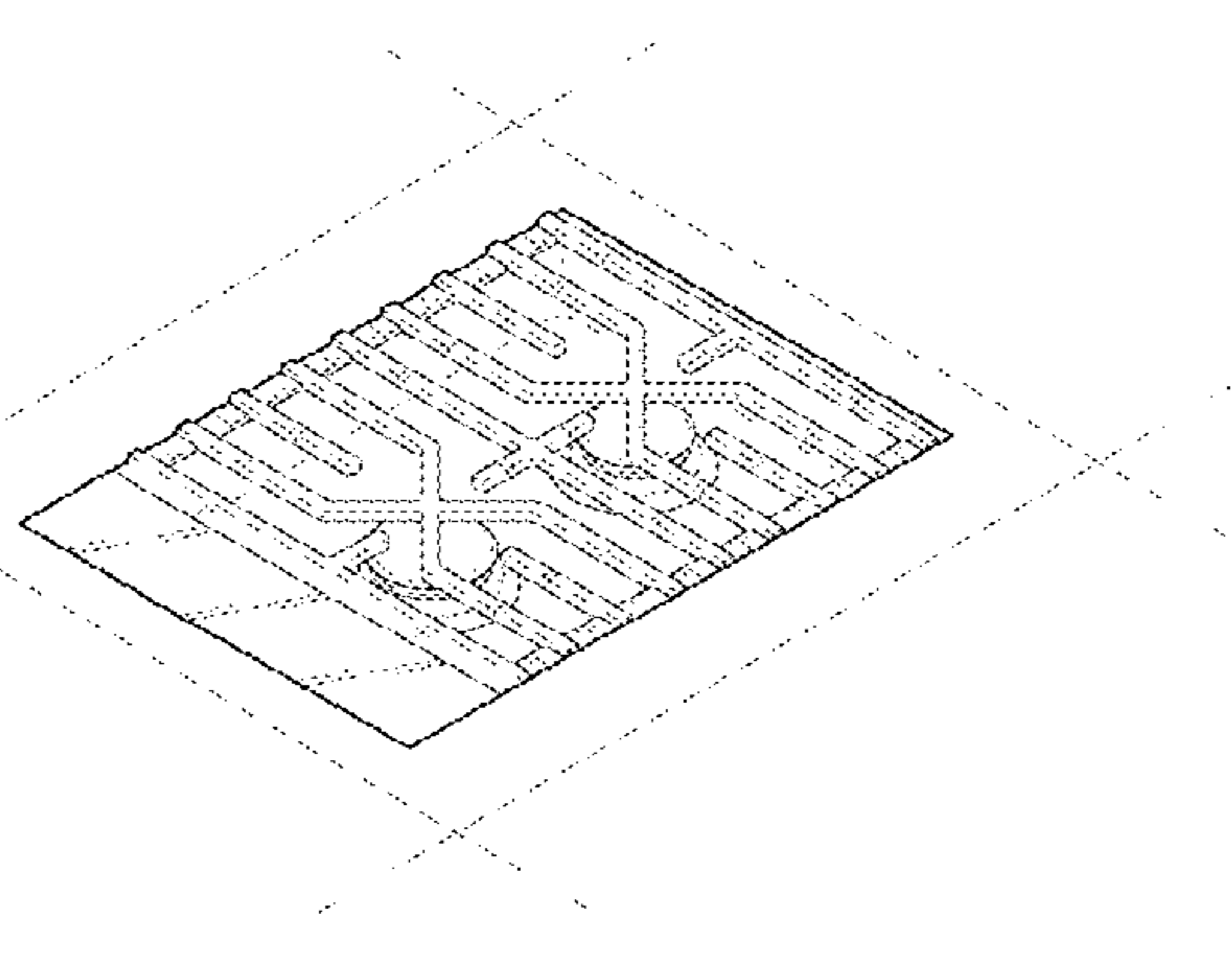
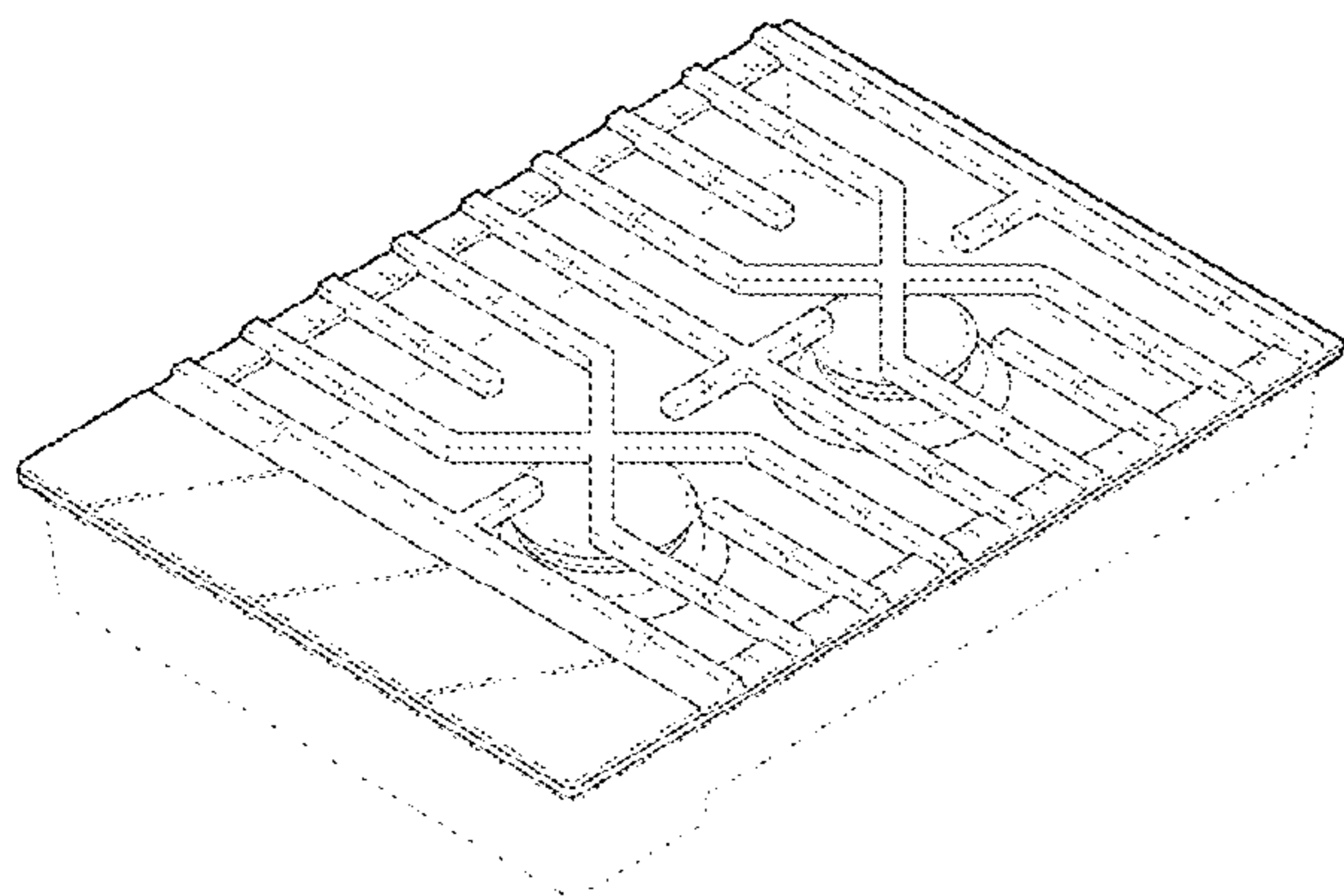
The ornamental design for a built-in gas rangetop, as shown and described.

DESCRIPTION

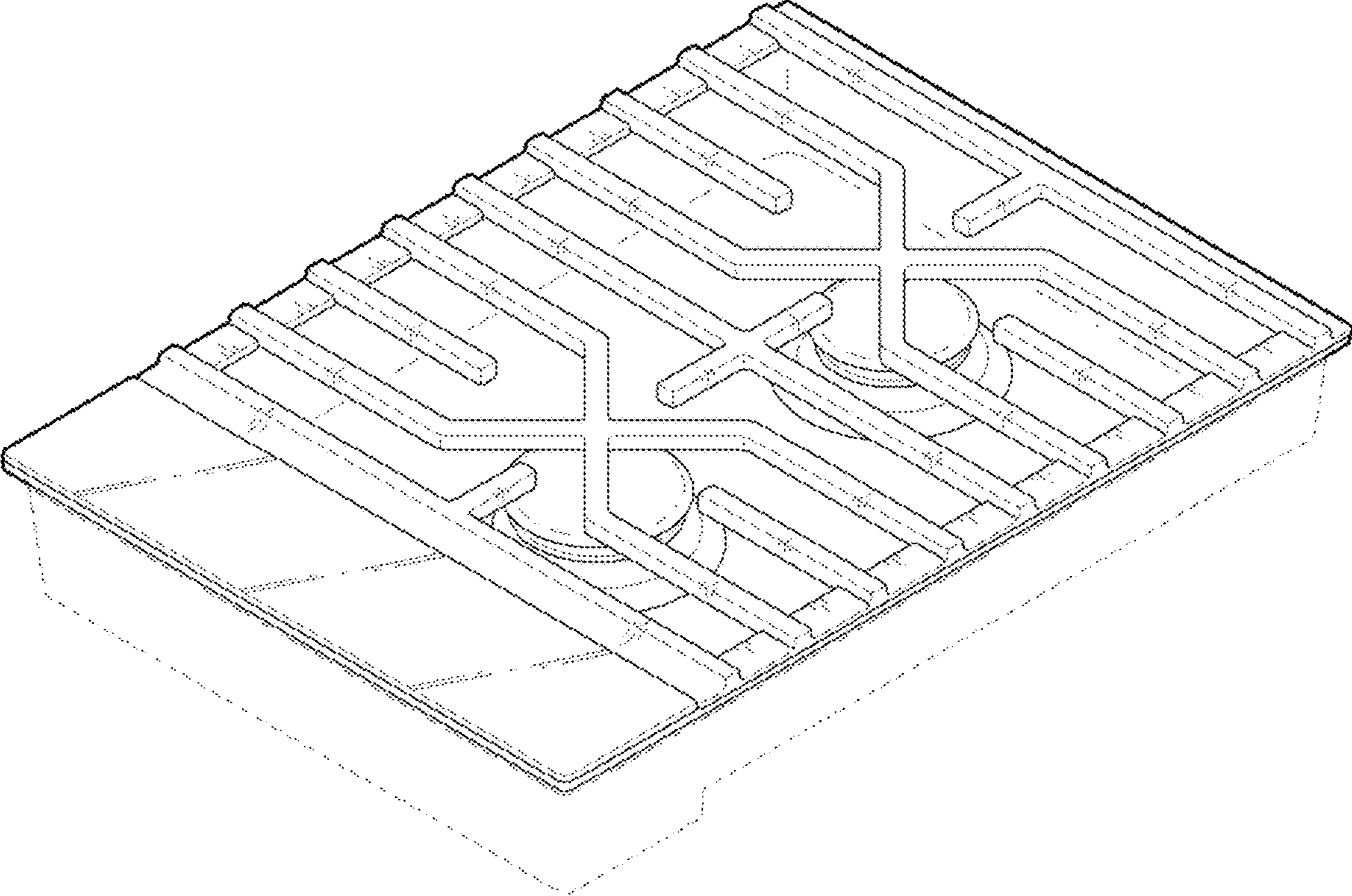
- 1. Built-in gas rangetop
- 1.1 : Perspective
- 1.2 : Front
- 1.3 : Back
- 1.4 : Left
- 1.5 : Top
- 1.6 : Bottom
- 1.7 : Reference view

The broken lines depict portions of the built-in gas rangetop that form no part of the claimed design; the dash-dot broken lines define the boundary of the claimed design and form no part thereof; reproduction 1.1 is a front perspective view of the built-in gas rangetop; reproduction 1.2 is a front view thereof; reproduction 1.3 is a back view thereof; reproduction 1.4 is a left view thereof where the right view is a mirror image; reproduction 1.5 is a top view thereof; reproduction 1.6 is a bottom view thereof; and reproduction 1.7 is a reference view in which the claimed design is shown in its environment, the environment not forming a part of the claimed design.

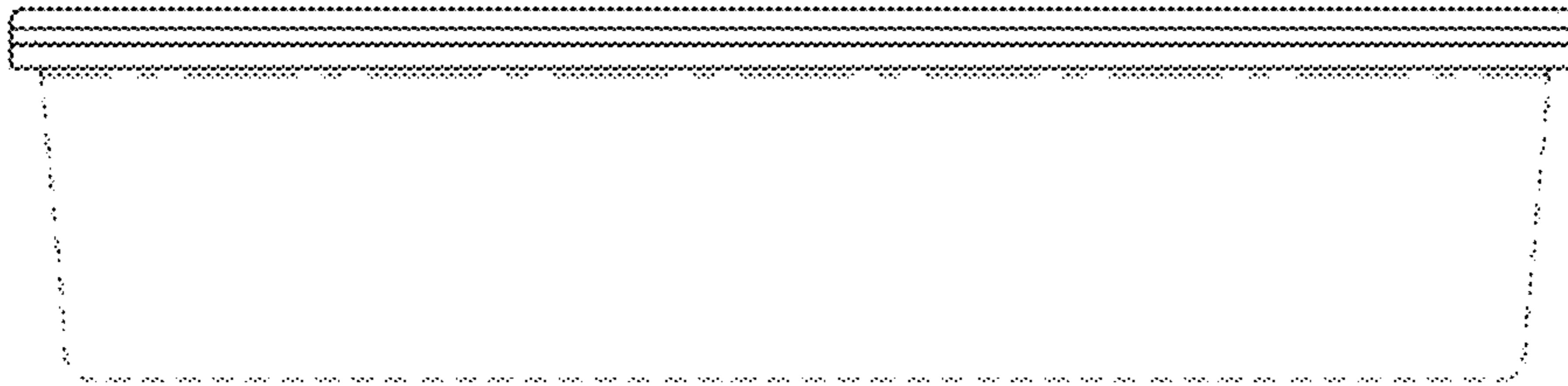
1 Claim, 7 Drawing Sheets




1.1



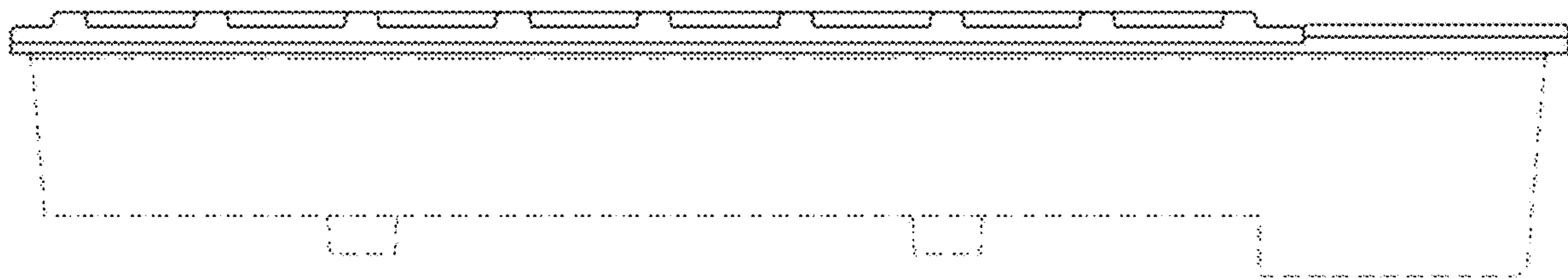
1.2




1.3




1.4



1.5



1.6



1.7

