



US00D874852S

(12) **United States Design Patent**
Zuo

(10) **Patent No.:** **US D874,852 S**

(45) **Date of Patent:** **** Feb. 11, 2020**

- (54) **INFLATABLE SOFA**
- (71) Applicant: **Jianjun Zuo**, Changning (CN)
- (72) Inventor: **Jianjun Zuo**, Changning (CN)
- (73) Assignee: **Shenzhen Dasiney Sleep Technology Co Ltd**, Shenzhen (CN)
- (**) Term: **15 Years**

D804,208 S	*	12/2017	Lam	D6/361
D808,186 S	*	1/2018	Oomen	D6/361
D809,311 S	*	2/2018	Cai	D6/361
D809,312 S	*	2/2018	Cai	D6/361
D819,993 S	*	6/2018	Yang	D6/361
D819,994 S	*	6/2018	Yang	D6/361
D829,459 S	*	10/2018	Schnermann	D6/361
D829,460 S	*	10/2018	Schnermann	D6/361
D831,369 S	*	10/2018	Zhu	D6/377
D833,162 S	*	11/2018	Schnermann	D6/361
D837,552 S	*	1/2019	Schnermann	D6/361

- (21) Appl. No.: **29/598,784**
- (22) Filed: **Mar. 29, 2017**
- (51) **LOC (12) Cl.** **06-09**
- (52) **U.S. Cl.**
USPC **D6/604; D6/361**
- (58) **Field of Classification Search**
USPC D6/333, 349, 355, 375, 388, 512, 563,
D6/564, 595, 596, 601, 602, 603, 604,
D6/605, 606, 607, 608, 707, 715, 716,
D6/716.1; 5/636, 490, 491, 495;
D24/183-184
CPC A47C 17/021; A47C 17/13; A47C 17/132;
A47C 17/136; A47C 17/1655; A47C
17/207; A47G 9/10; A47G 9/1027; A47G
9/1081; A47G 9/1036; A47G 9/1063;
A47G 2009/1018
See application file for complete search history.

OTHER PUBLICATIONS

Juvalé Inflatable outdoor Lounger, reviewed Apr. 24, 2019, [online], [site visited Aug. 2, 2019]. Available from Internet, URL: https://www.amazon.com/Juvalé-Inflatable-Outdoor-Lounger-Hammock/dp/B01MU27MB1/ref=sr_1_4?crd=1MSV2ZNIVIQH6&keywords=inflatable+lounger+with+shade&qid=1564889293&s=sporting-goods (Year: 2019).*

* cited by examiner

Primary Examiner — Michelle E. Wilson
Assistant Examiner — Sanjeev Paul

(57) **CLAIM**

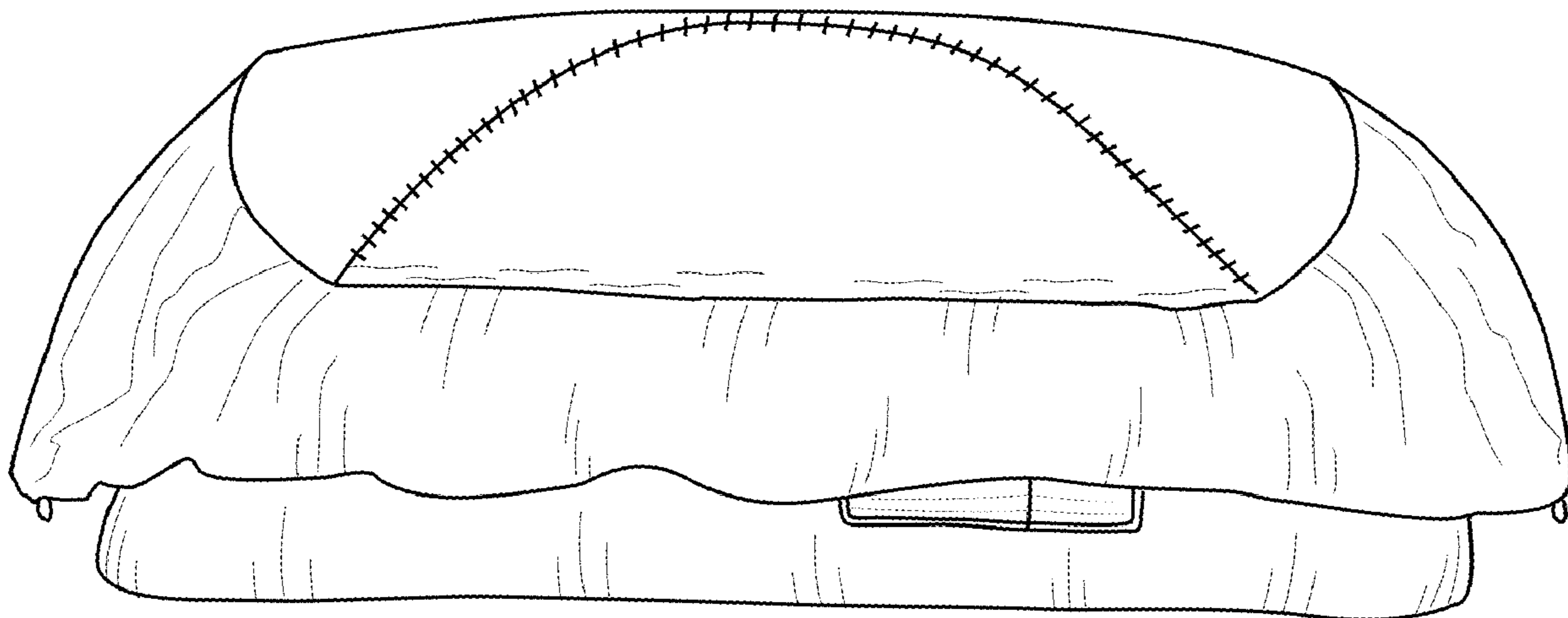
The ornamental design for an inflatable sofa, as shown and described.

DESCRIPTION

FIG. 1 is a front elevational view of an inflatable sofa showing my new design;
FIG. 2 is a left side elevational view thereof;
FIG. 3 is a bottom plan view thereof;
FIG. 4 is a front perspective view thereof;
FIG. 5 is a front perspective view without top cover thereof; and,
FIG. 6 is a front perspective view without top cover and installed with handles.

1 Claim, 6 Drawing Sheets

- (56) **References Cited**
U.S. PATENT DOCUMENTS
D226,153 S * 1/1973 Boak D6/361
4,011,611 A * 3/1977 Lederman A47C 3/16
5,033,742 A * 7/1991 Johnson A47C 15/006
441/130
D764,823 S * 8/2016 Oomen D6/361
D775,479 S * 1/2017 Oomen D6/361
D777,461 S * 1/2017 Hashemi D6/361
D783,300 S * 4/2017 Pinholster, Jr. D6/361



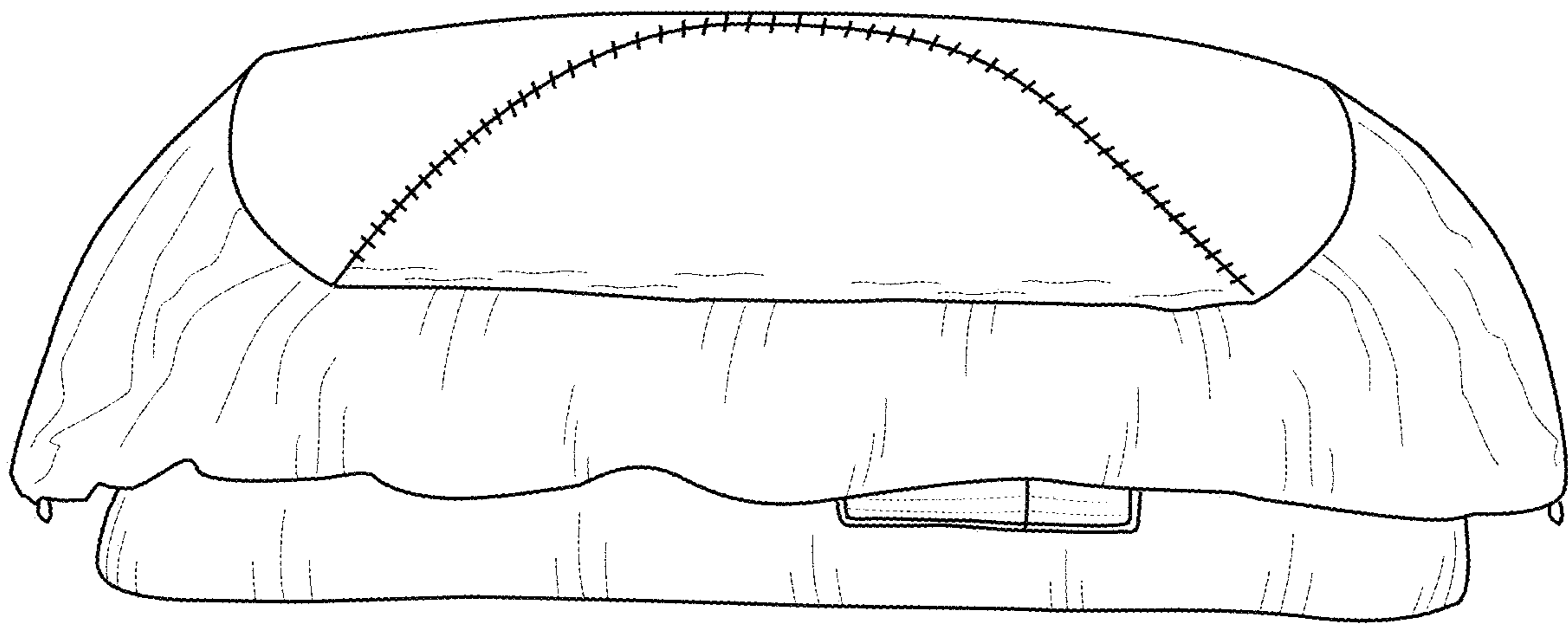


FIG.1

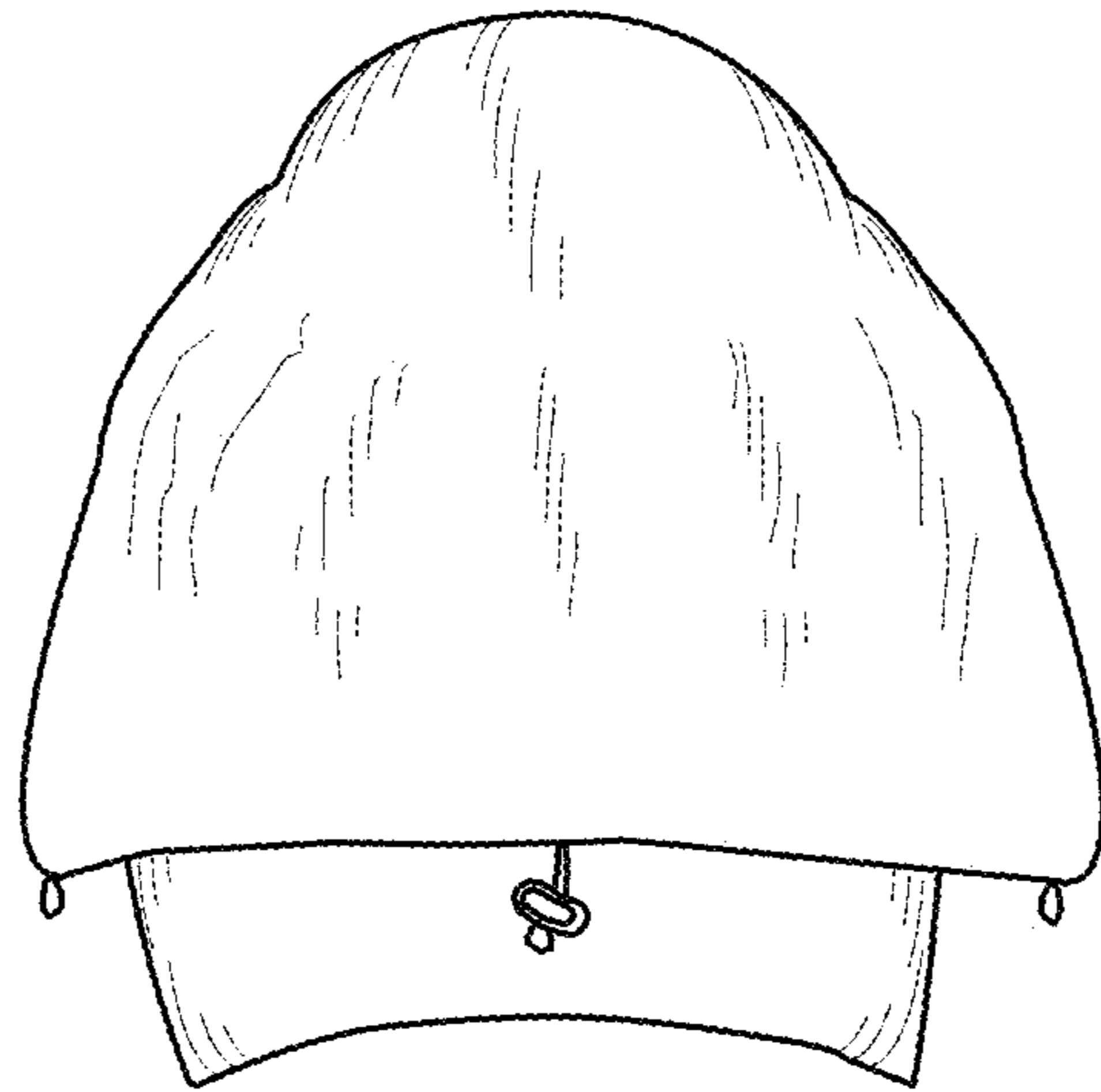


FIG.2

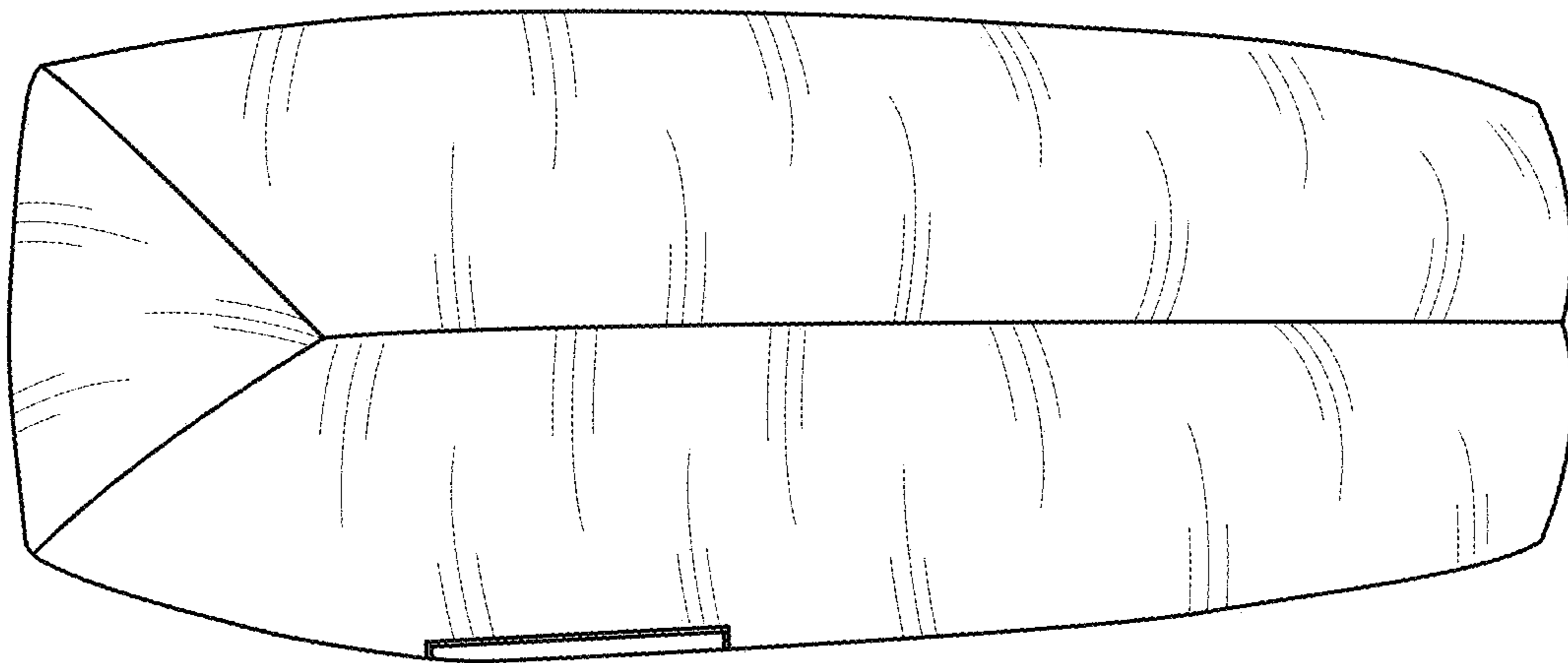


FIG.3

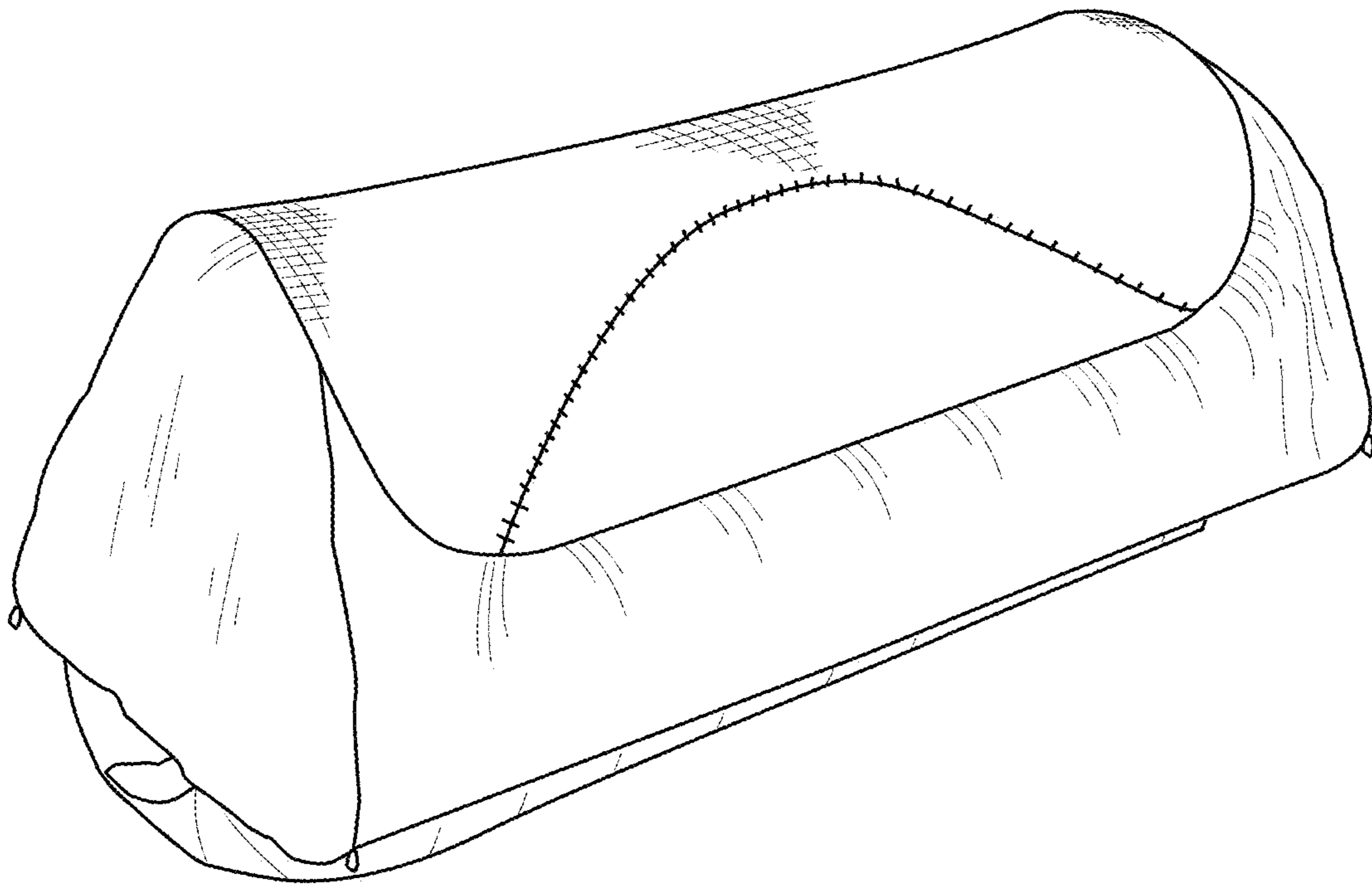


FIG.4

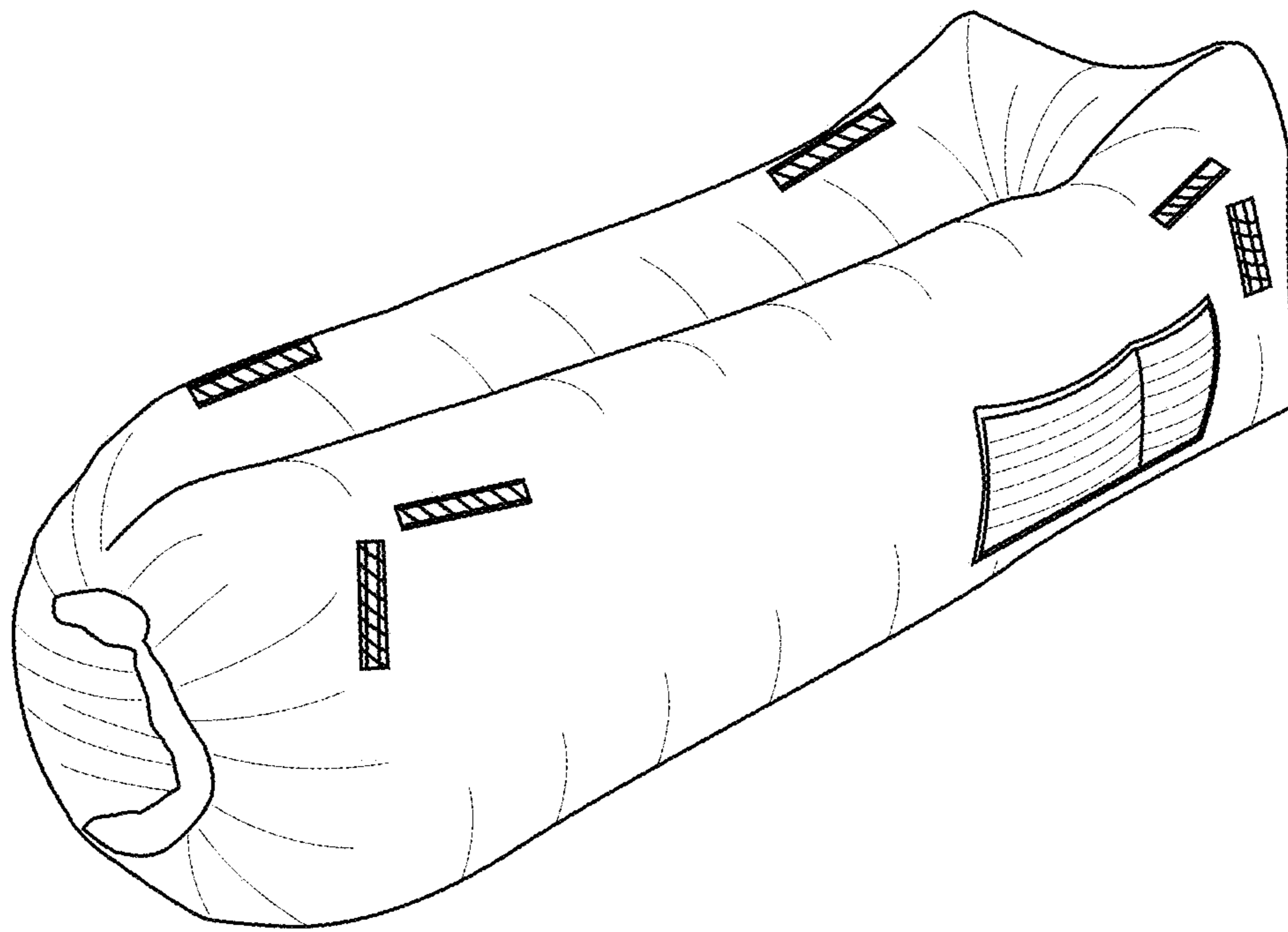


FIG.5

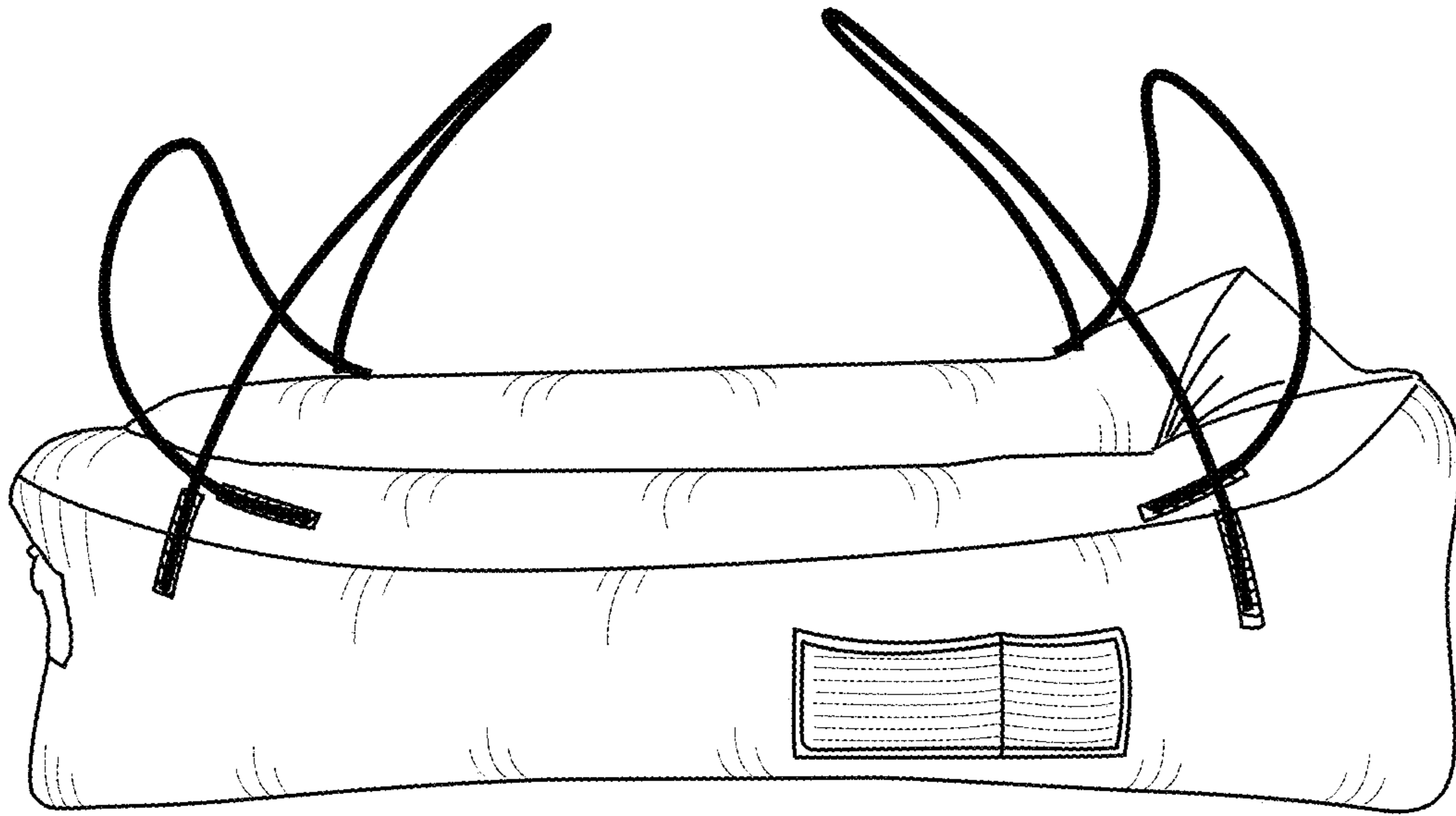


FIG.6