



US00D874851S

(12) **United States Design Patent**
Mittelstadt

(10) **Patent No.:** **US D874,851 S**

(45) **Date of Patent:** **** Feb. 11, 2020**

(54) **HEADREST PILLOW**

FOREIGN PATENT DOCUMENTS

(71) Applicant: **John Mittelstadt**, Mill Valley, CA (US)

AU 7646691 A 11/1991
AU 2003201842 A1 10/2003

(72) Inventor: **John Mittelstadt**, Mill Valley, CA (US)

(Continued)

(**) Term: **15 Years**

Primary Examiner — Michelle E. Wilson

Assistant Examiner — Clese Moore, Jr.

(21) Appl. No.: **29/664,596**

(74) *Attorney, Agent, or Firm* — Mintz Levin Cohn Ferris
Glovsky and Popeo, P.C.

(22) Filed: **Sep. 26, 2018**

Related U.S. Application Data

(63) Continuation of application No. 29/587,471, filed on
Dec. 13, 2016, now Pat. No. Des. 833,774.

(51) **LOC (12) Cl.** **06-09**

(52) **U.S. Cl.**

USPC **D6/601**

(58) **Field of Classification Search**

USPC D6/601, 596, 716.5; D12/416

CPC A47C 7/383; A47C 7/386; A47C 7/38;

A47G 2009/1018; A47G 9/10

See application file for complete search history.

(56) **References Cited**

U.S. PATENT DOCUMENTS

4,345,347 A	8/1982	Kantor	
D277,630 S *	2/1985	Olson	D6/601
4,560,201 A	12/1985	Scott	
4,617,691 A	10/1986	Monti et al.	
4,753,478 A	6/1988	Weinreich	
4,796,315 A	1/1989	Crew	
D309,393 S	7/1990	Talaugon	
D358,957 S *	6/1995	Propp	D6/601
D390,405 S	2/1998	Jung	
D396,594 S	8/1998	Lefebvre	
5,974,607 A	11/1999	Smith	
6,017,094 A	1/2000	Syiek	
6,434,770 B2	8/2002	Matthews Brown	
D482,558 S *	11/2003	Kancilja	D6/601
6,748,615 B1	6/2004	Tiedemann	

(Continued)

(57) **CLAIM**

The ornamental design for headrest pillow, as shown and described.

DESCRIPTION

FIG. 1 is a perspective view of headrest pillow showing my design;

FIG. 2 is a front elevation view thereof;

FIG. 3 is a right side elevation view thereof, the left side elevation view being a mirror image;

FIG. 4 is a top plan view thereof;

FIG. 5 is a bottom plan view thereof;

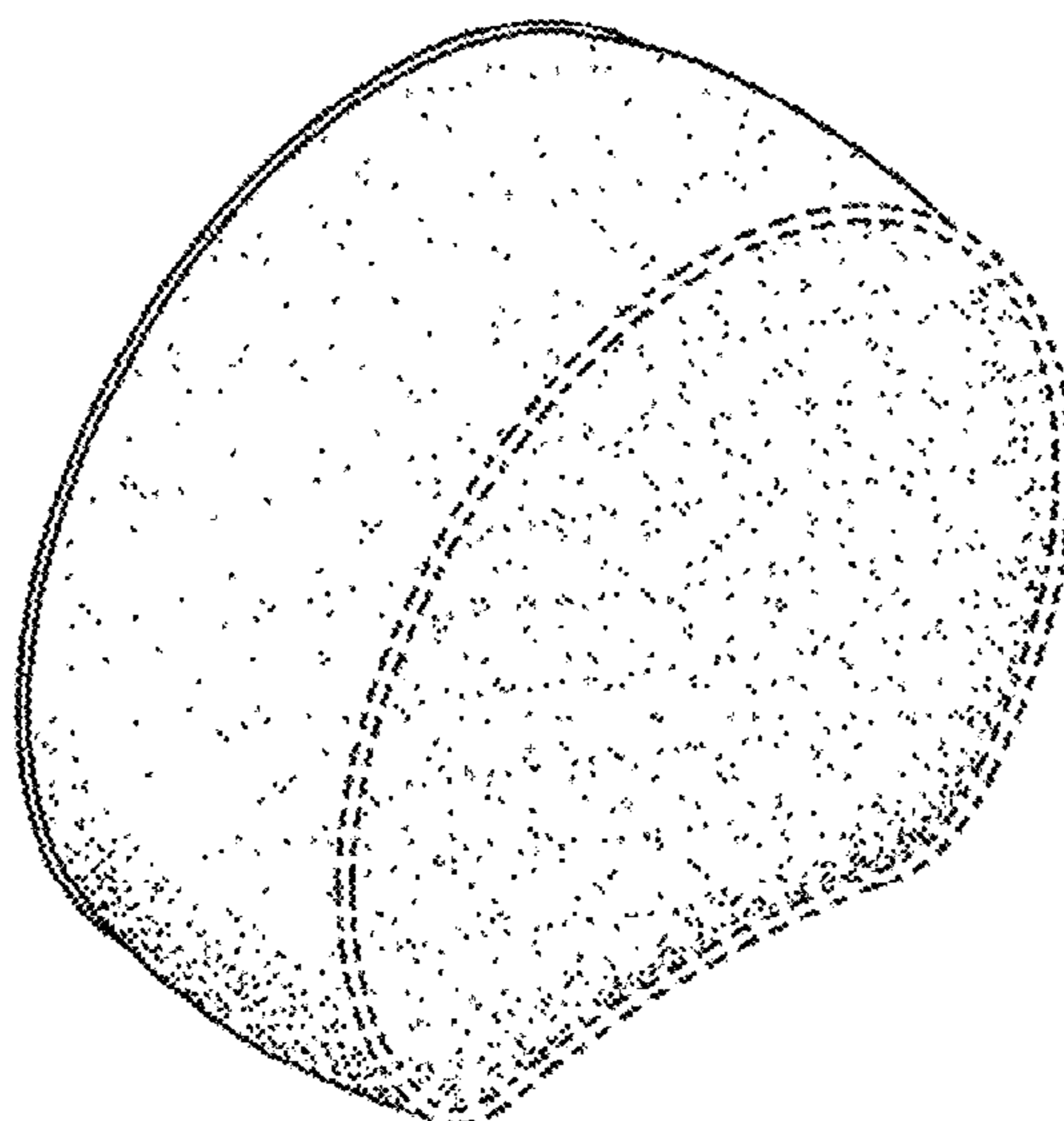
FIG. 6 is a front elevation view of a second embodiment thereof;

FIG. 7 is a perspective view of headrest pillow positioned next to a seated user's head with a strap connected thereto and extending rearwardly and in engagement with a seat; and,

FIG. 8 is a perspective view of headrest pillow positioned next to the seated user's head with the strap connected thereto extending in front of the user's body.

The broken line shown in FIGS. 7 and 8 illustrate environment that forms no part of the claimed design. The remaining broken lines illustrate portions of the headrest pillow that form no part of the claimed design.

1 Claim, 5 Drawing Sheets



(56)

References Cited

U.S. PATENT DOCUMENTS

D492,874 S * 7/2004 Fux D6/601
 6,859,965 B1 3/2005 Gourd
 D503,580 S * 4/2005 Donoghue D6/601
 D507,920 S * 8/2005 Mack D6/601
 6,957,462 B1 10/2005 Wilcox
 6,973,691 B1 12/2005 Cordova et al.
 D534,389 S 1/2007 Chisholm et al.
 D542,071 S * 5/2007 Chan D6/601
 7,322,061 B2 1/2008 Carroll
 D595,526 S 7/2009 Mills et al.
 D597,364 S 8/2009 Lindgren
 D608,128 S 1/2010 Campbell
 D612,654 S * 3/2010 Eura D6/601
 D613,987 S * 4/2010 Heeter D6/601
 D614,901 S * 5/2010 Welch D6/601
 D615,794 S * 5/2010 Jorgensen D6/601
 7,722,122 B2 5/2010 Mittelstadt
 D618,947 S 7/2010 Kalatsky
 D628,845 S 12/2010 Guner et al.
 7,909,406 B2 3/2011 Samuelsen
 D637,439 S * 5/2011 Mettler D6/601
 D640,493 S 6/2011 Nishijima et al.
 D653,488 S * 2/2012 Thomason D6/601
 D686,025 S 7/2013 Blazure
 8,555,429 B2 10/2013 Leach
 D699,017 S 2/2014 Sunvold et al.
 8,708,416 B2 4/2014 Stronconi
 D704,963 S * 5/2014 McNeil D6/601
 D706,553 S * 6/2014 Webster D6/390
 D709,303 S * 7/2014 Velasco D6/601
 D714,574 S * 10/2014 Levy D6/601
 D733,462 S * 7/2015 Pellegrini D6/601
 D737,073 S * 8/2015 Hawkins D6/601
 D738,136 S * 9/2015 Goldblatt D6/601
 D738,645 S * 9/2015 Goetsch D6/601
 D746,080 S * 12/2015 Mittelstadt D6/601

D747,899 S * 1/2016 Klein D6/601
 D750,929 S * 3/2016 Line D6/716.5
 D752,902 S * 4/2016 Peraza D6/601
 D753,415 S * 4/2016 Atawane D6/601
 9,408,471 B2 8/2016 Higa
 D766,015 S * 9/2016 Walker A47C 7/383
 D768,410 S * 10/2016 Jennings D6/601
 D769,027 S * 10/2016 Wang D6/601
 D789,118 S 6/2017 Kim
 D804,849 S * 12/2017 Stern D6/596
 D804,852 S 12/2017 Glaze
 D815,859 S 4/2018 Jewell
 D833,774 S 11/2018 Mittelstadt
 2004/0026979 A1 2/2004 Haddon
 2005/0015881 A1 1/2005 Littlehorn
 2005/0173961 A1 8/2005 Morpew et al.
 2005/0173962 A1 8/2005 Stein et al.
 2006/0244299 A1 11/2006 Snedeker
 2006/0267392 A1 11/2006 Charnitski
 2010/0117435 A1 5/2010 Samuelsen
 2012/0313417 A1 12/2012 Hurwitz
 2013/0076003 A1 3/2013 Lanci et al.
 2013/0117939 A1 5/2013 Moss
 2013/0119716 A1 5/2013 Stronconi
 2013/0318722 A1 12/2013 Kim et al.
 2015/0257538 A1 9/2015 MacDougall et al.
 2016/0101716 A1 4/2016 Brecht et al.
 2017/0232874 A1 8/2017 Blankenship
 2018/0009346 A1 1/2018 Ugran
 2018/0160815 A1 6/2018 Mittelstadt

FOREIGN PATENT DOCUMENTS

AU 2013206536 A1 10/2013
 DE 202013012441 U1 11/2016
 KR 102005115660 A 12/2005
 WO WO-2009/009696 A1 1/2009

* cited by examiner

FIG. 1

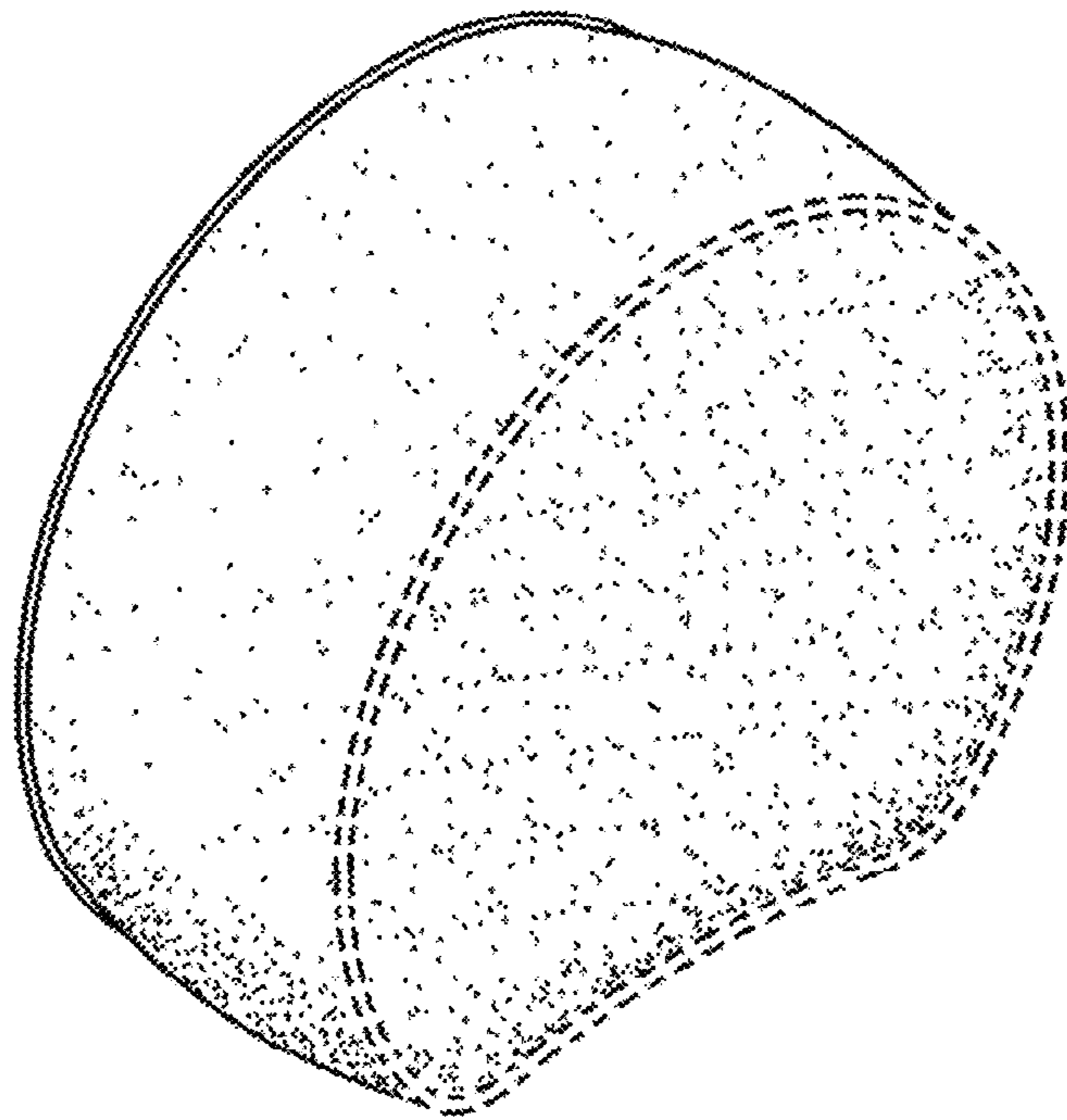


FIG. 2

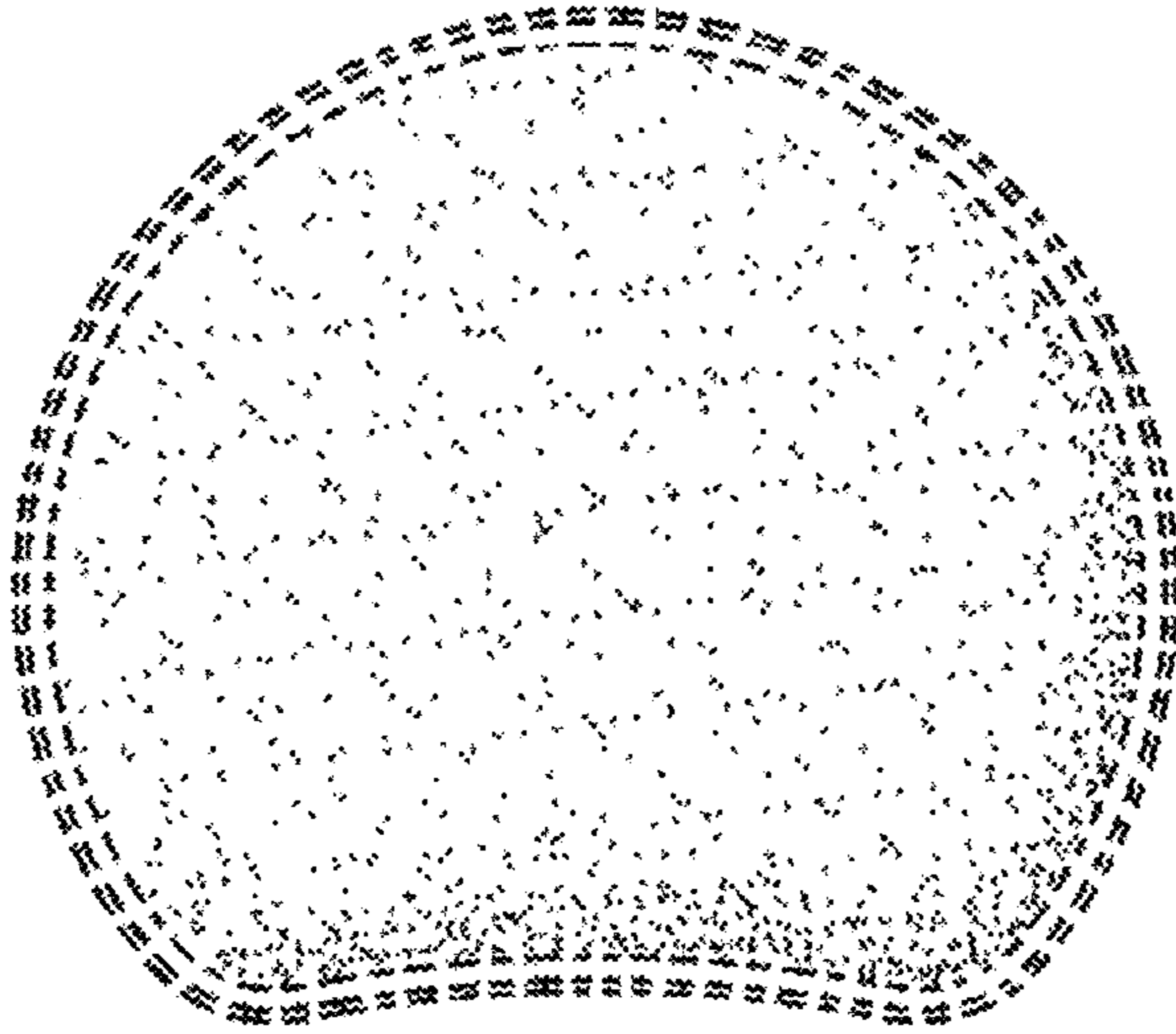


FIG. 3




FIG. 4

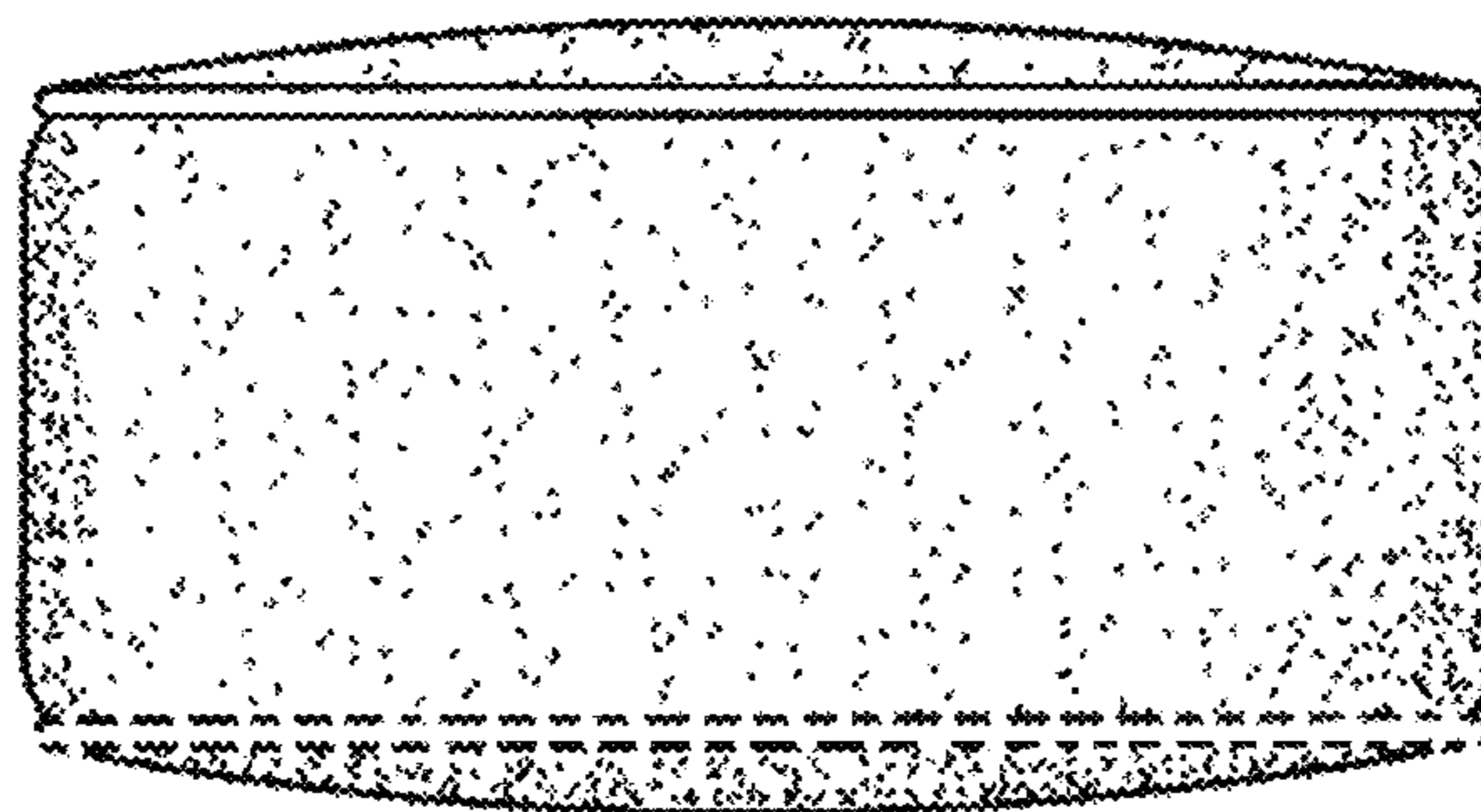


FIG. 5

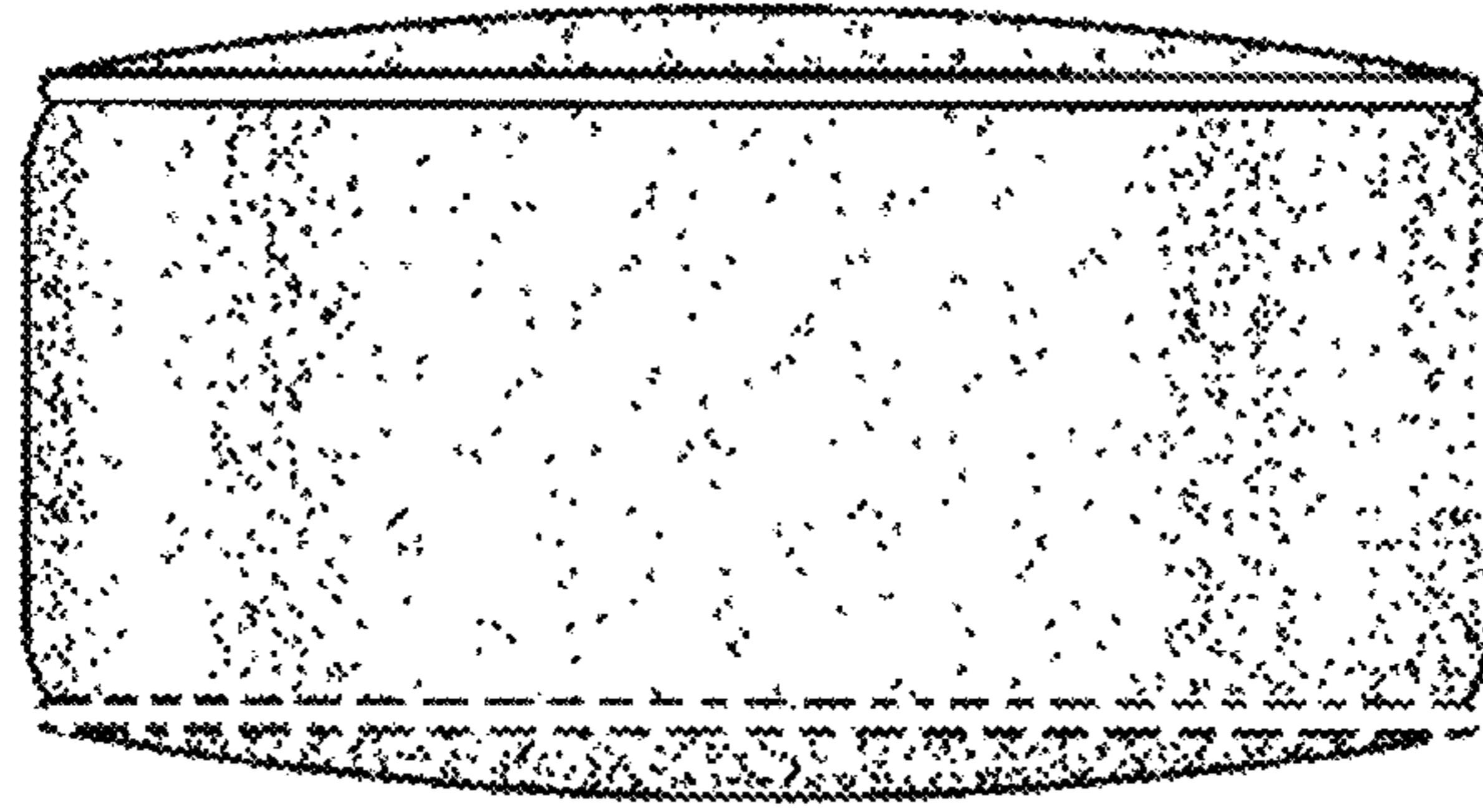


FIG. 6

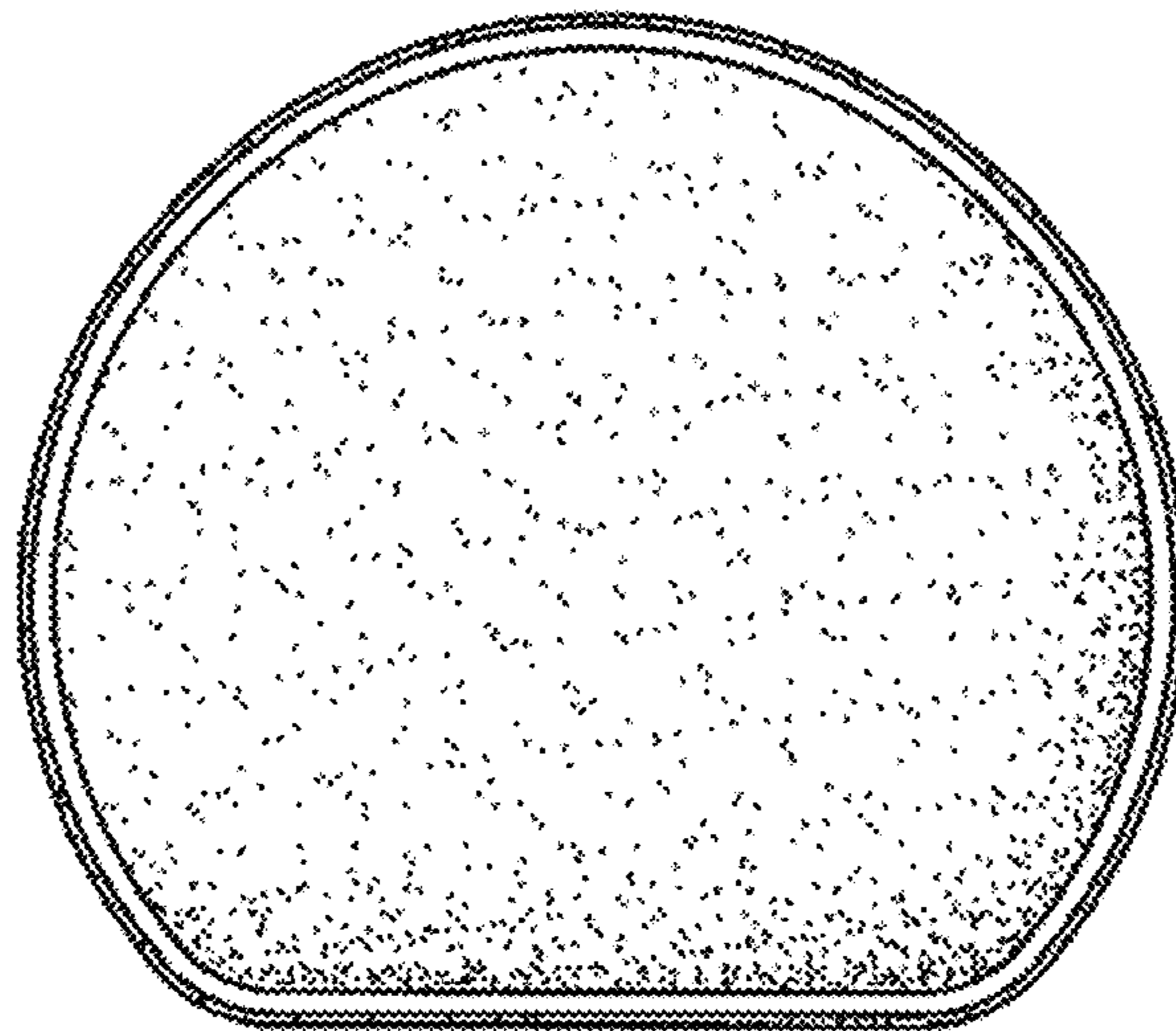


FIG. 7

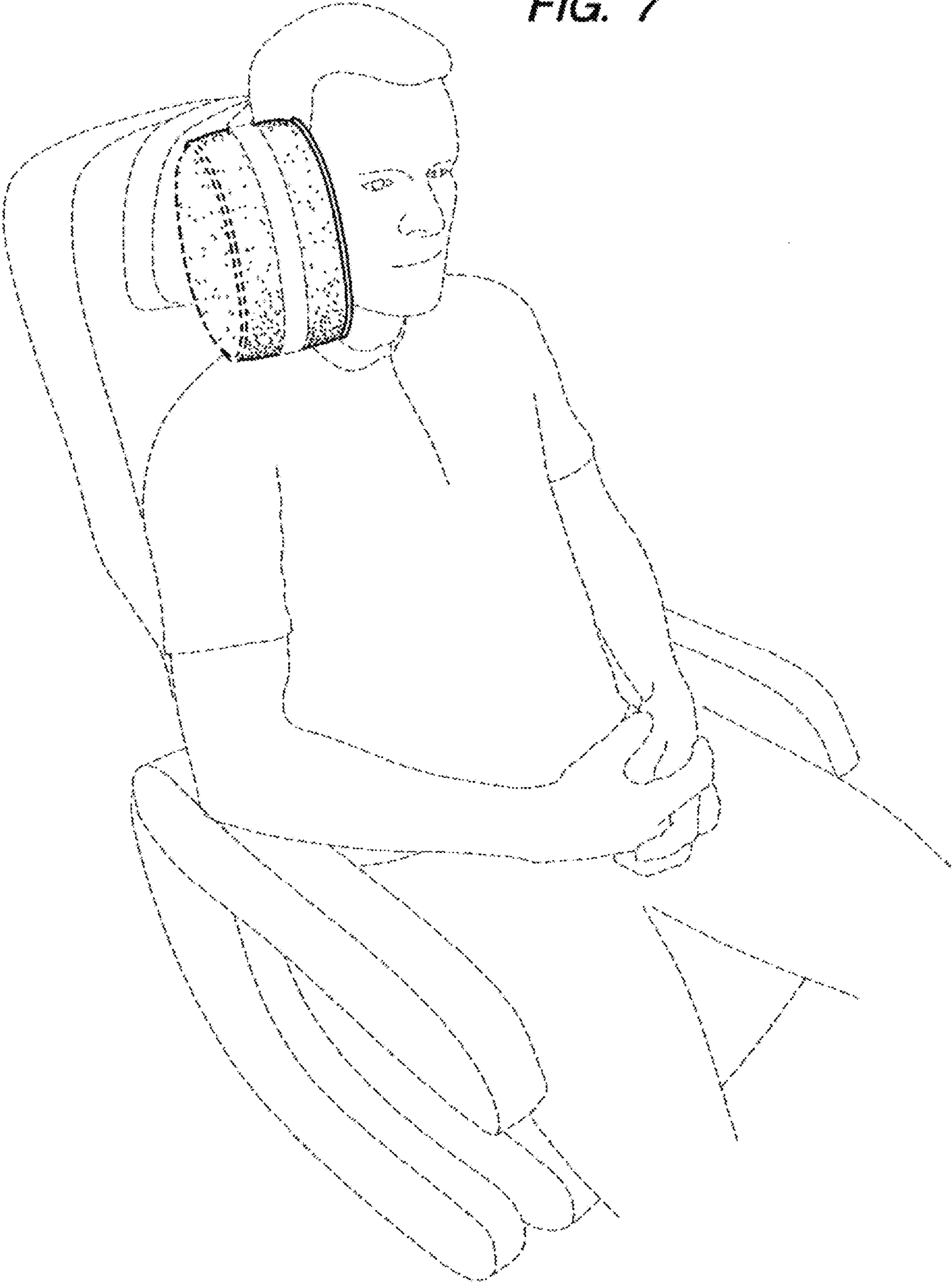


FIG. 8

