



US00D874845S

(12) **United States Design Patent**  
**Goodman et al.**

(10) **Patent No.:** **US D874,845 S**  
(45) **Date of Patent:** **\*\* Feb. 11, 2020**

(54) **DISH**

(71) Applicant: **Spectrum Diversified Designs, LLC**,  
Streetsboro, OH (US)

(72) Inventors: **Aaron Goodman**, Beachwood, OH  
(US); **Courtney Wilson**, Chardon, OH  
(US)

(73) Assignee: **Spectrum Diversified Designs, LLC**,  
Streetsboro, OH (US)

(\*\*) Term: **15 Years**

(21) Appl. No.: **29/622,965**

(22) Filed: **Oct. 20, 2017**

(51) **LOC (12) Cl.** ..... **06-04**

(52) **U.S. Cl.**  
USPC ..... **D6/536**

(58) **Field of Classification Search**  
USPC ..... D6/536, 527, 531, 534, 535, 537-540;  
D28/73, 76; 4/628, 654, 656; 206/77.1,  
206/557; 211/85.12, 88.01, 134;  
248/309.1, 311.2; D32/55  
CPC ... A47K 5/02; A47K 1/08; A47K 5/00; A61Q  
19/00; B65D 83/00  
See application file for complete search history.

(56) **References Cited**

**U.S. PATENT DOCUMENTS**

D380,636 S \* 7/1997 Goodman ..... D6/536  
D397,267 S \* 8/1998 Scott ..... D6/536

D750,337 S \* 2/2016 Duvigneau ..... D32/55  
D824,692 S \* 8/2018 Kwiatkowski ..... D6/536  
2015/0257611 A1\* 9/2015 Huang ..... B65D 25/108  
206/77.1

**OTHER PUBLICATIONS**

Yamazaki Home Flow Silicone Soap Tray,web page, [https://www.amazon.com/YAMAZAKI-home-Flow-Silicone-White/dp/B00AYP7PEU/ref=sr\\_1\\_1?s=home-garden&ie=UTF8&qid=1505875334&sr=1-1&keywords=yamazaki+soap](https://www.amazon.com/YAMAZAKI-home-Flow-Silicone-White/dp/B00AYP7PEU/ref=sr_1_1?s=home-garden&ie=UTF8&qid=1505875334&sr=1-1&keywords=yamazaki+soap), Date:Sep. 19, 2017,pp. 1-7.

\* cited by examiner

*Primary Examiner* — Wan Laymon

*Assistant Examiner* — Mark Booker

(74) *Attorney, Agent, or Firm* — Tucker Ellis LLP

(57) **CLAIM**

The ornamental design for a dish, as shown and described.

**DESCRIPTION**

FIG. 1 is a perspective view of a dish showing our new design.

FIG. 2 is a front view thereof; a rear view being the same.

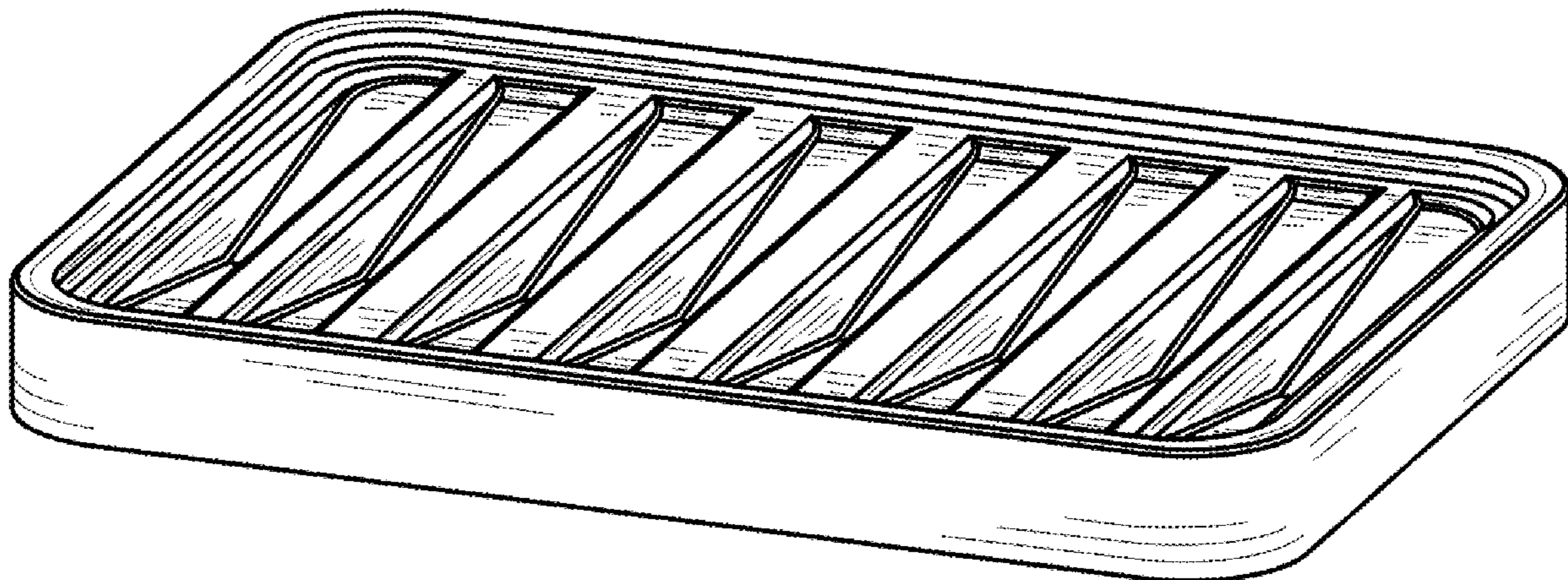
FIG. 3 is a top view thereof.

FIG. 4 is a bottom view thereof; and,

FIG. 5 is a left side view thereof; a right side view being the same.

The broken lines shown in the figures represent portions of the dish that form no part of the claimed design.

**1 Claim, 4 Drawing Sheets**



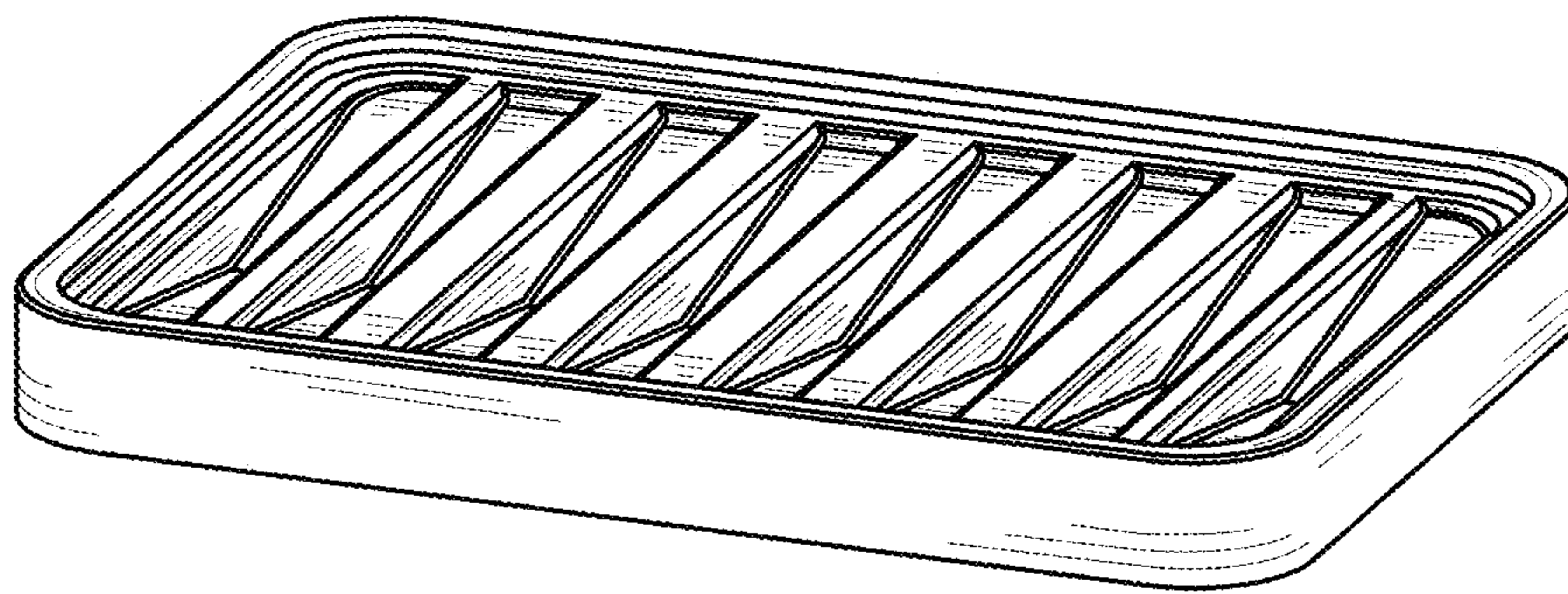


FIG. 1



FIG. 2

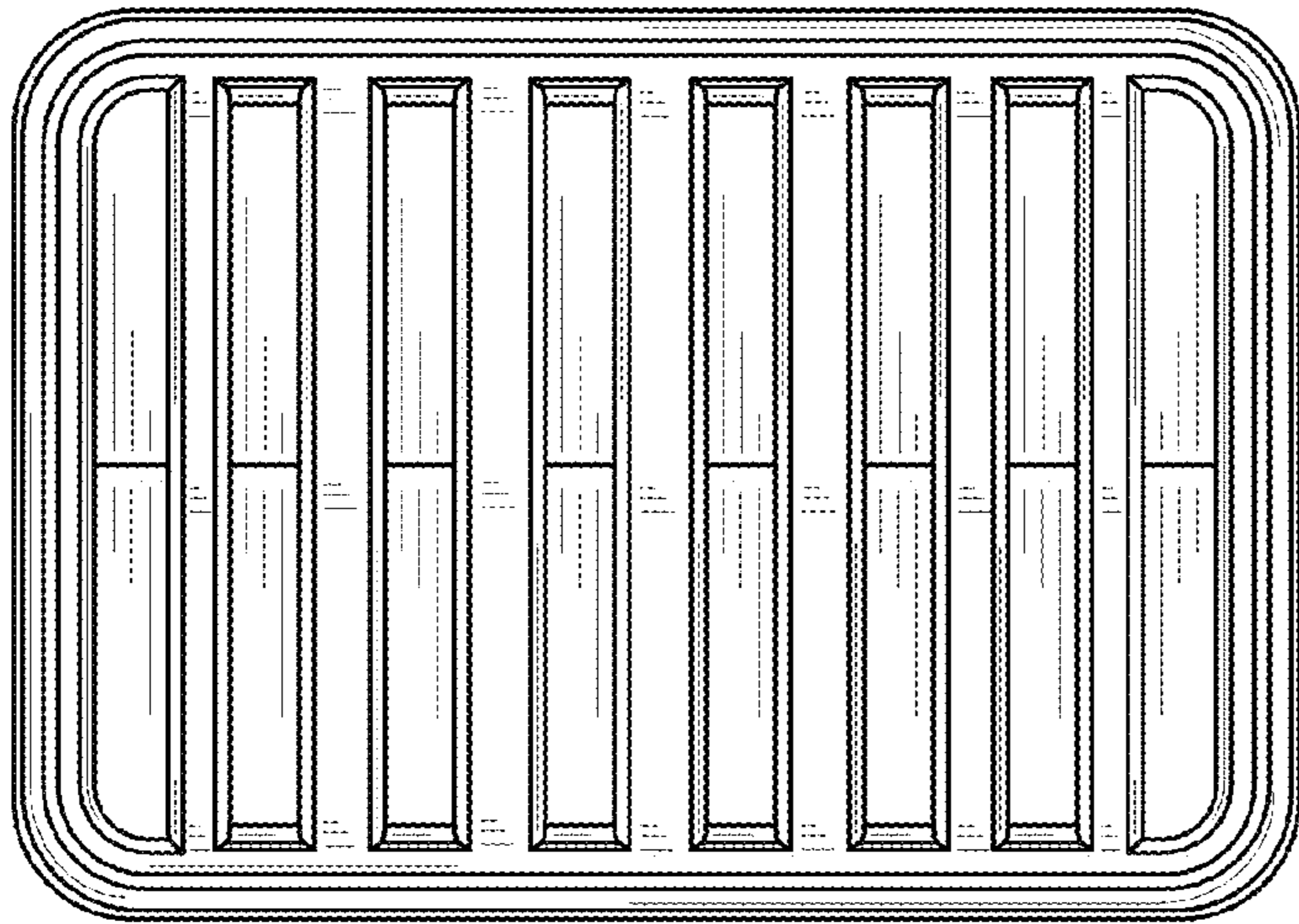


FIG. 3




FIG. 4



FIG. 5