



US00D874827S

(12) **United States Design Patent**
Li

(10) **Patent No.:** **US D874,827 S**

(45) **Date of Patent:** **** Feb. 11, 2020**

(54) **UNDER SEAT STORAGE BOX FOR VEHICLES**

(71) Applicant: **M2 Distribution Ltd.**, Port Coquitlam (CA)

(72) Inventor: **Ming Li**, Coquitlam (CA)

(73) Assignee: **M2 Distribution Ltd.**, Port Coquitlam (CA)

(**) Term: **15 Years**

(21) Appl. No.: **29/667,467**

(22) Filed: **Oct. 22, 2018**

(51) **LOC (12) Cl.** **03-01**

(52) **U.S. Cl.**
USPC **D3/313**

(58) **Field of Classification Search**
USPC D3/303–305, 307–309, 313; D9/424, D9/426, 432
CPC . B65D 1/00; B65D 1/22; B65D 11/20; B65D 21/00; B65D 85/30
See application file for complete search history.

(56) **References Cited**

U.S. PATENT DOCUMENTS

D342,364	S	*	12/1993	Hobson	D3/313
D347,419	S	*	5/1994	Jackson	D12/414.1
D365,730	S	*	1/1996	Brightbill	D3/313
D368,584	S	*	4/1996	Stommel, Jr.	D3/313
5,902,009	A		5/1999	Singh et al.		
D428,701	S		8/2000	Lamo, Jr.		
6,386,612	B2		5/2002	Hofmann et al.		
D466,074	S	*	11/2002	Hoy	D12/426
D493,995	S	*	8/2004	Chen	D6/553
D496,179	S	*	9/2004	Sjoberg	D6/675
6,824,029	B2		11/2004	Tuel, Jr. et al.		
7,104,593	B2	*	9/2006	Hungerford	B62D 33/0612 296/190.02

D547,973	S	*	8/2007	Brown	D3/313
7,300,088	B1		11/2007	Catenacci et al.		
D558,641	S	*	1/2008	Hanson, Jr.	D12/16
D715,550	S	*	10/2014	Williams	D3/308
D729,549	S	*	5/2015	Williams	D6/675
D737,681	S	*	9/2015	Martinson	D9/456
D747,102	S	*	1/2016	Kraemer	D3/307
9,481,310	B2		11/2016	Chawlk et al.		
9,487,149	B2		11/2016	Shimada et al.		
D832,115	S	*	10/2018	Fitchett	D9/711

* cited by examiner

Primary Examiner — Kelley A Donnelly

(74) *Attorney, Agent, or Firm* — Eric J. Sosenko;
Jonathan P. O'Brien; Honigman LLP

(57) **CLAIM**

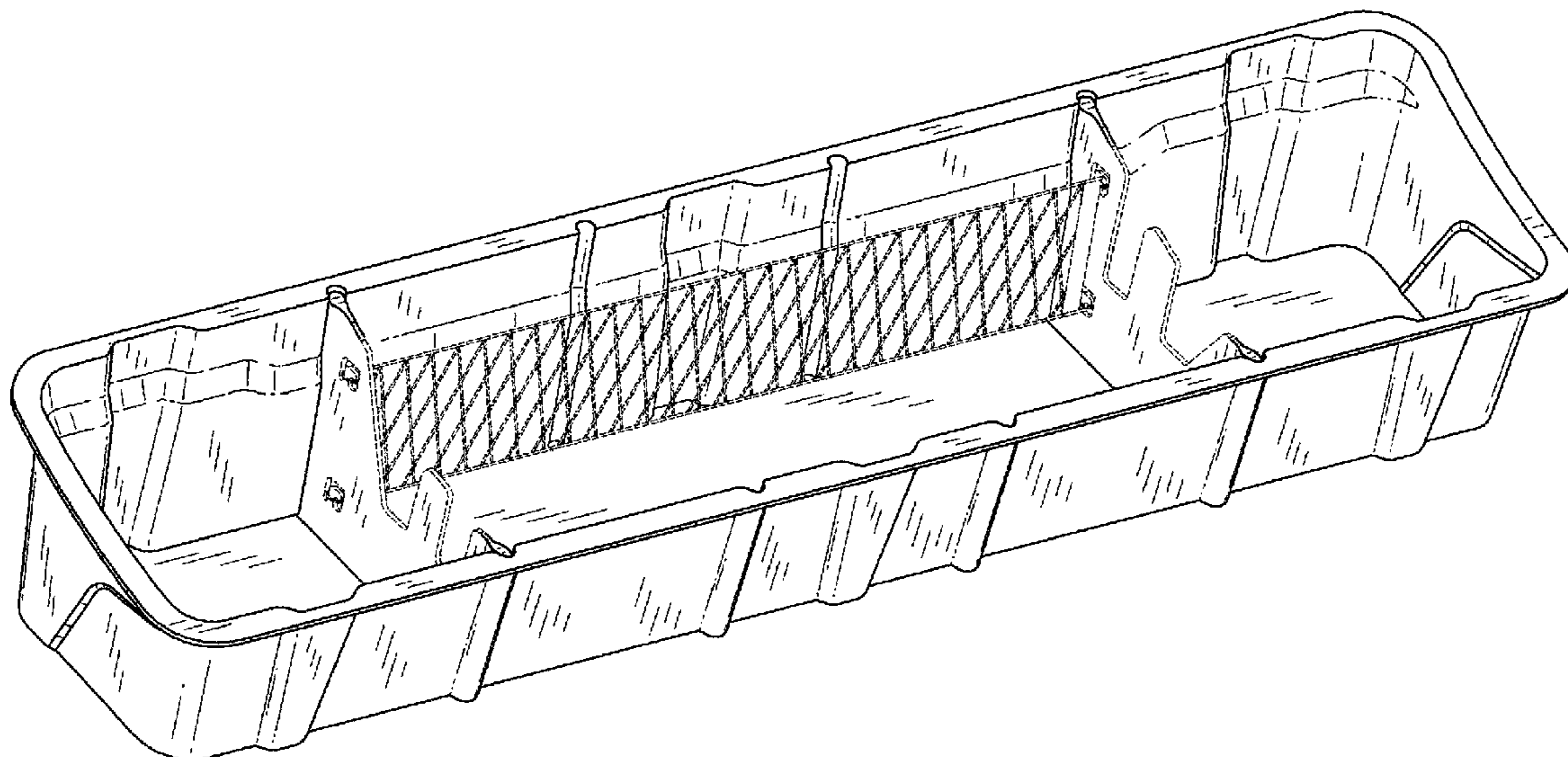
The ornamental design for an under seat storage box for vehicles, as shown and described.

DESCRIPTION

FIG. 1 is a perspective view of the under seat storage box, which embodies the present invention;
FIG. 2 is a rear view of the under seat storage box seen in FIG. 1;
FIG. 3 is a front view of the under seat storage box seen in FIG. 1;
FIG. 4 is a right side view of the under seat storage box seen in FIG. 1, the left side view being a mirror image thereof;
FIG. 5 is a top view of the under seat storage box seen in FIG. 1; and,
FIG. 6 is a bottom view of the under seat storage box seen in FIG. 1.

In the drawings, the broken lines depict environmental subject matter only and form no part of the claimed design. Shade lines having a combination of long and short lines in the drawings show contour and not surface ornamentation.

1 Claim, 3 Drawing Sheets



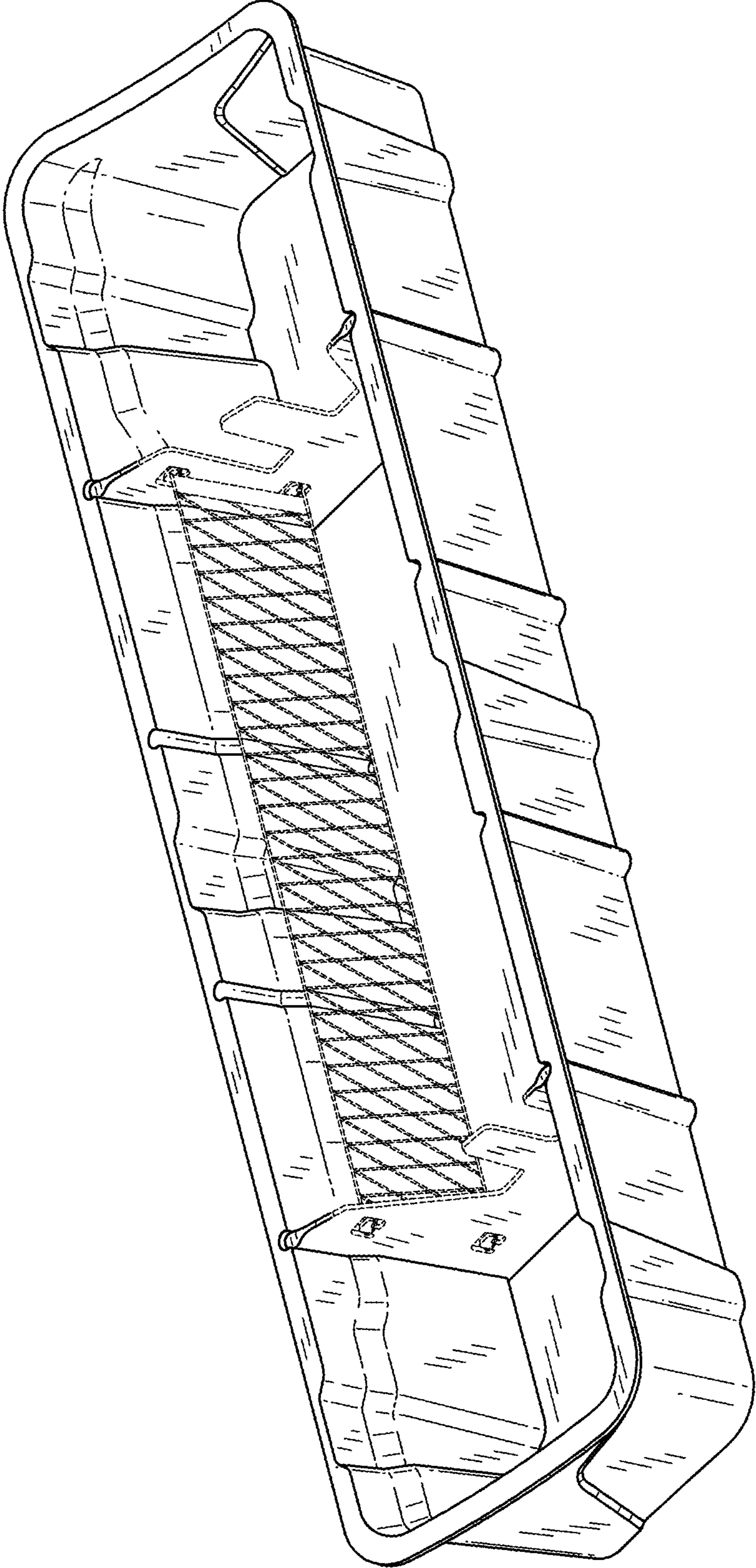


FIG. 1

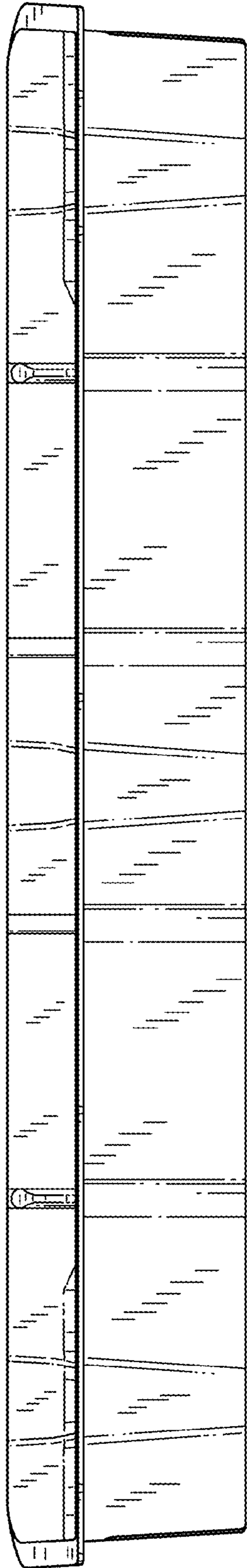


FIG. 2

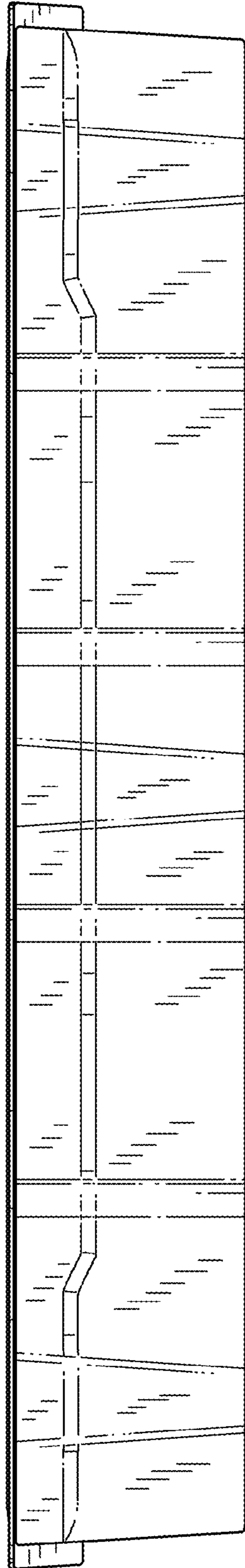


FIG. 3

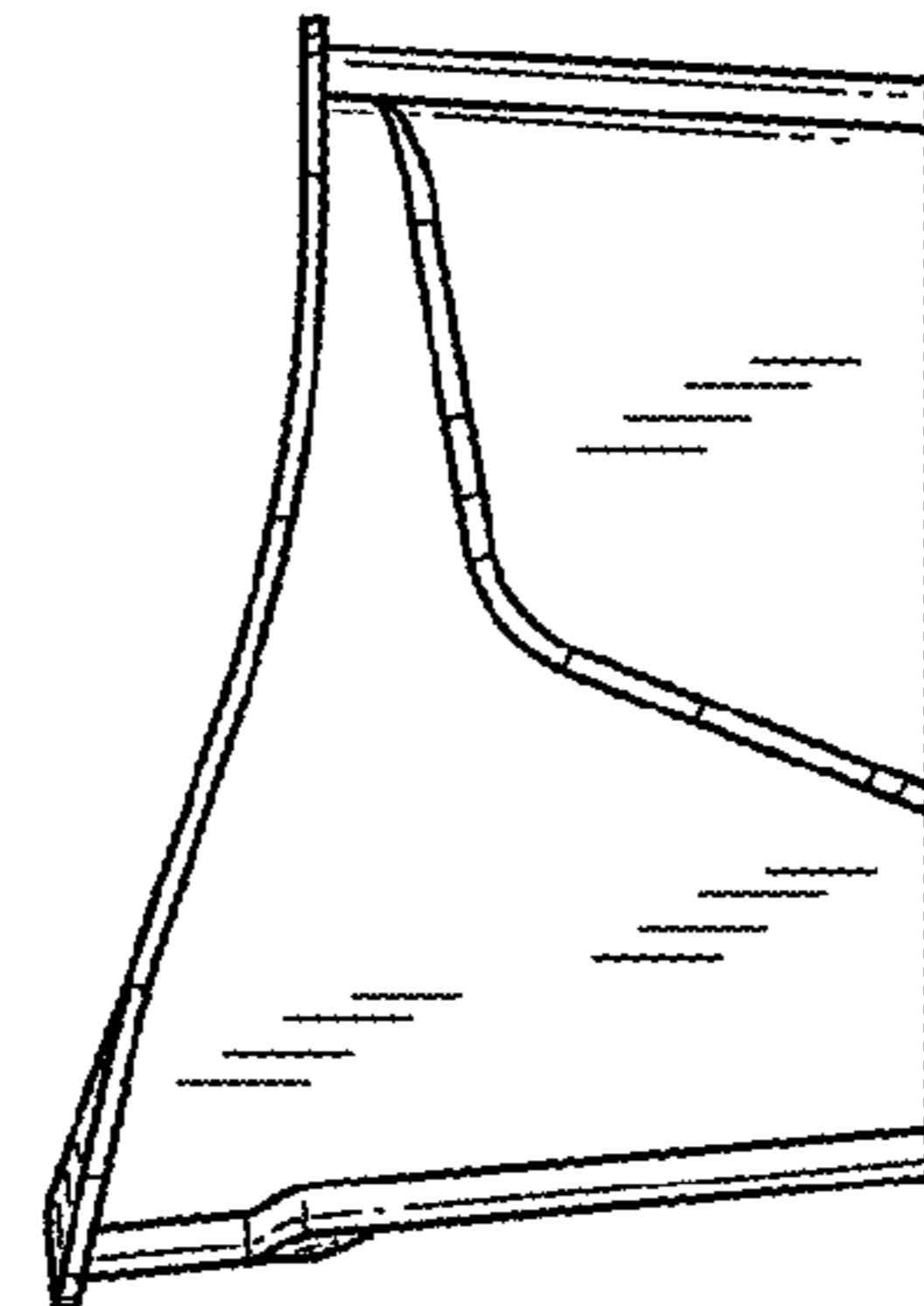


FIG. 4

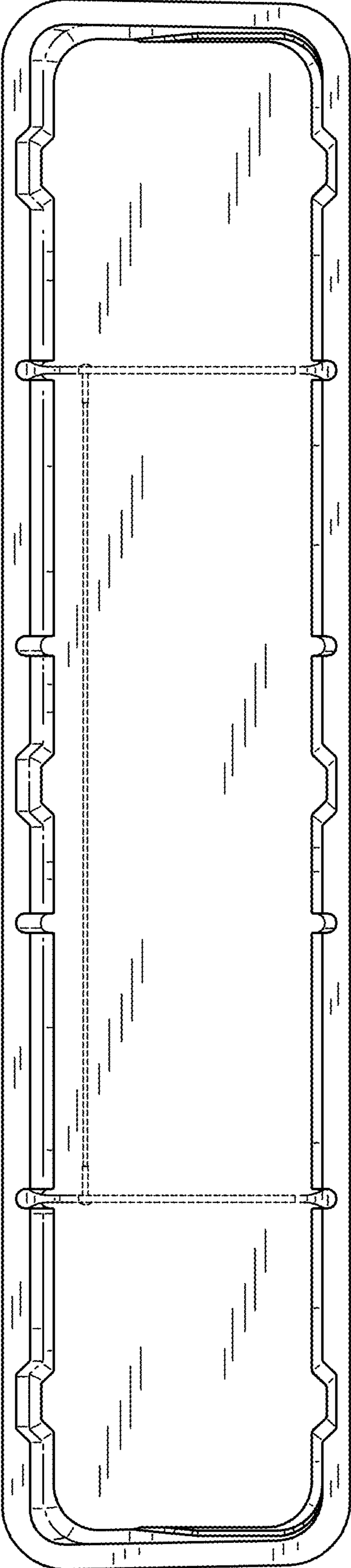


FIG. 5

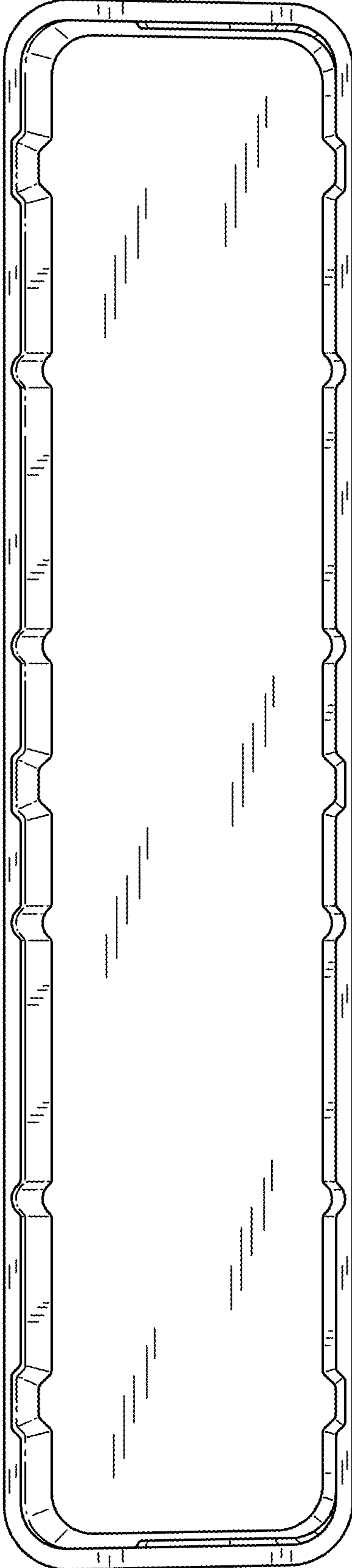


FIG. 6