



US00D874822S

(12) **United States Design Patent** (10) **Patent No.:** **US D874,822 S**
Shafir (45) **Date of Patent:** **** Feb. 11, 2020**

(54) **BOX WITH LID**
(71) Applicant: **CURVER Luxembourg Sarl,**
Neidercorn (LU)
(72) Inventor: **Eran Shafir,** Tel Aviv (IL)
(73) Assignee: **CURVER LUXEMBOURG SARL,**
Neidercorn (LU)
(**) Term: **15 Years**
(21) Appl. No.: **29/644,247**
(22) Filed: **Apr. 16, 2018**
(51) **LOC (12) Cl.** **03-01**
(52) **U.S. Cl.**
USPC **D3/282; D3/302**
(58) **Field of Classification Search**
USPC **D3/273, 274, 276, 279, 281, 282, 291,**
D3/294, 298, 905, 302, 272

(Continued)
(56) **References Cited**
U.S. PATENT DOCUMENTS
D406,463 S * 3/1999 Rutledge D3/302
D427,769 S * 7/2000 Zimmerman D3/273
(Continued)

OTHER PUBLICATIONS
Home Depot, "Curver 31.7 Qt. Clear Storage Tote in Deep Lake",
First review Jan. 8, 2019. (<https://www.homedepot.com/p/Curver-31-7-Qt-Clear-Storage-Tote-in-Deep-Lake-FG845745811/306599930>) (Year: 2019).*

Primary Examiner — April Rivas
(74) *Attorney, Agent, or Firm* — Vorys, Sater, Seymour &
Pease LLP


(57) **CLAIM**
The ornamental design for a box with lid, as shown and
described.

DESCRIPTION

FIG. 1 is a front perspective view of a box with a lid;
FIG. 2 is a front elevational view thereof, the rear elevational
view being identical to FIG. 2;
FIG. 3 is a side elevational view thereof, the other side
elevational view being identical to FIG. 3;

FIG. 4 is a top plan view thereof;
FIG. 5 is a bottom plan view thereof; and
FIG. 6 is a front perspective view of a box without the lid,
as seen in FIG. 1;
FIG. 7 is a front perspective view of a box with a lid;
FIG. 8 is a front elevational view thereof, the rear elevational
view being identical to FIG. 8;
FIG. 9 is a side elevational view thereof, the other side
elevational view being identical to FIG. 9;
FIG. 10 is a top plan view thereof;
FIG. 11 is a bottom plan view thereof; and
FIG. 12 is a front perspective view of a box without the lid,
as seen in FIG. 7;
FIG. 13 is a front perspective view of a box with a lid;
FIG. 14 is a front elevational view thereof, the rear elevational
view being identical to FIG. 14;
FIG. 15 is a side elevational view thereof, the other side
elevational view being identical to FIG. 15;
FIG. 16 is a top plan view thereof;
FIG. 17 is a bottom plan view thereof; and
FIG. 18 is a front perspective view of a box without the lid,
as seen in FIG. 13;
FIG. 19 is a front perspective view of a box with a lid;
FIG. 20 is a front elevational view thereof, the rear elevational
view being identical to FIG. 20;
FIG. 21 is a side elevational view thereof, the other side
elevational view being identical to FIG. 21;
FIG. 22 is a top plan view thereof; and
FIG. 23 is a bottom plan view thereof;
FIG. 24 is a front perspective view of a box with a lid;
FIG. 25 is a front elevational view thereof, the rear elevational
view being identical to FIG. 25;
FIG. 26 is a side elevational view thereof, the other side
elevational view being identical to FIG. 26;
FIG. 27 is a top plan view thereof; and
FIG. 28 is a bottom plan view thereof;
FIG. 29 is a front perspective view of a box with a lid;
FIG. 30 is a front elevational view thereof, the rear elevational
view being identical to FIG. 30;
FIG. 31 is a side elevational view thereof, the other side
elevational view being identical to FIG. 31;
FIG. 32 is a top plan view thereof; and
FIG. 33 is a bottom plan view thereof.
FIGS. 6, 12, and 18 are shown with the lid removed for
convenience of illustration only.

1 Claim, 33 Drawing Sheets



(58) **Field of Classification Search**

CPC B65D 21/0233; B65D 21/0222; B25H
3/003; B25H 3/006; B25H 3/02; H02G
3/10; H02G 3/12

See application file for complete search history.

(56) **References Cited**

U.S. PATENT DOCUMENTS

D439,406	S	*	3/2001	Zimmerman	D3/273
D466,299	S	*	12/2002	Zimmerman	D3/273
D531,802	S	*	11/2006	Zimmerman	D3/302
D572,903	S	*	7/2008	McNamara	D3/282
D645,248	S	*	9/2011	Osiecki	D3/276
D738,623	S	*	9/2015	Wood	D3/302
D759,972	S	*	6/2016	Duvigneau	D3/281
D788,465	S	*	6/2017	Spadotto	D3/302
D816,995	S	*	5/2018	Fleming	D3/294
D826,557	S	*	8/2018	Han	D3/282
D848,148	S	*	5/2019	Li	D3/282

* cited by examiner




FIG. 1

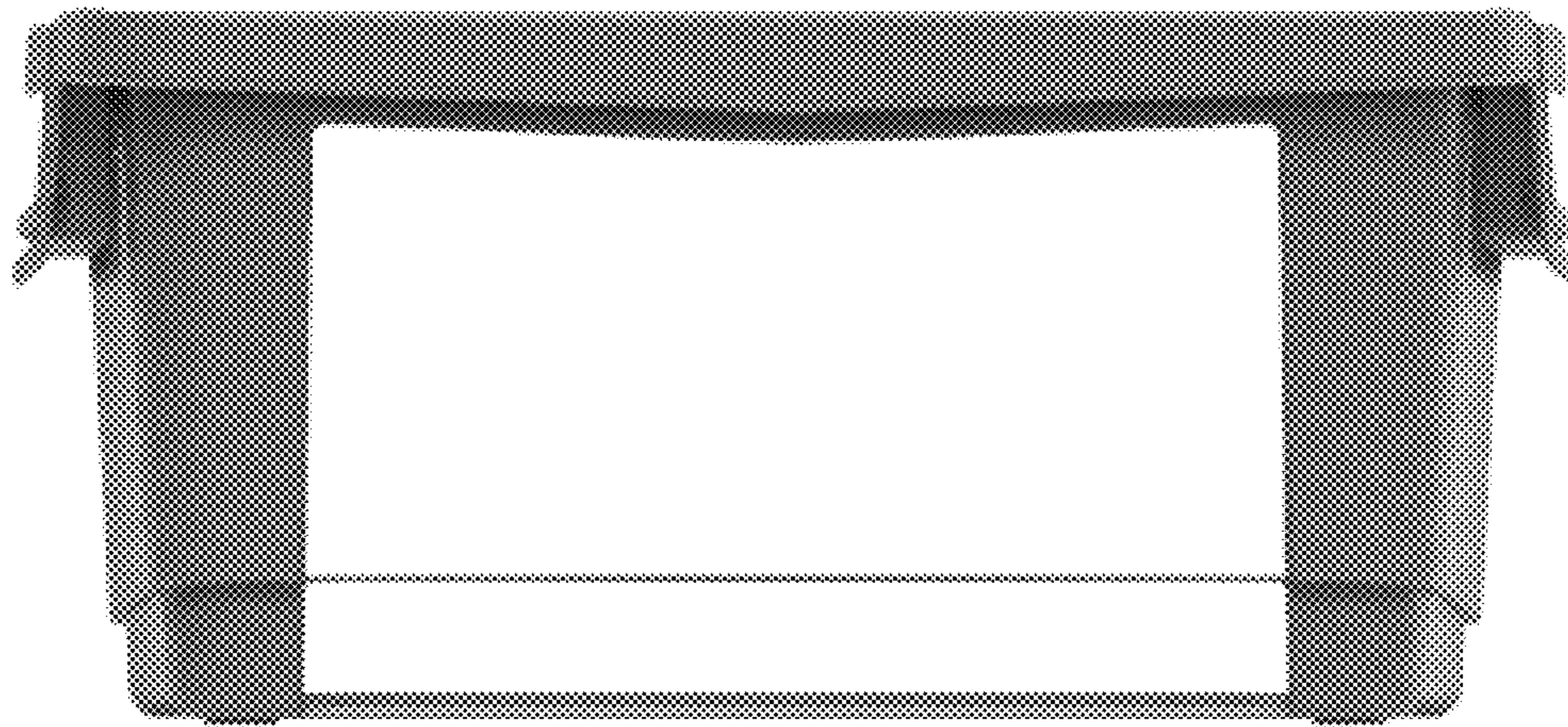


FIG. 2

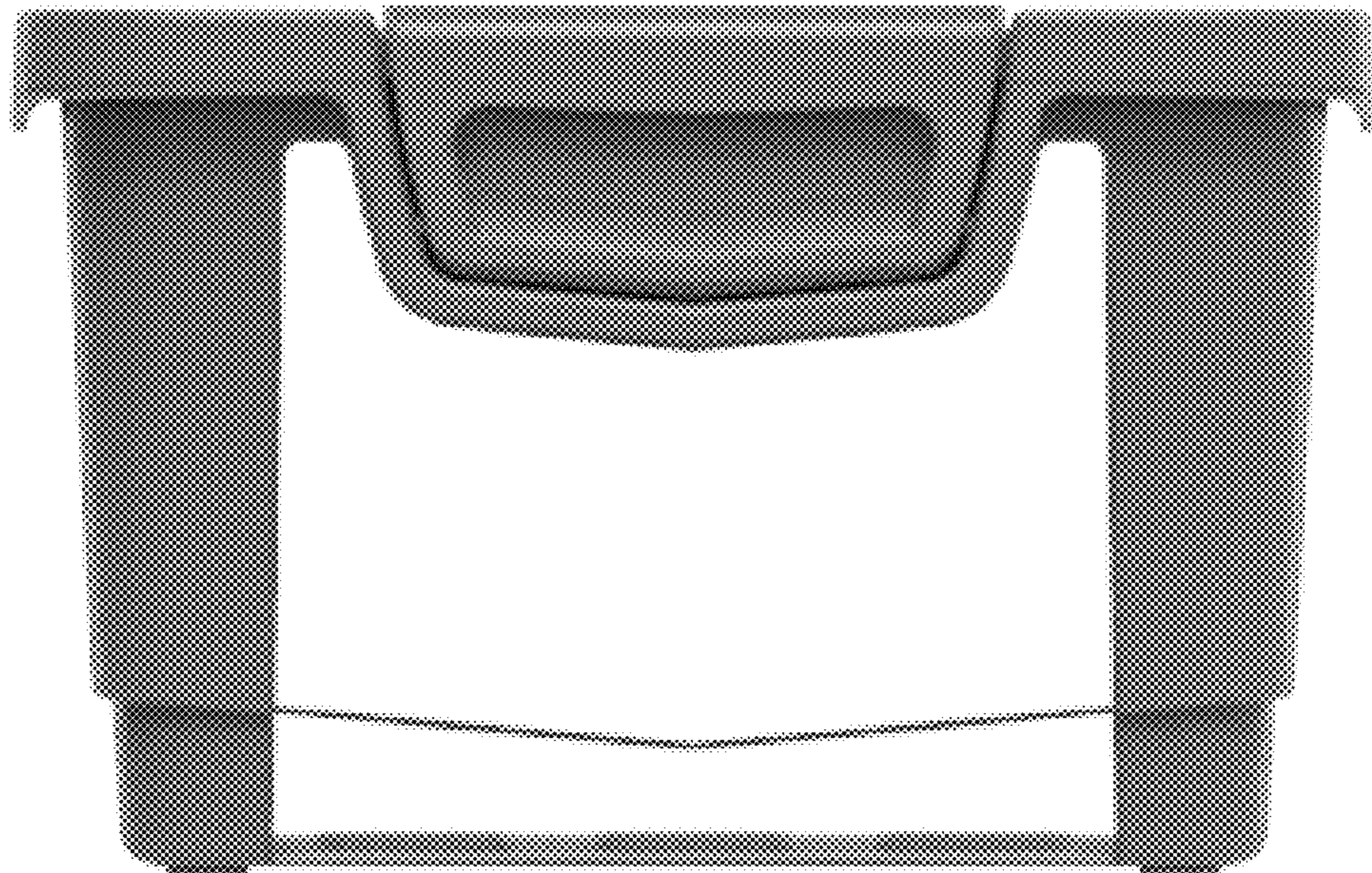


FIG. 3



FIG. 4




FIG. 5

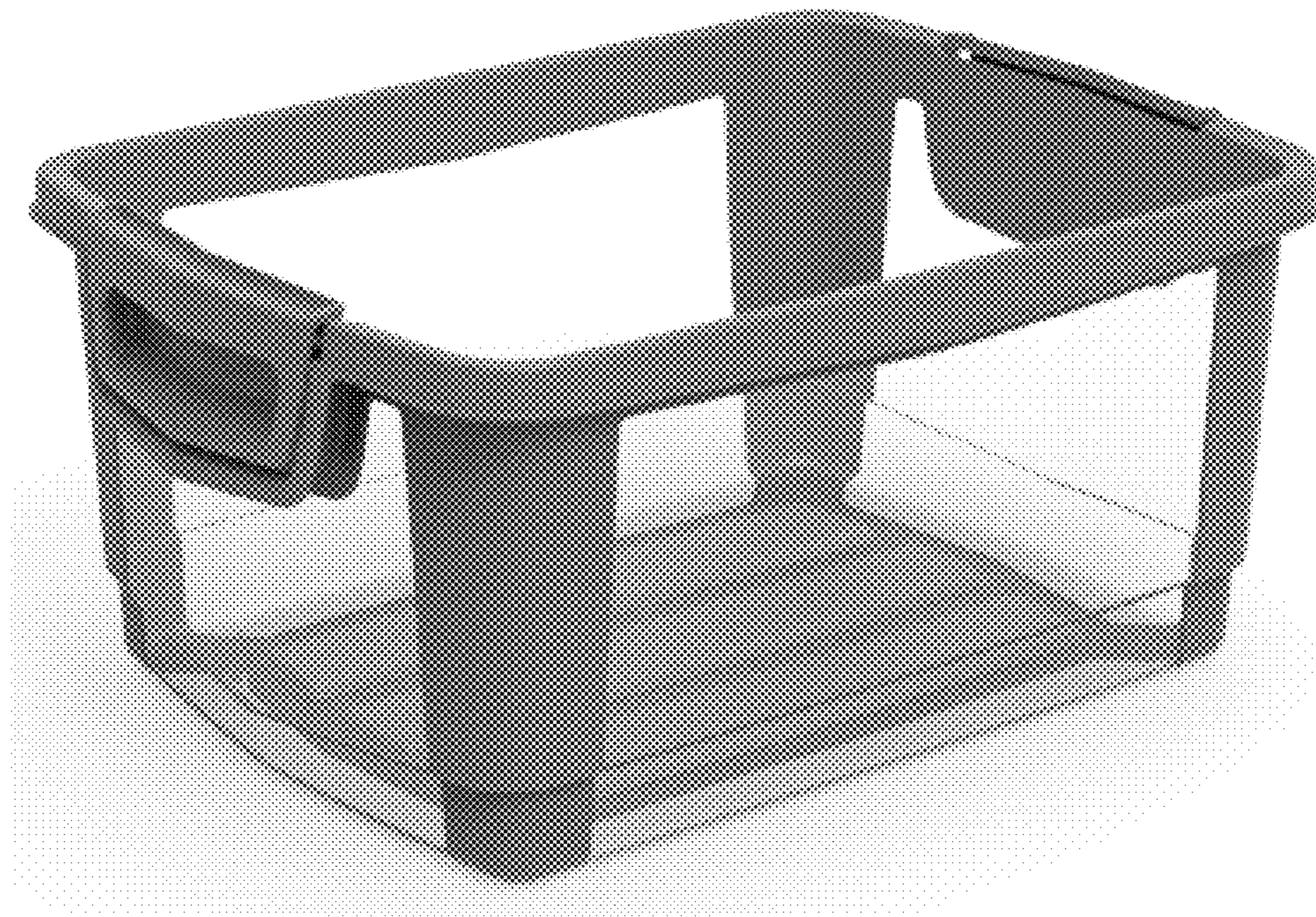


FIG. 6




FIG. 7




FIG. 8

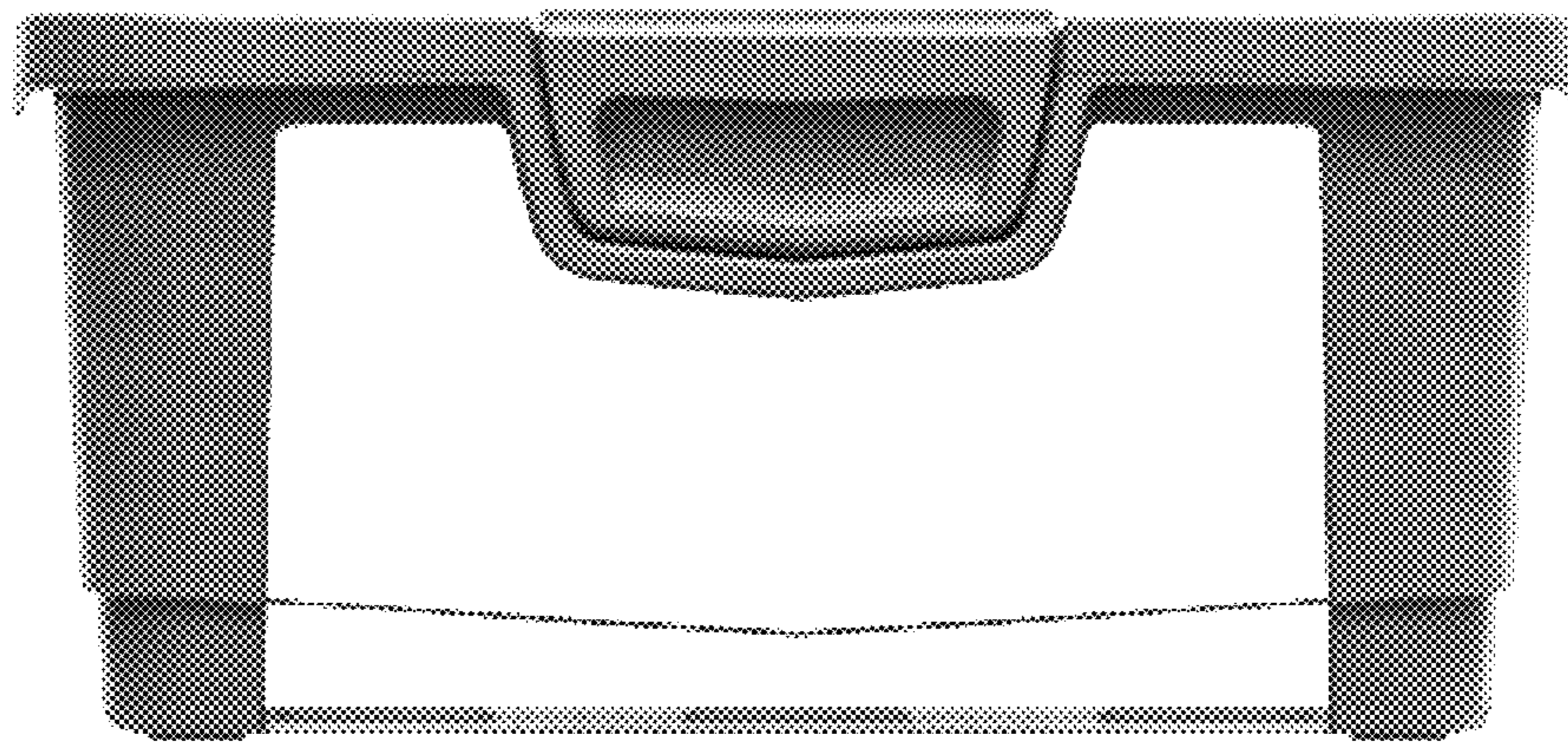


FIG. 9




FIG. 10



FIG. 11




FIG. 12




FIG. 13

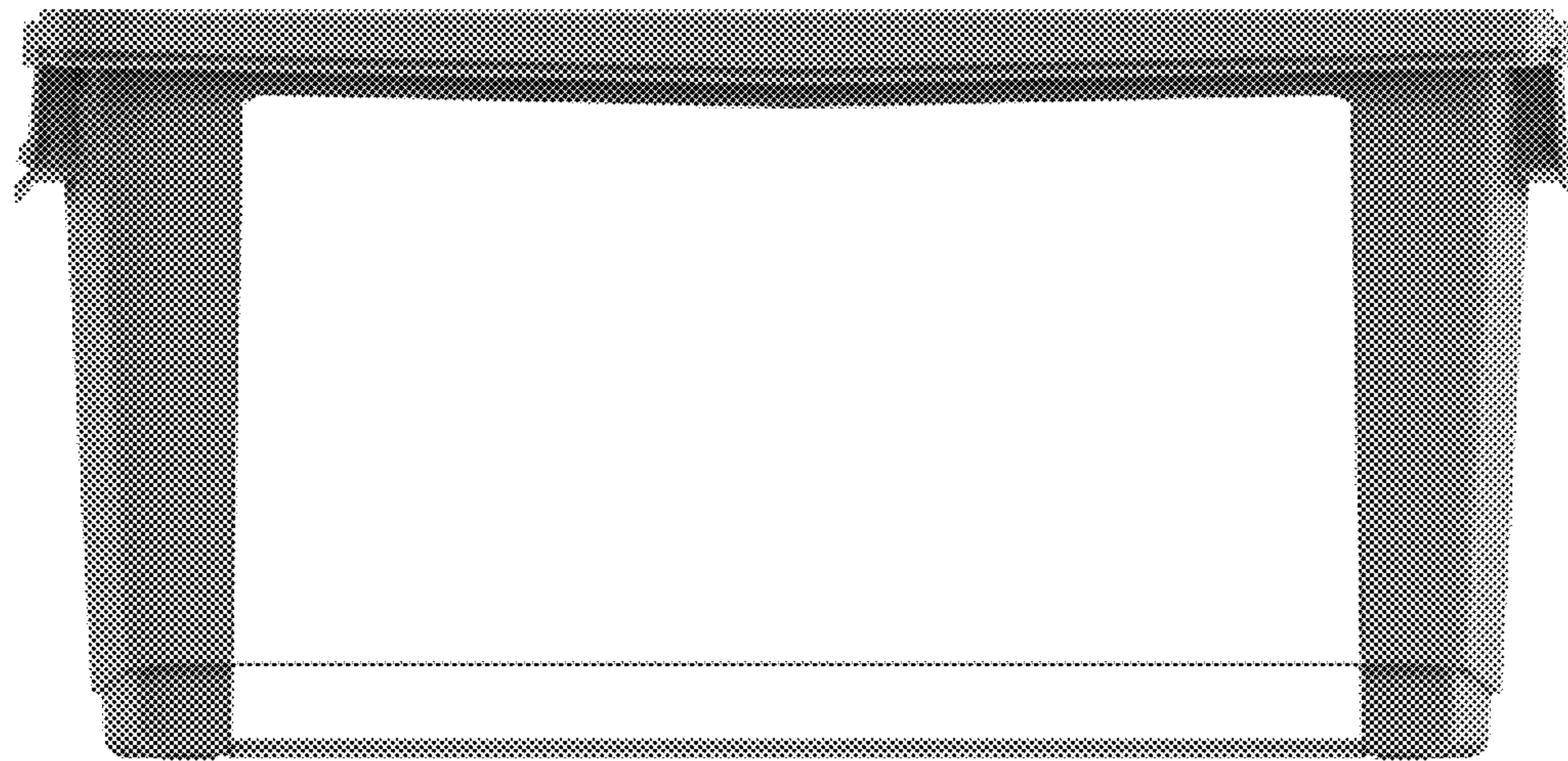


FIG. 14

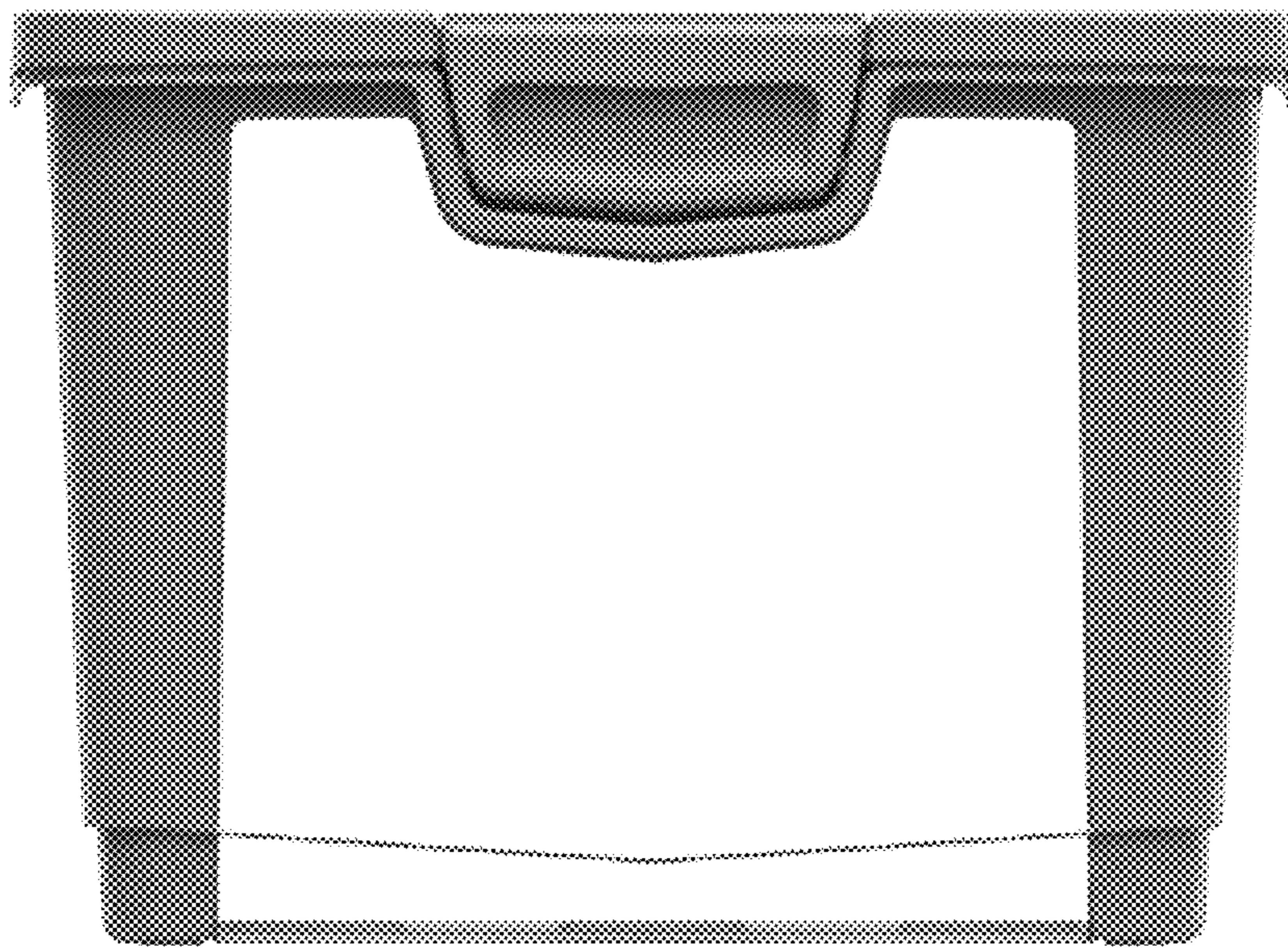


FIG. 15




FIG. 16




FIG. 17




FIG. 18




FIG. 19

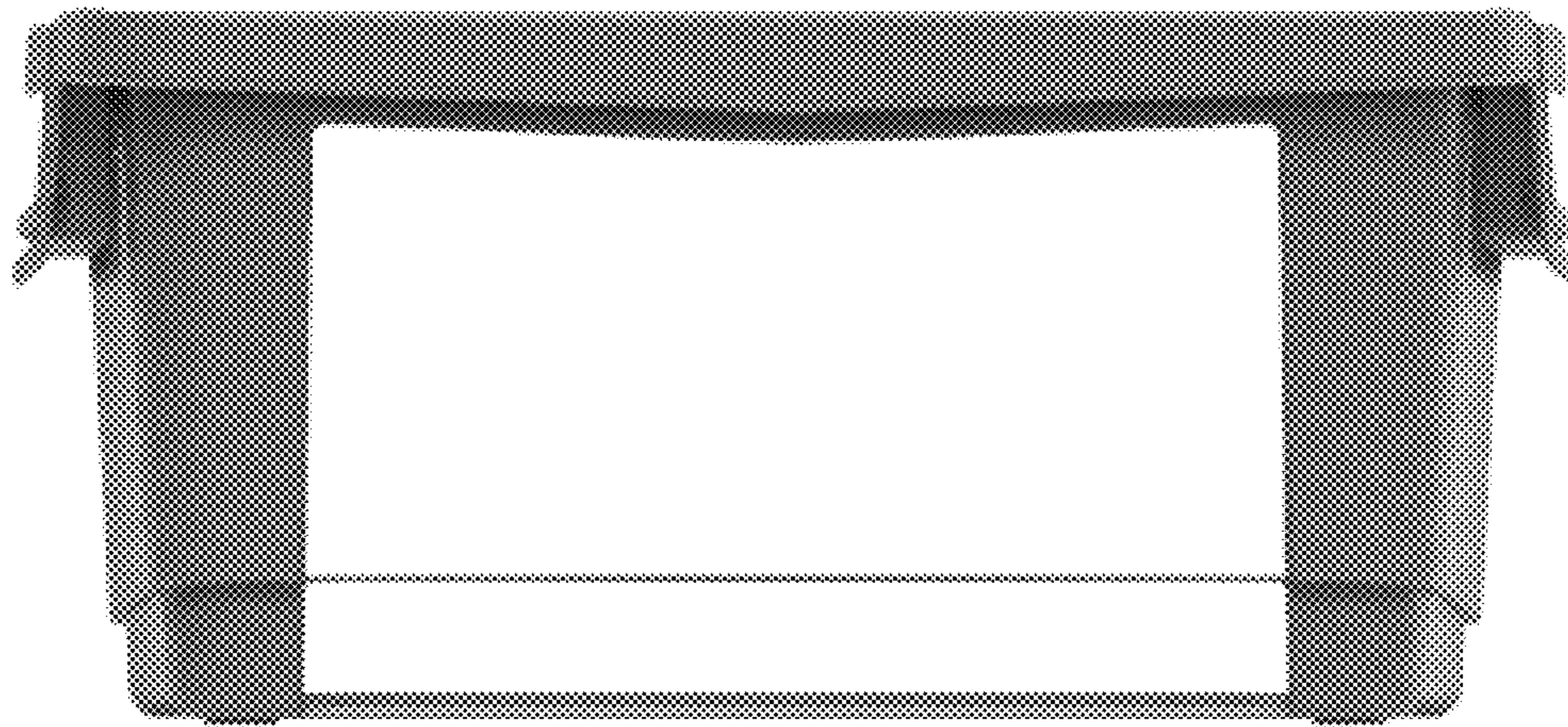


FIG. 20

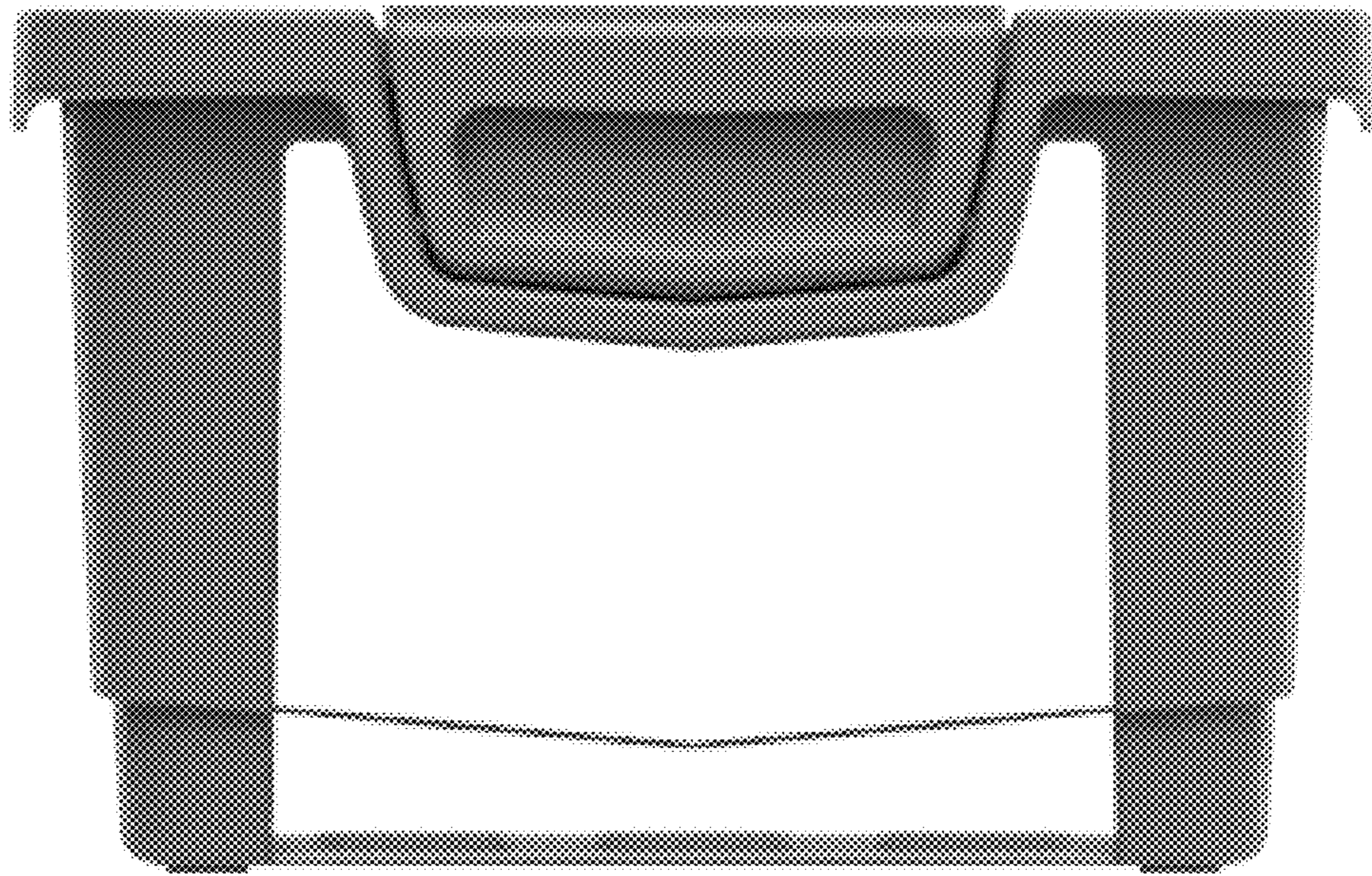


FIG. 21



FIG. 22




FIG. 23




FIG. 24




FIG. 25

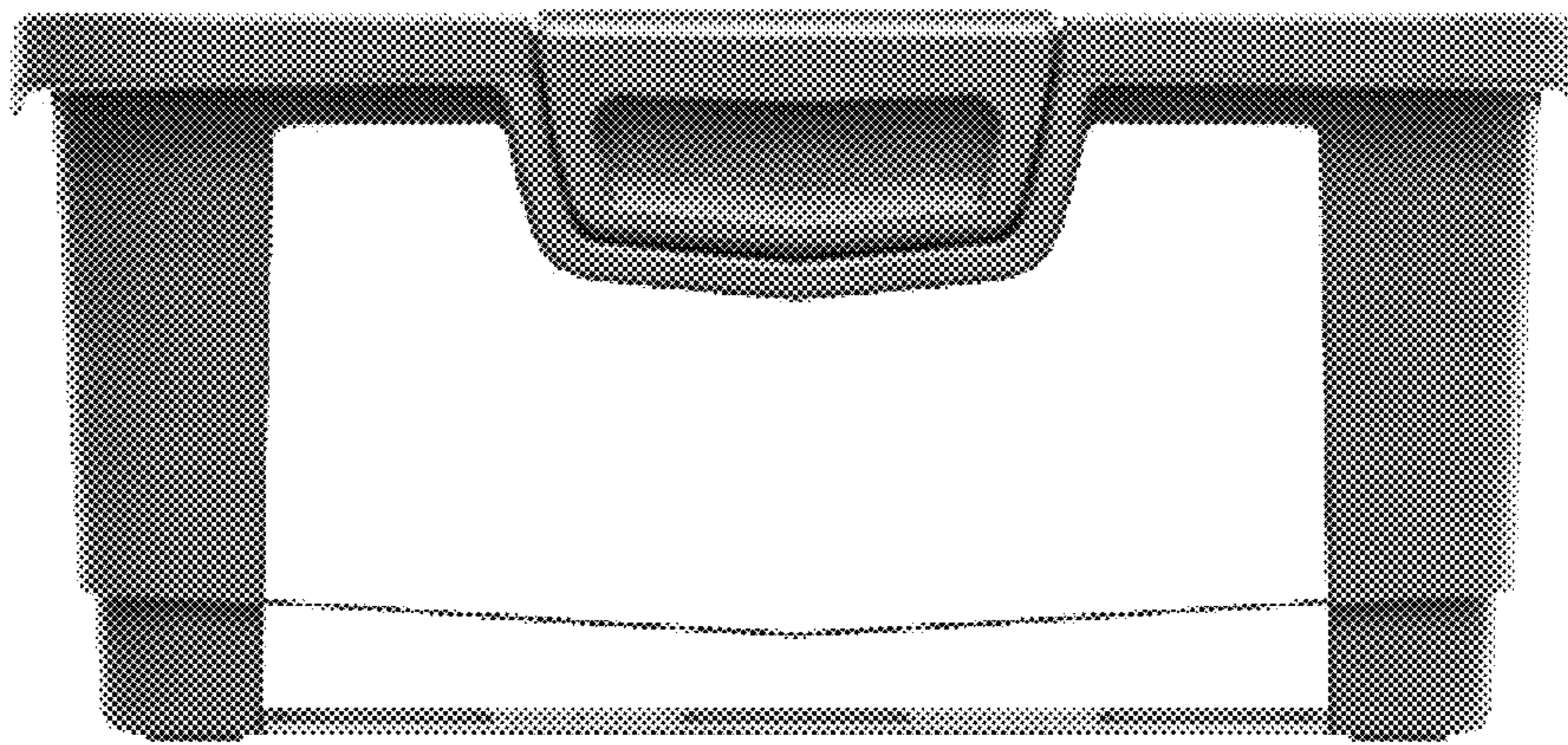


FIG. 26




FIG. 27



FIG. 28




FIG. 29

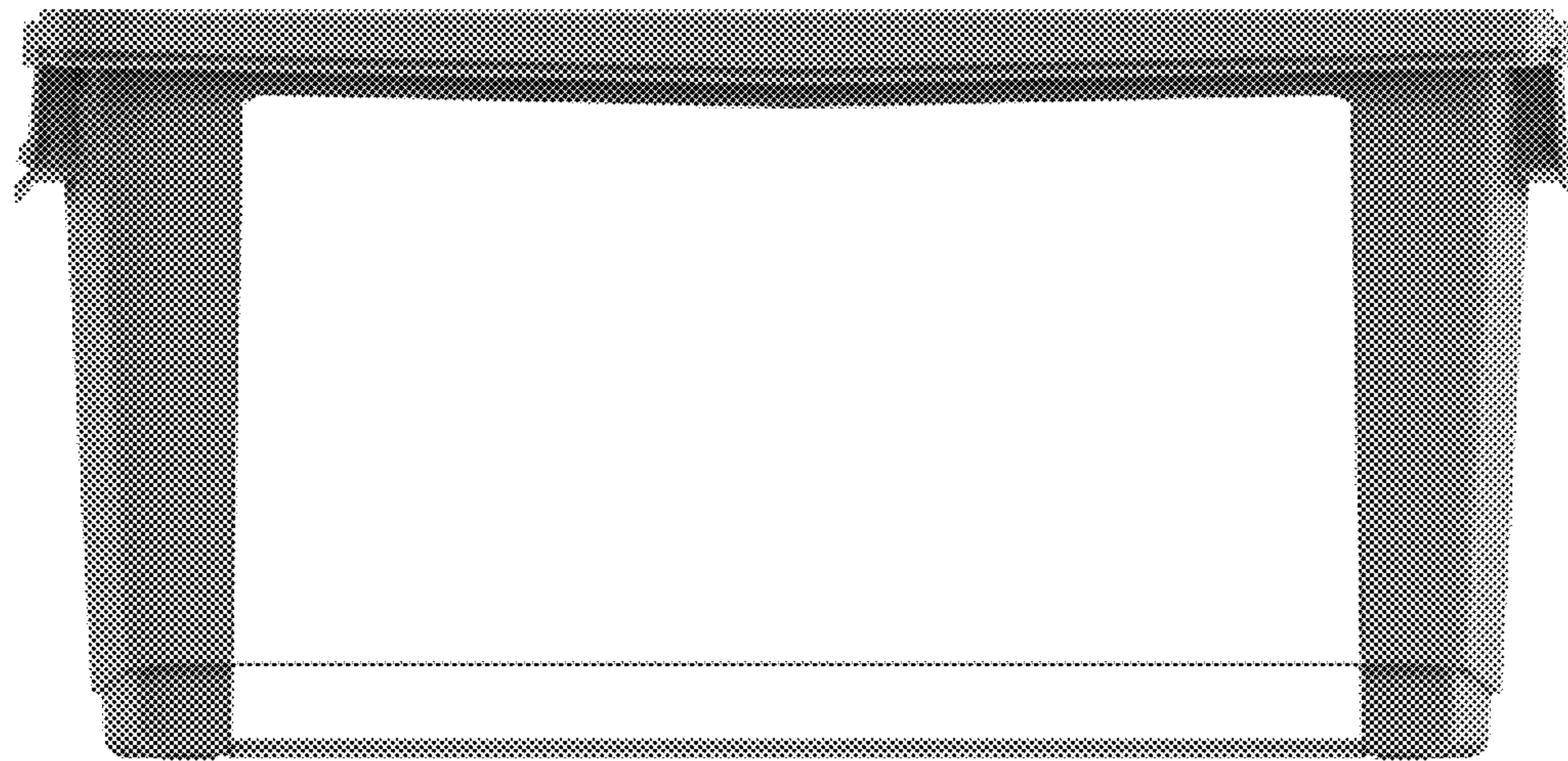


FIG. 30

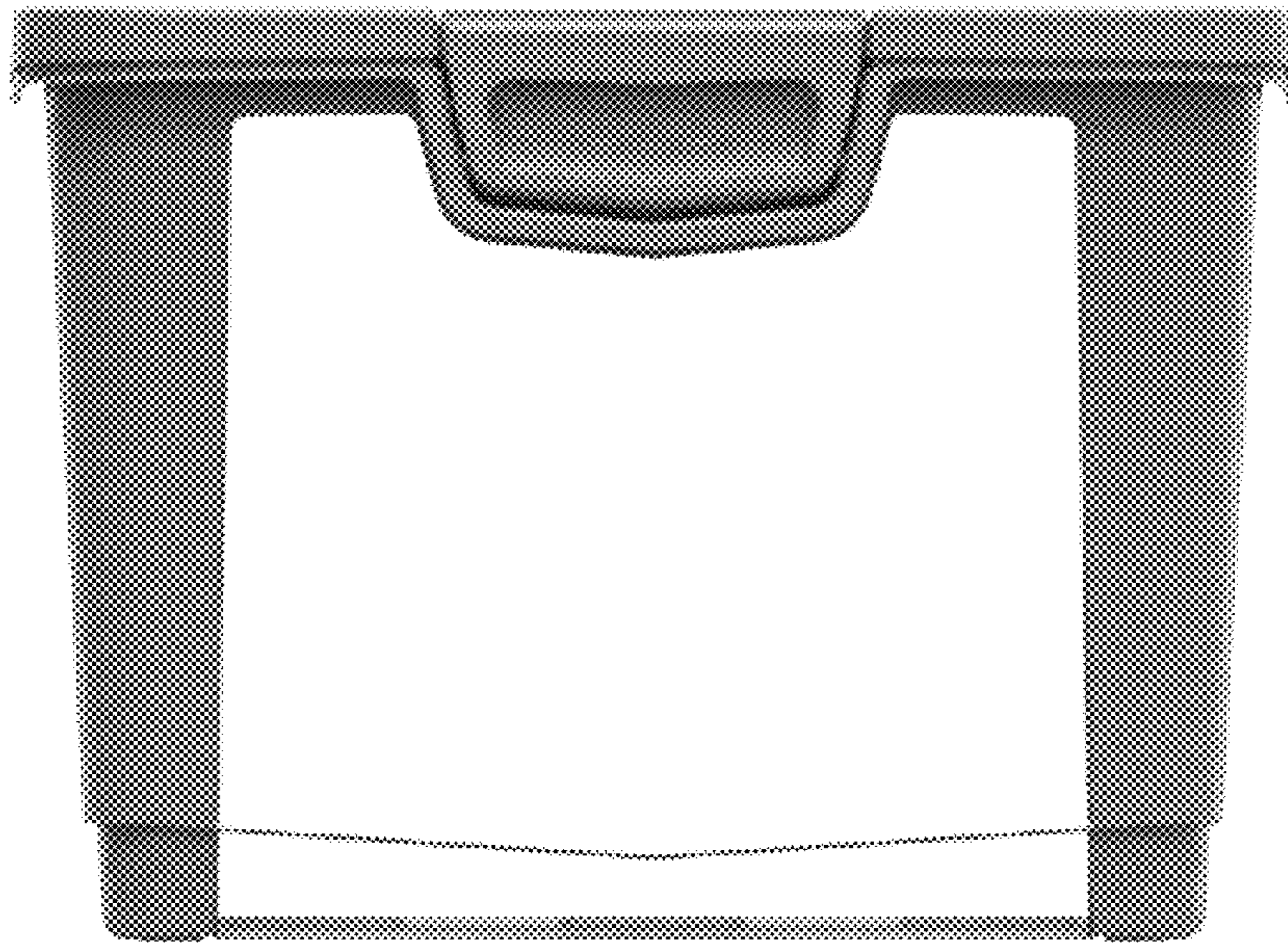


FIG. 31




FIG. 32




FIG. 33