



US00D874819S

(12) **United States Design Patent**  
**Santiago**

(10) **Patent No.:** **US D874,819 S**  
(45) **Date of Patent:** **\*\* Feb. 11, 2020**

(54) **BAG WITH INTERIOR LINER HAVING POCKETS**

(71) Applicant: **Marilyn Joan Santiago**, Honolulu, HI (US)

(72) Inventor: **Marilyn Joan Santiago**, Honolulu, HI (US)

(\*\*) Term: **15 Years**

(21) Appl. No.: **29/663,628**

(22) Filed: **Sep. 17, 2018**

(51) **LOC (12) Cl.** ..... **03-01**

(52) **U.S. Cl.**  
USPC ..... **D3/245**

(58) **Field of Classification Search**  
USPC ..... D3/232-233, 240-243, 245-246  
(Continued)

(56) **References Cited**

**U.S. PATENT DOCUMENTS**

D105,697 S \* 8/1937 Felmann ..... D3/245  
D144,925 S \* 6/1946 Kalisher ..... D3/245  
(Continued)

**OTHER PUBLICATIONS**

Campus Tote Bag. Catalog [online]. Just-zipit, 2017 [retrieved on Nov. 30, 2019] Retrieved from the Internet<URL:http://www.just-zipit.com/bags-backpacks.html?cat=214 (Year: 2017).\*  
(Continued)

*Primary Examiner* — Holly H Baynham  
(74) *Attorney, Agent, or Firm* — Keri Ann K. S. Krzykowski

(57) **CLAIM**

The ornamental design for a bag with interior liner having pockets, as shown and described.

**DESCRIPTION**

FIG. 1 is a perspective view of a first embodiment of the bag with interior liner having pockets of my new design from the front, right, shown in a fastened configuration;

FIG. 2 is an elevational view thereof from the front, shown in the fastened configuration;

FIG. 3 is an elevational view thereof from the rear, shown in the fastened configuration;

FIG. 4 is an elevational view thereof from the left, shown in the fastened configuration;

FIG. 5 is an elevational view thereof from the right, shown in the fastened configuration;

FIG. 6 is a top plan view thereof, shown in the fastened configuration;

FIG. 7 is a bottom plan view thereof, shown in the fastened configuration;

FIG. 8 is a cross-sectional view thereof taken along line 8-8 in FIG. 2.

FIG. 9 is a perspective view thereof from the front, right, shown in a fully unfastened configuration;

FIG. 10 is an elevational view thereof from the front, shown in the fully unfastened configuration;

FIG. 11 is an elevational view thereof from the rear, shown in the fully unfastened configuration;

FIG. 12 is an elevational view thereof from the left, shown in the fully unfastened configuration;

FIG. 13 is an elevational view thereof from the right, shown in the fully unfastened configuration;

FIG. 14 is a top plan view thereof, shown in the fully unfastened configuration;

FIG. 15 is a top plan view thereof, shown in the fully unfastened configuration, with the environmental structure removed for clarity of disclosure;

FIG. 16 is a bottom plan view thereof, shown in the fully unfastened configuration;

FIG. 17 is a perspective view of a second embodiment of the bag with interior liner having pockets of my new design from the front, right, shown in a fastened configuration;

FIG. 18 is an elevational view thereof from the front, shown in the fastened configuration;

FIG. 19 is an elevational view thereof from the rear, shown in the fastened configuration;

FIG. 20 is an elevational view thereof from the left, shown in the fastened configuration;

FIG. 21 is an elevational view thereof from the right, shown in the fastened configuration;

(Continued)

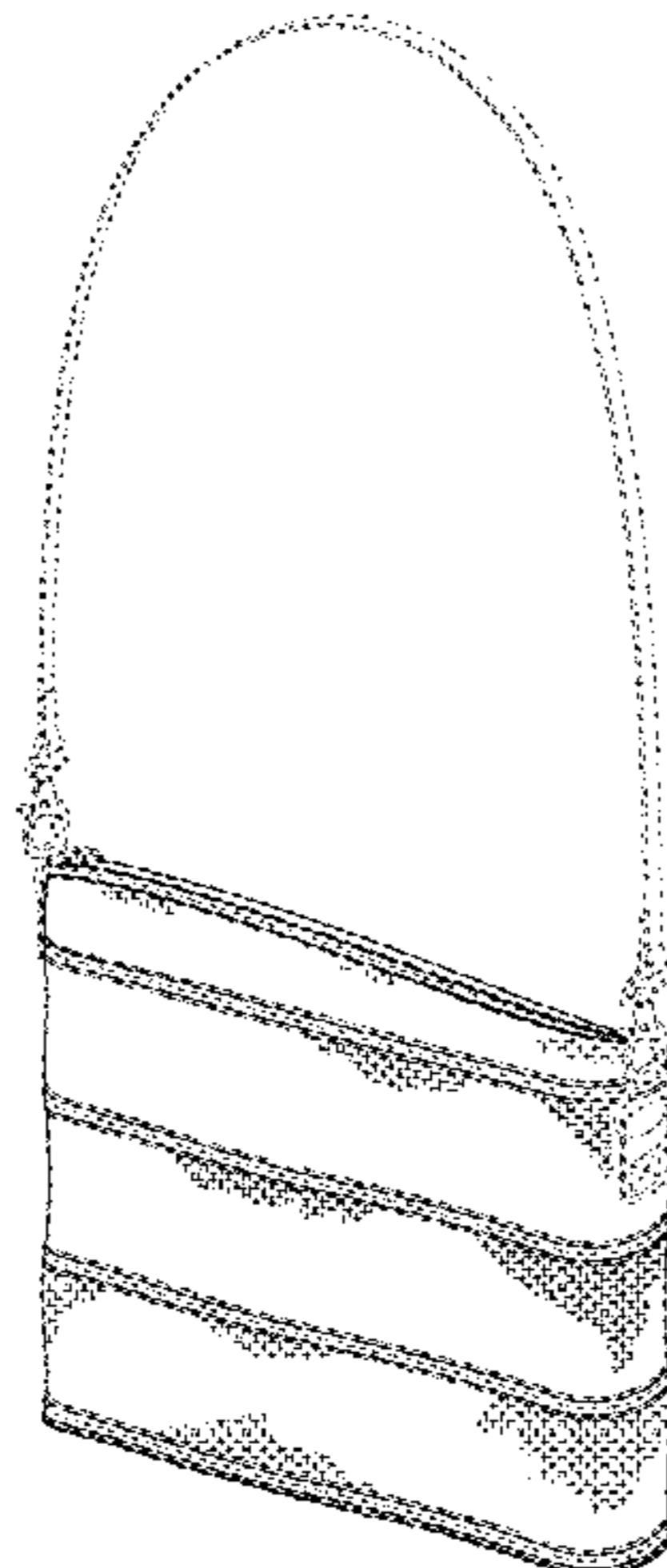


FIG. 22 is a top plan view thereof, shown in the fastened configuration;  
 FIG. 23 is a bottom plan view thereof, shown in the fastened configuration;  
 FIG. 24 is a cross-sectional view thereof taken along line 24-24 in FIG. 18.  
 FIG. 25 is a perspective view thereof from the front, left, shown in a fully unfastened configuration;  
 FIG. 26 is an elevational view thereof from the front, shown in the fully unfastened configuration;  
 FIG. 27 is an elevational view thereof from the rear, shown in the fully unfastened configuration;  
 FIG. 28 is an elevational view thereof from the left, shown in the fully unfastened configuration;  
 FIG. 29 is an elevational view thereof from the right, shown in the fully unfastened configuration;  
 FIG. 30 is a top plan view thereof, shown in the fully unfastened configuration;  
 FIG. 31 is the top plan view thereof, shown in the fully unfastened configuration, with the environmental structure removed for clarity of disclosure; and,  
 FIG. 32 is a bottom plan view thereof, shown in the fully unfastened configuration.  
 The broken lines in FIGS. 1-32 show unclaimed environmental structure and portions of the bag with interior liner having pockets that form no part of the design.

**1 Claim, 22 Drawing Sheets**

(58) **Field of Classification Search**

CPC ..... A45C 1/024; A45C 3/06  
 See application file for complete search history.

(56) **References Cited**

U.S. PATENT DOCUMENTS

D227,945	S *	7/1973	Hirtz .....	D3/246
D283,938	S *	5/1986	Strongwater .....	D3/245
6,647,555	B2	11/2003	Yamaguchi et al.	
D525,028	S *	7/2006	Metsch .....	D3/234
D543,697	S *	6/2007	Heatherwick .....	D3/233
7,509,985	B2	3/2009	Metsch	
D665,575	S *	8/2012	Bouskill .....	D3/232
D695,011	S *	12/2013	Morszeck .....	D3/247
8,689,841	B2	4/2014	Bortz	
9,125,463	B2	9/2015	Tuchman	
D767,881	S *	10/2016	Javits, Jr. ....	D3/232

OTHER PUBLICATIONS

<https://just-zipit.com/pages/about>.  
<https://just-zipit.com/collections/classic-line/products/zipper-large-shoulder-bag?variant=7554313420857>.  
<https://just-zipit.com/collections/classic-line/products/zipper-large-tote-bag>.  
<https://just-zipit.com/collections/classic-line/products/zipper-mini-shoulder-bag?variant=7554350743609>.

\* cited by examiner



FIG. 1



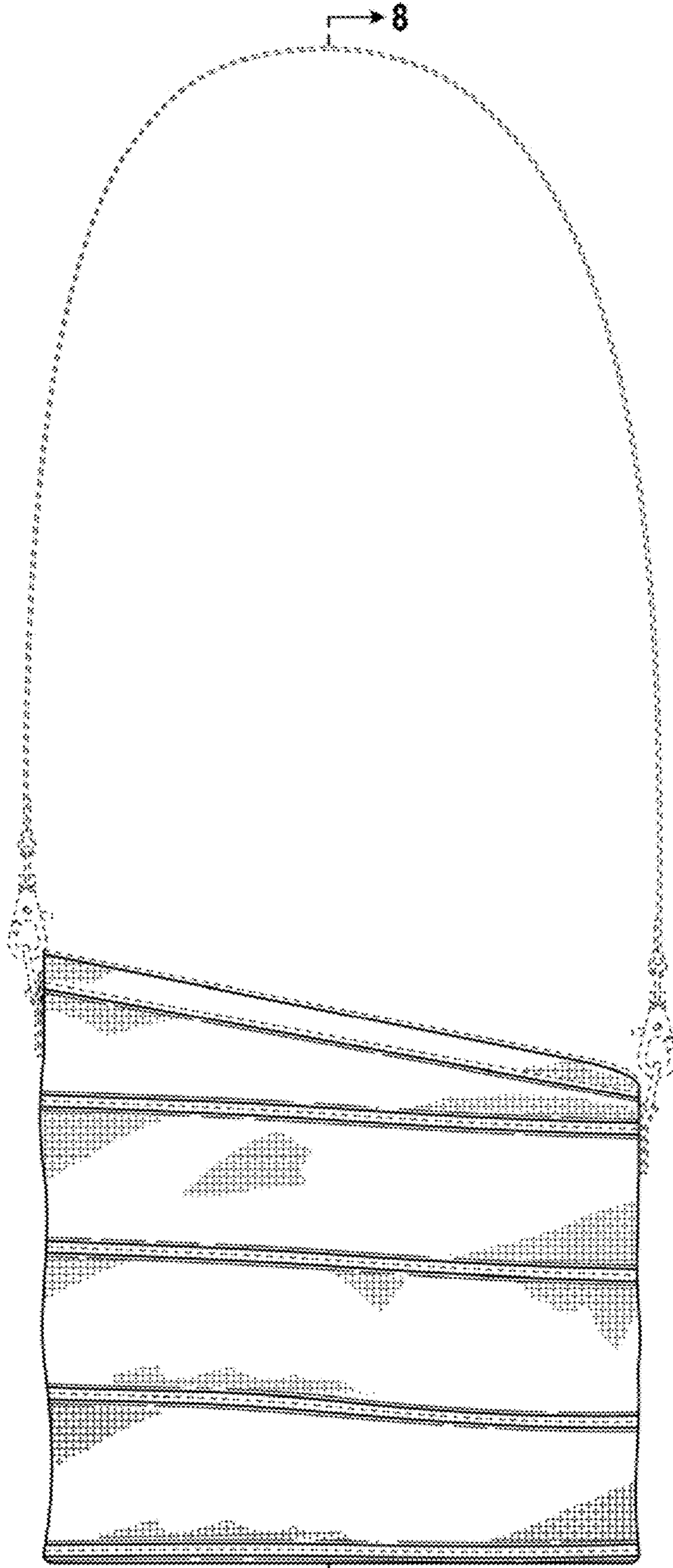


FIG. 2

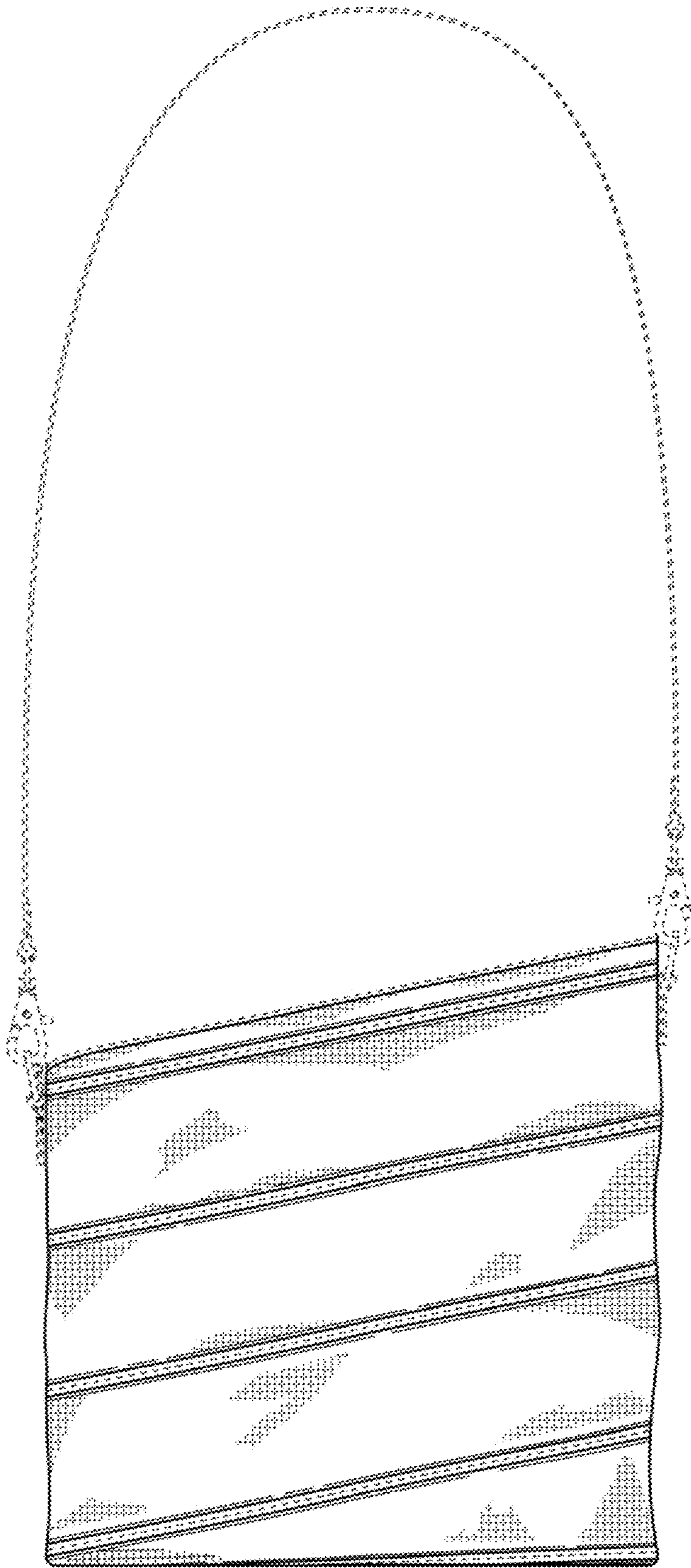


FIG. 3

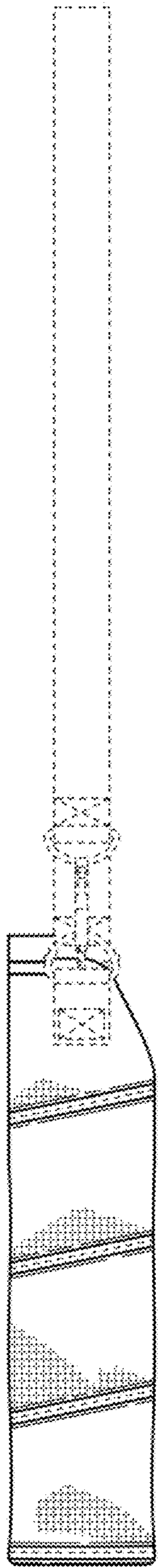


FIG. 4




FIG. 5




FIG. 6

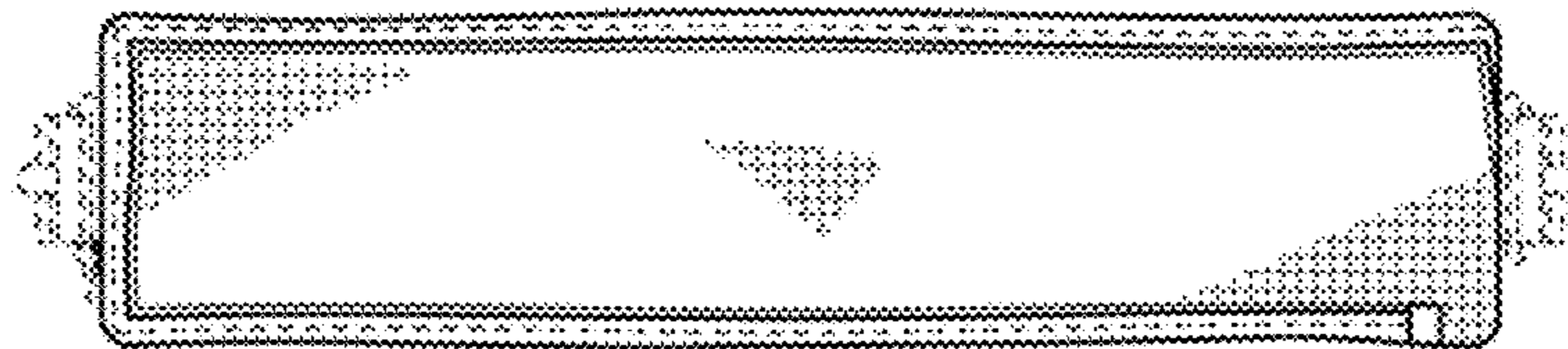


FIG. 7

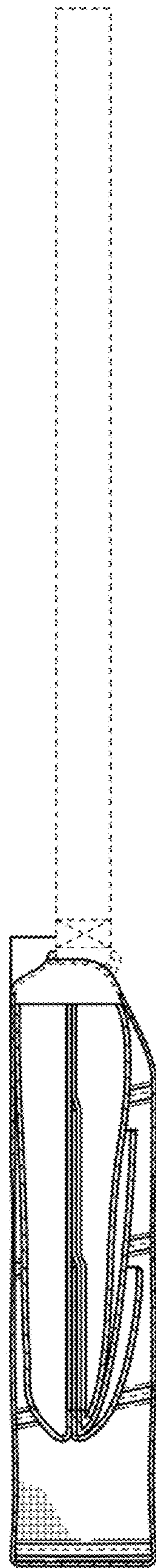


FIG. 8



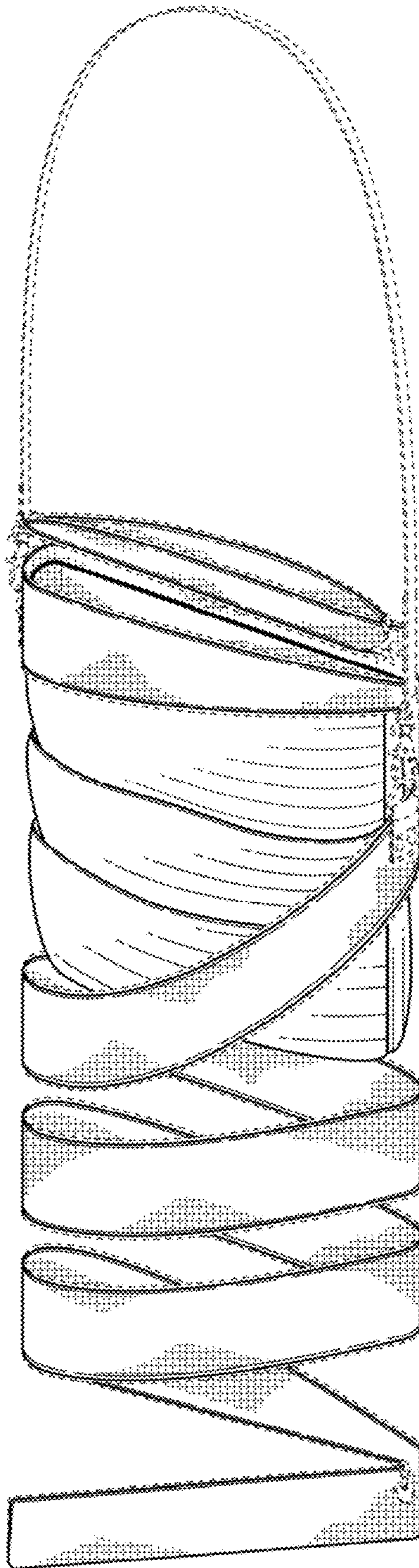


FIG. 9

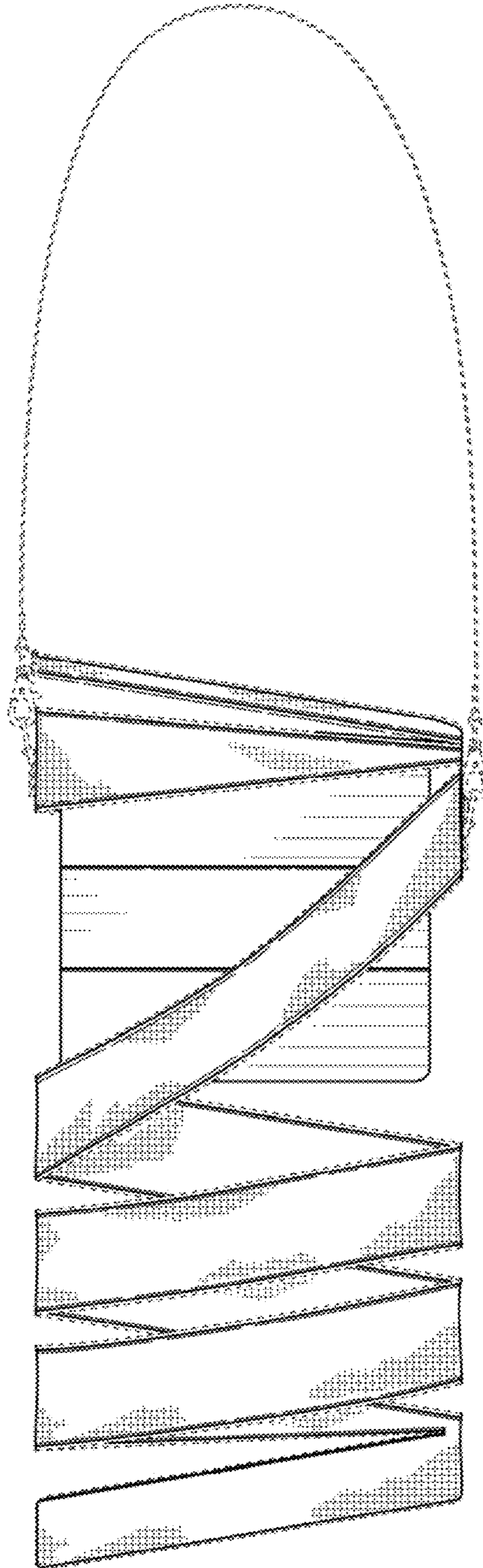


FIG. 10

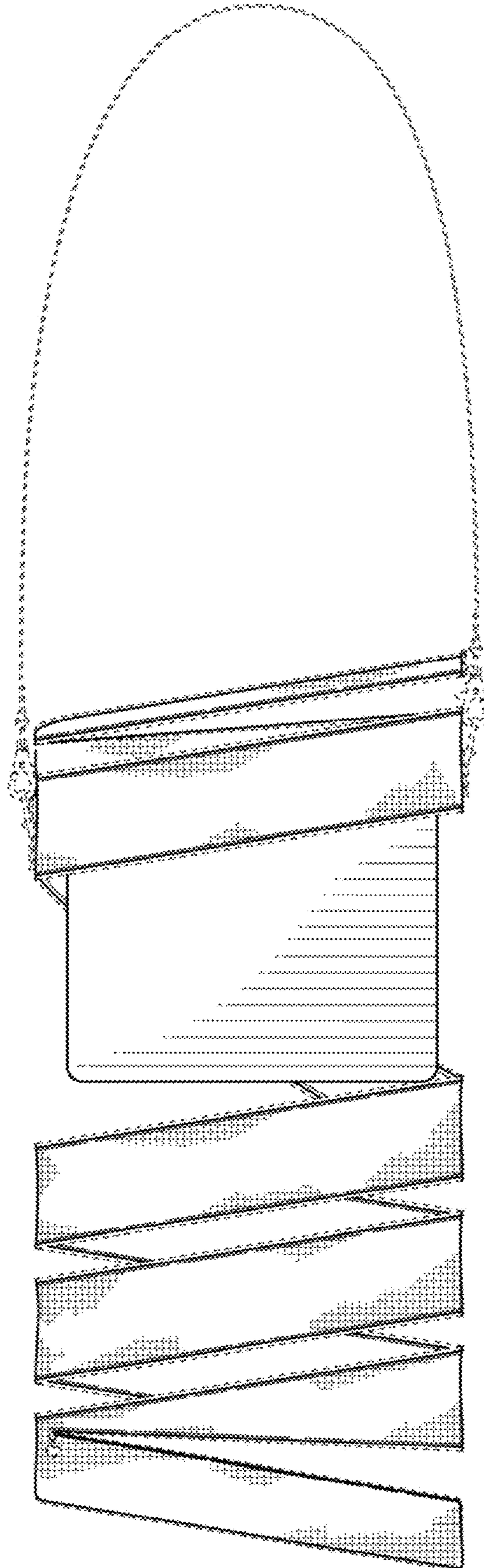


FIG. 11






FIG. 12



FIG. 13





FIG. 14



FIG. 15



FIG. 16



FIG. 17



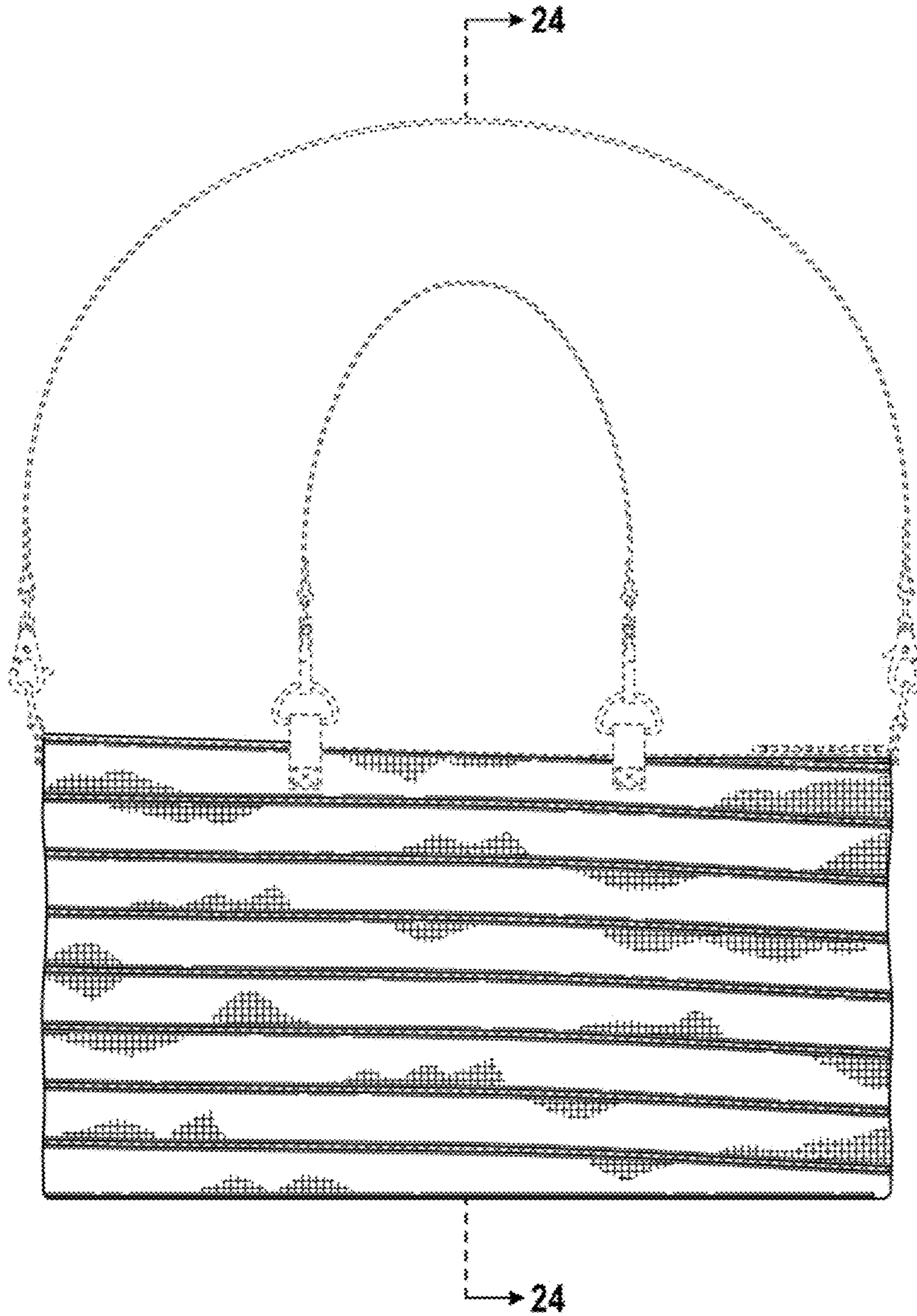


FIG. 18

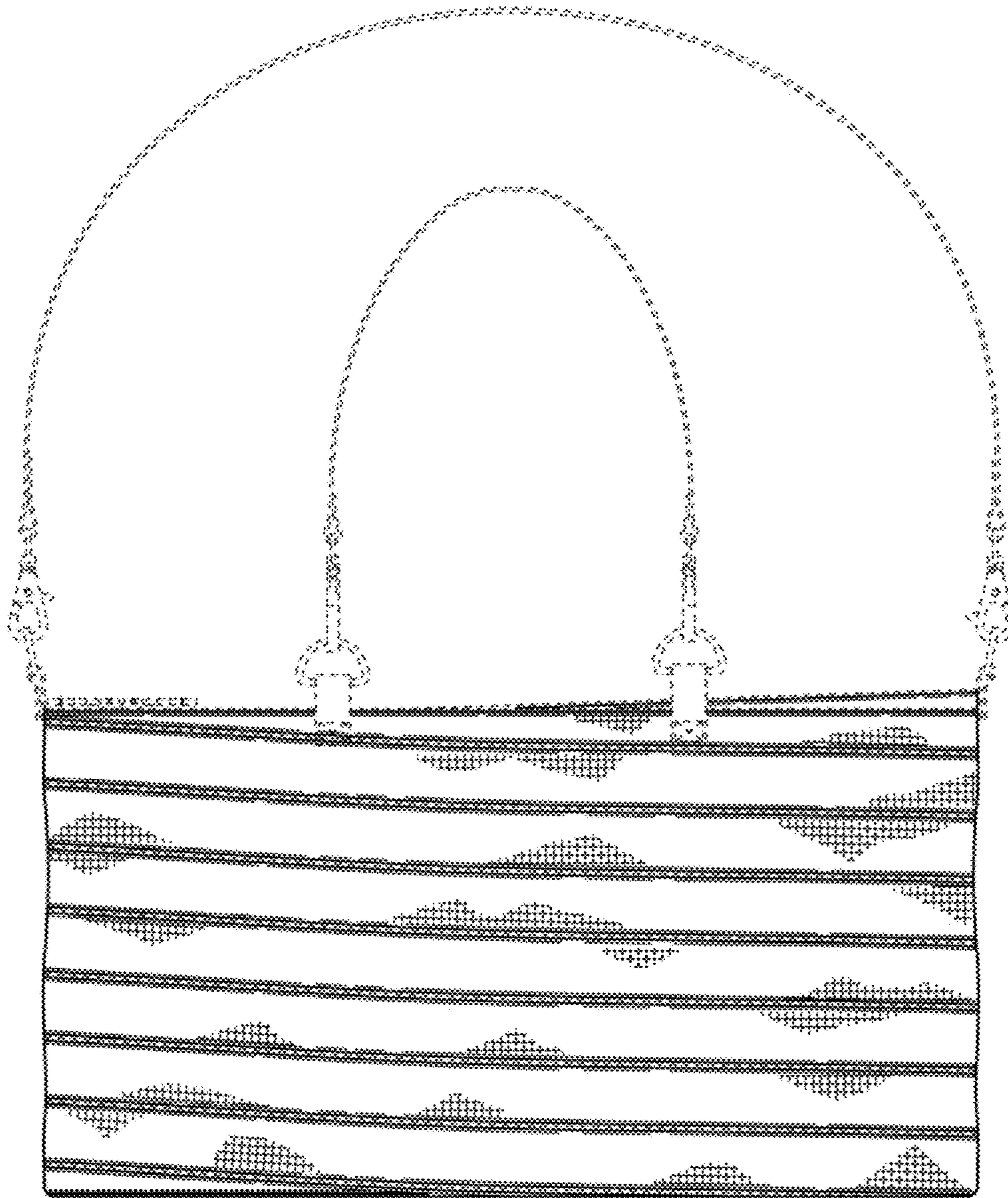


FIG. 19






FIG. 20




FIG. 21




FIG. 22

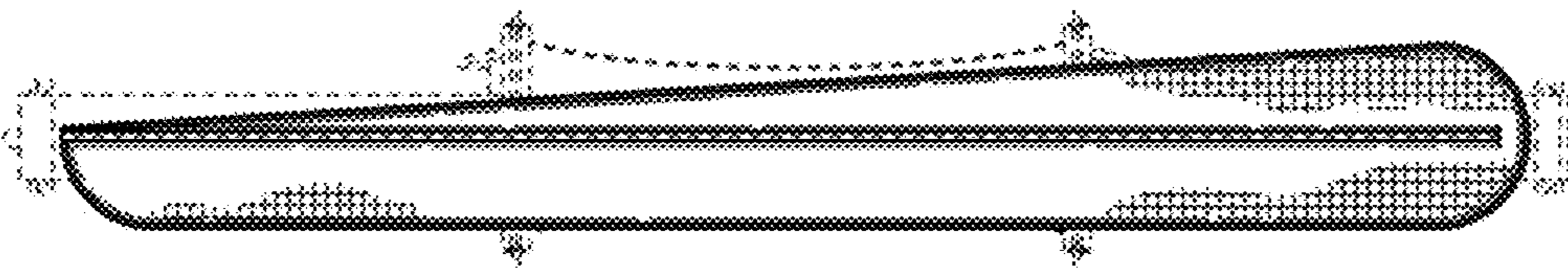


FIG. 23




FIG. 24

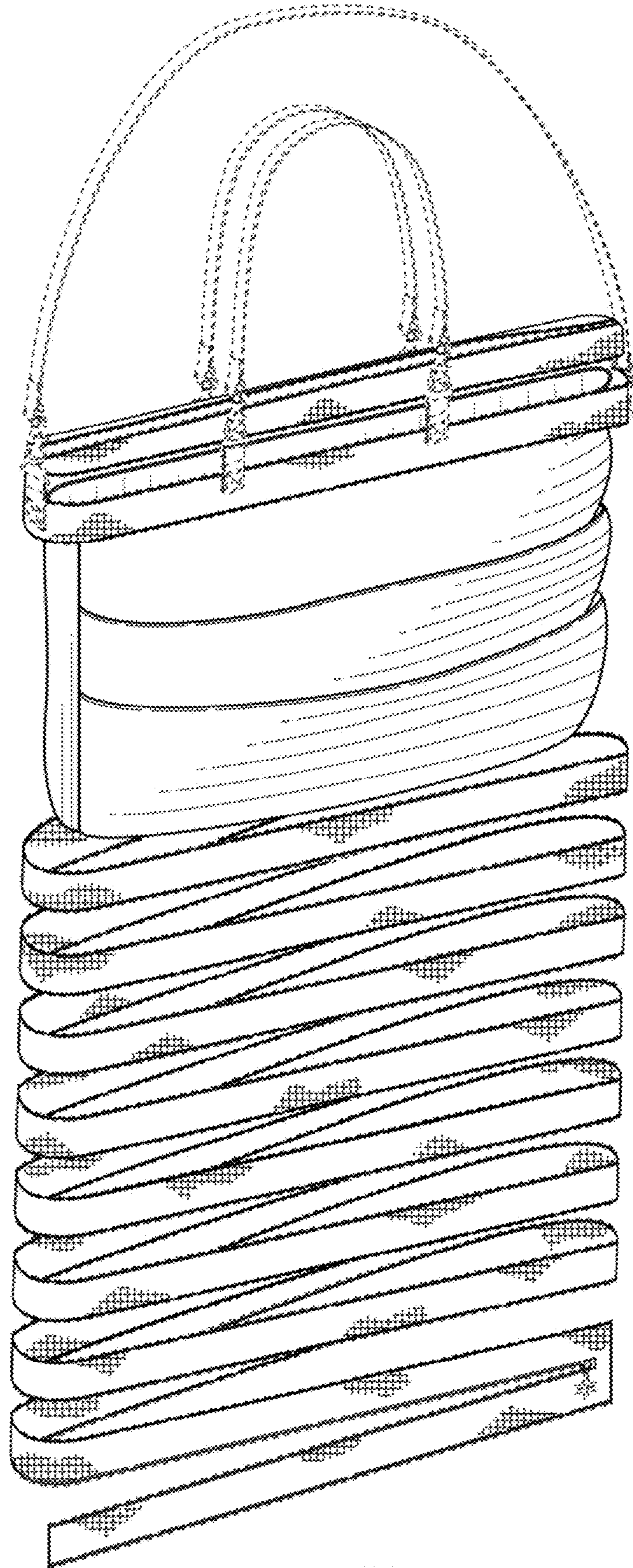


FIG. 25



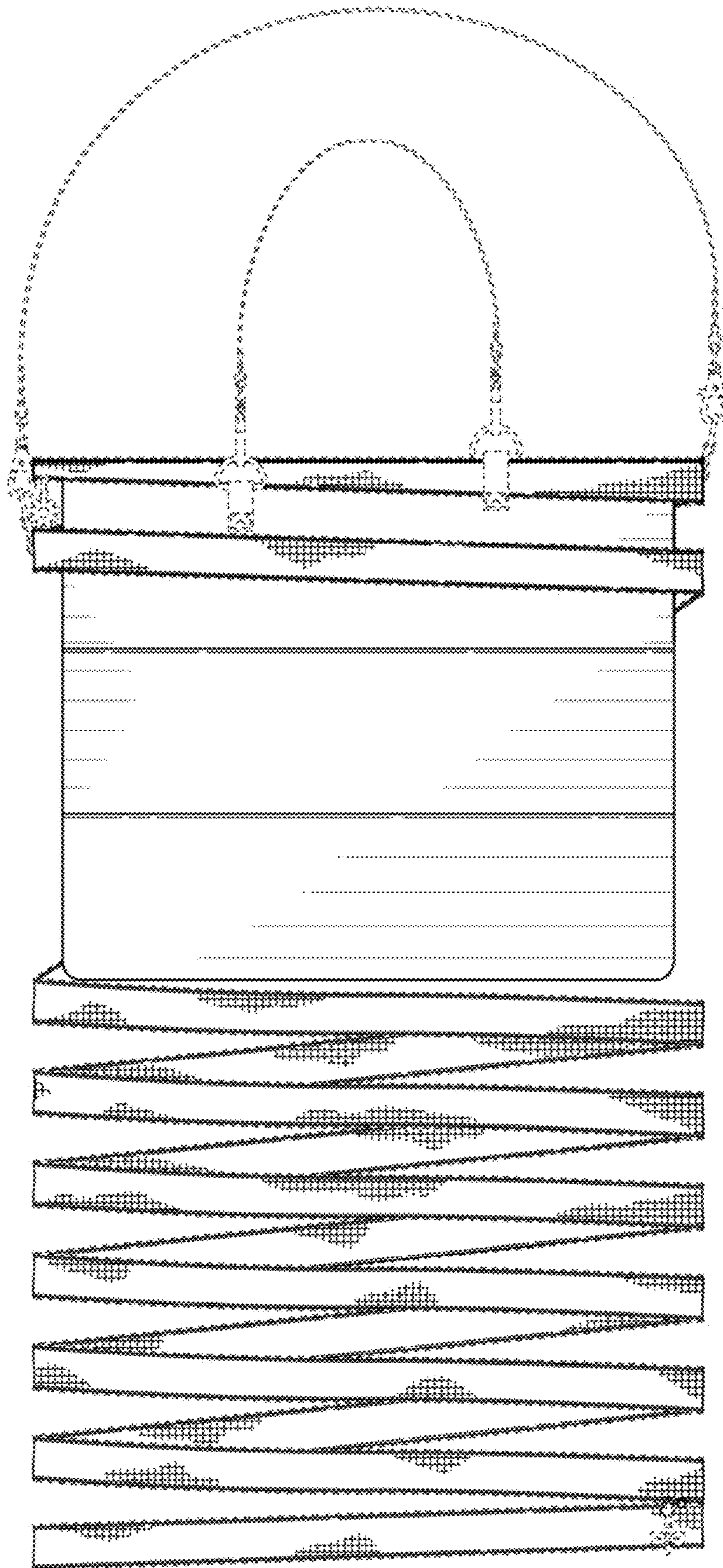


FIG. 26

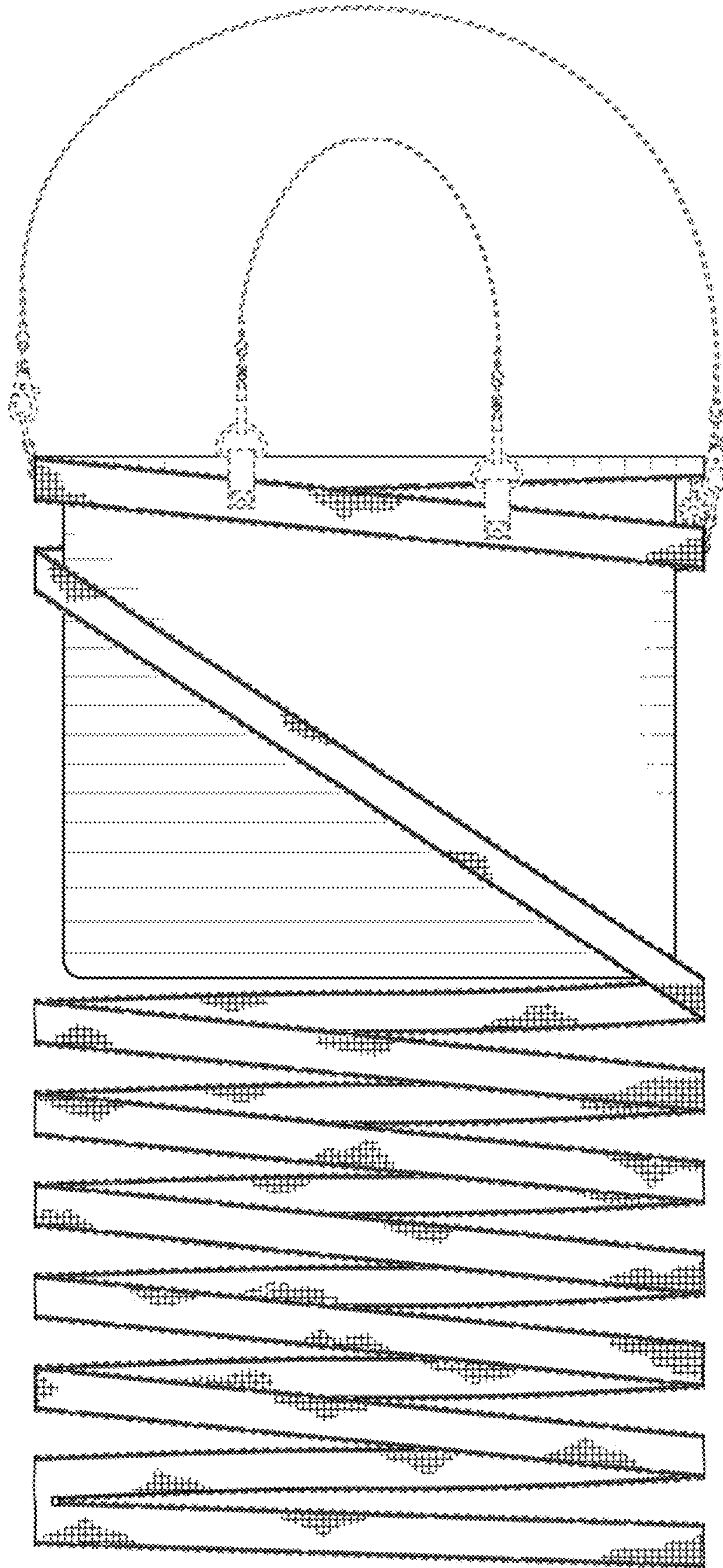


FIG. 27



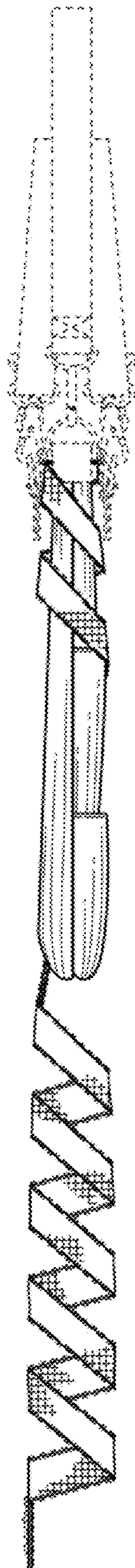


FIG. 28

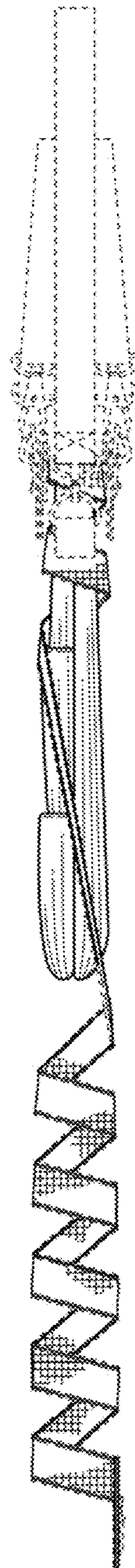


FIG. 29




FIG. 30



FIG. 31

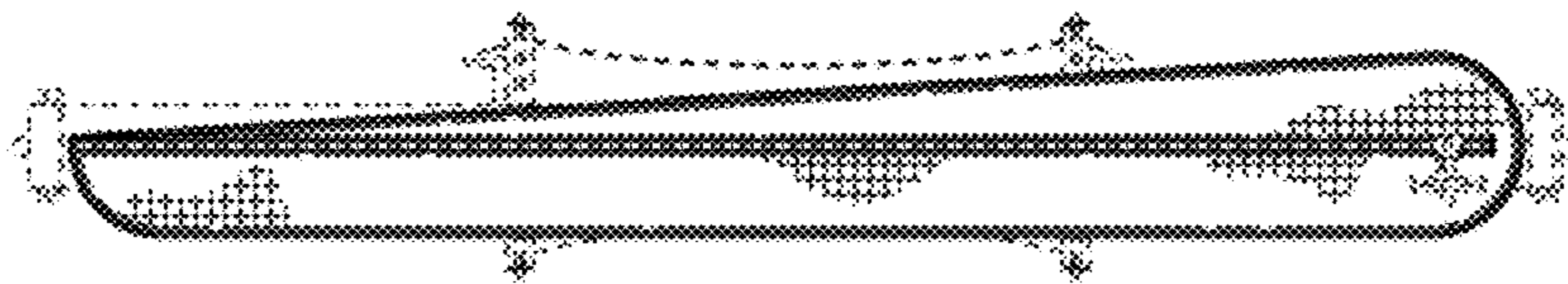


FIG. 32