



US00D874814S

(12) **United States Design Patent** (10) **Patent No.:** **US D874,814 S**  
**Howe** (45) **Date of Patent:** **\*\* Feb. 11, 2020**

- (54) **SOLE STRUCTURE**
- (71) Applicant: **Under Armour, Inc.**, Baltimore, MD (US)
- (72) Inventor: **Justin Howe**, Baltimore, MD (US)
- (73) Assignee: **UNDER ARMOUR, INC.**, Baltimore, MD (US)
- (\*\*) Term: **15 Years**
- (21) Appl. No.: **29/699,234**
- (22) Filed: **Jul. 24, 2019**

D725,357 S *	3/2015	Miner .....	D2/947
D740,004 S *	10/2015	Hoellmueller .....	D2/947
D741,583 S *	10/2015	Miner .....	D2/947
D754,956 S *	5/2016	McCourt .....	D2/947
D756,085 S *	5/2016	Spring .....	D2/947
D764,786 S *	8/2016	Nascimento .....	D2/977
D773,161 S *	12/2016	Teteriatnikov .....	D2/947
D781,543 S *	3/2017	Raysse .....	D2/947
D858,050 S *	9/2019	Reyes .....	D2/947
2010/0287792 A1	11/2010	Hide	

\* cited by examiner

*Primary Examiner* — Rashida C. Walshon  
(74) *Attorney, Agent, or Firm* — Edell, Shapiro & Finnan, LLC

**Related U.S. Application Data**

- (63) Continuation of application No. 29/626,229, filed on Nov. 15, 2017, now Pat. No. Des. 857,359.
- (51) **LOC (12) Cl.** ..... **02-04**
- (52) **U.S. Cl.**  
USPC ..... **D2/977**; D2/947
- (58) **Field of Classification Search**  
USPC ..... D2/896–900, 909–912, 947–957, 960, D2/961, 970, 972, 977  
CPC ..... A43B 17/00; A43B 15/00; A43B 5/00; A43B 13/00–14; A43B 13/41–43  
See application file for complete search history.

(57) **CLAIM**

The ornamental design for a sole structure, as shown and described.

**DESCRIPTION**

FIG. 1 is a rear and lateral side view in perspective of a sole structure showing my new design; FIG. 2 is a lateral side view thereof; FIG. 3 is a medial side view thereof; FIG. 4 is a top view thereof; FIG. 5 is a bottom view thereof; FIG. 6 is a front view thereof; and, FIG. 7 is a rear view thereof.


The sole structure illustrated is a first embodiment showing a right-footed form of the sole structure. A second embodiment is for the left-footed form of the sole structure, which is a mirror image of the right-footed form, is not illustrated. The crosshatched/shaded areas of the figures represent a contrast in appearance and do not represent any particular color, material, texture, or finish. For example, the crosshatched/shaded areas may represent mesh fabric. The broken line illustration in the drawings is not part of the claimed design.

(56) **References Cited**

**U.S. PATENT DOCUMENTS**

D333,907 S	3/1993	Greene	
D348,150 S	6/1994	Lucas	
D501,413 S	2/2005	Starck	
D513,666 S	1/2006	Bertholon	
D520,732 S	5/2006	Mitani et al.	
D540,014 S	4/2007	Turner et al.	
D547,541 S *	7/2007	Schindler .....	D2/977
D554,848 S	11/2007	Marston	
D677,451 S *	3/2013	Amphyon .....	D2/947

**1 Claim, 7 Drawing Sheets**



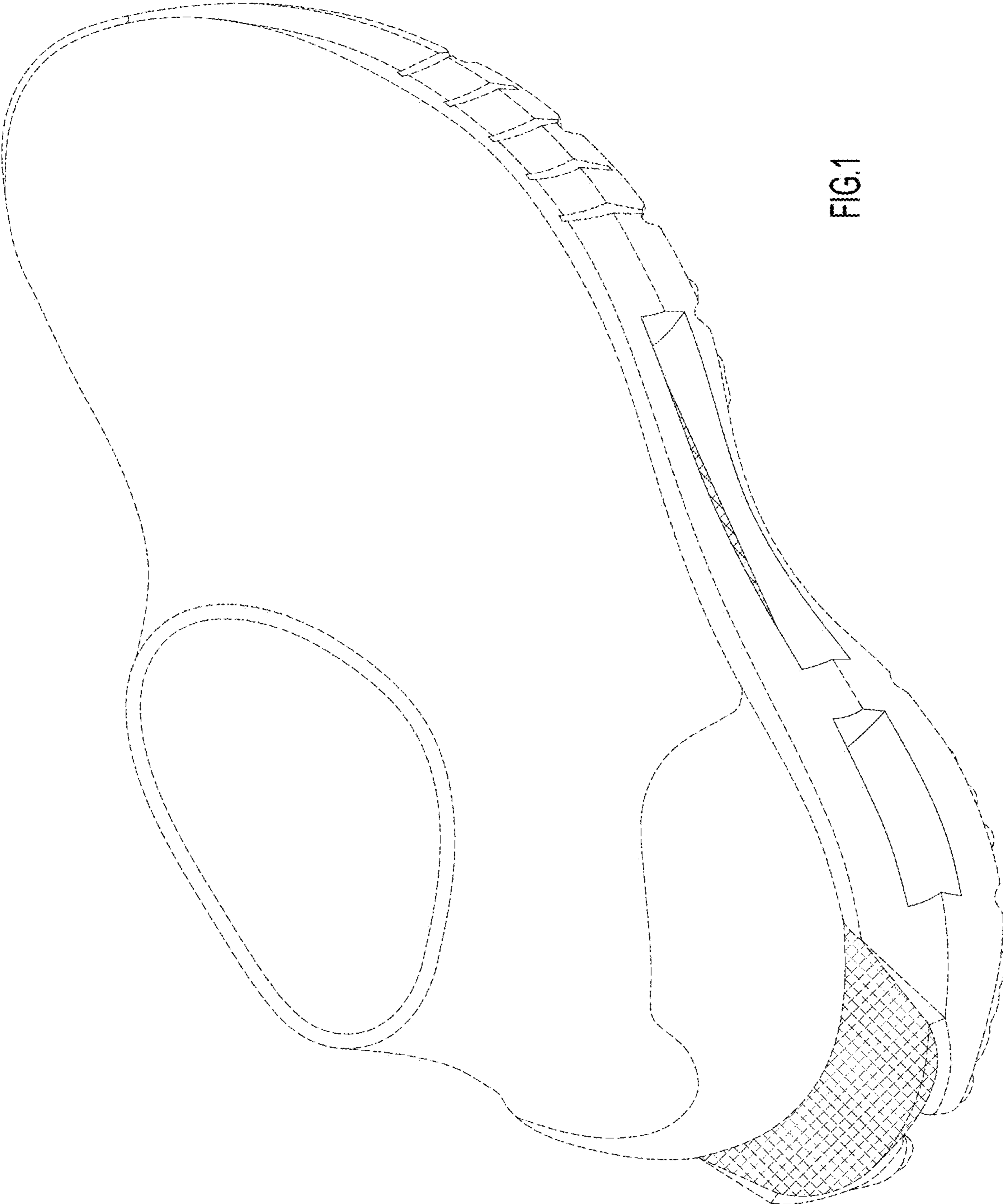


FIG. 1

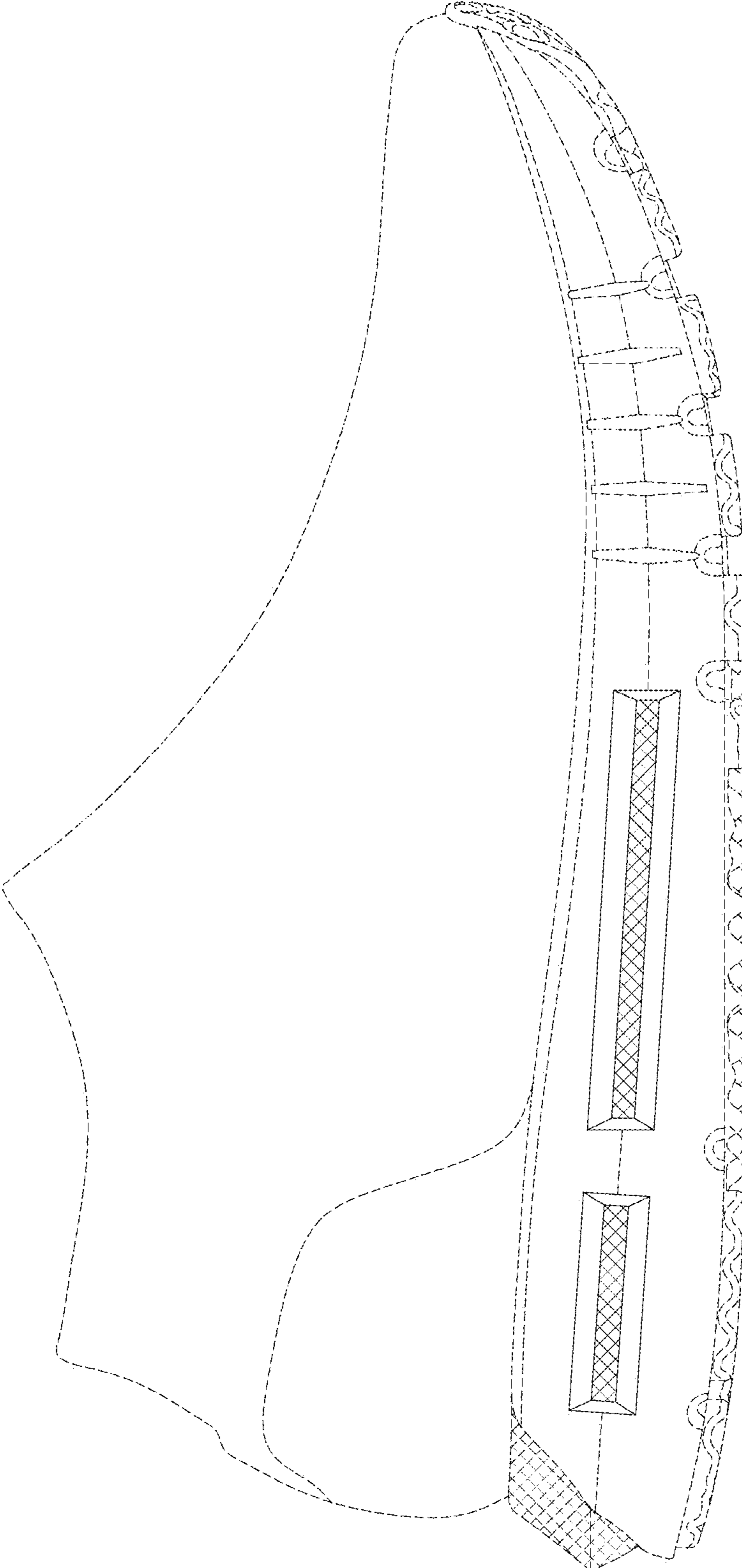


FIG.2

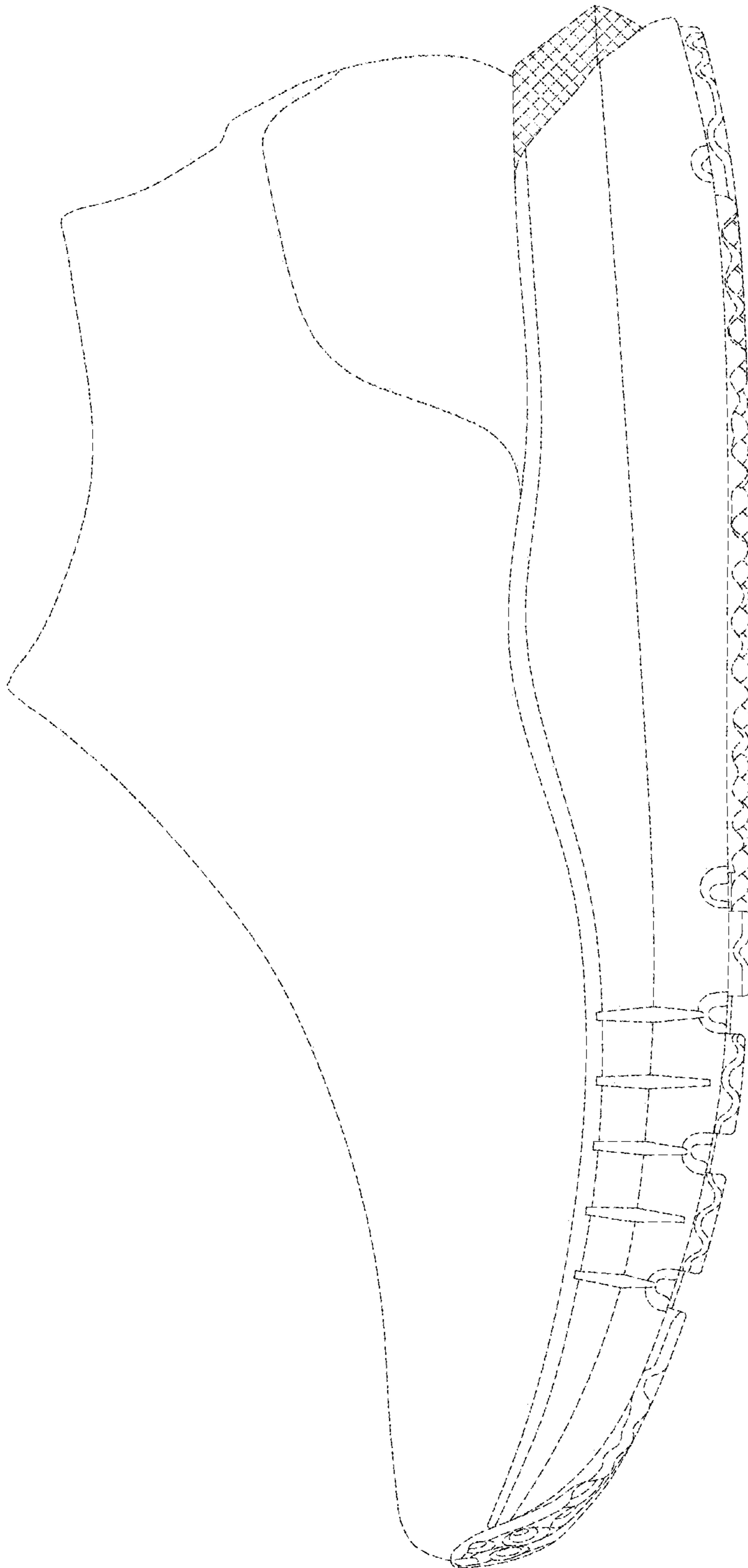


FIG.3

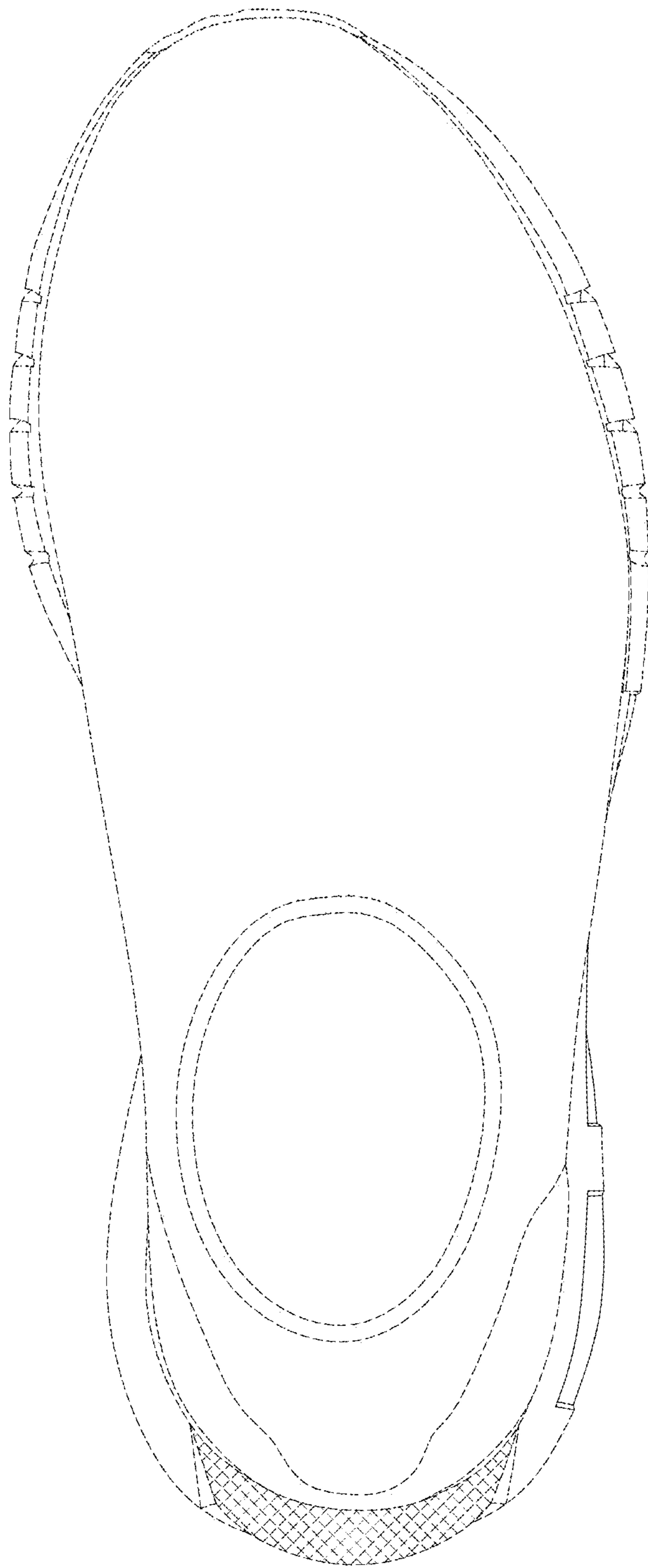


FIG.4

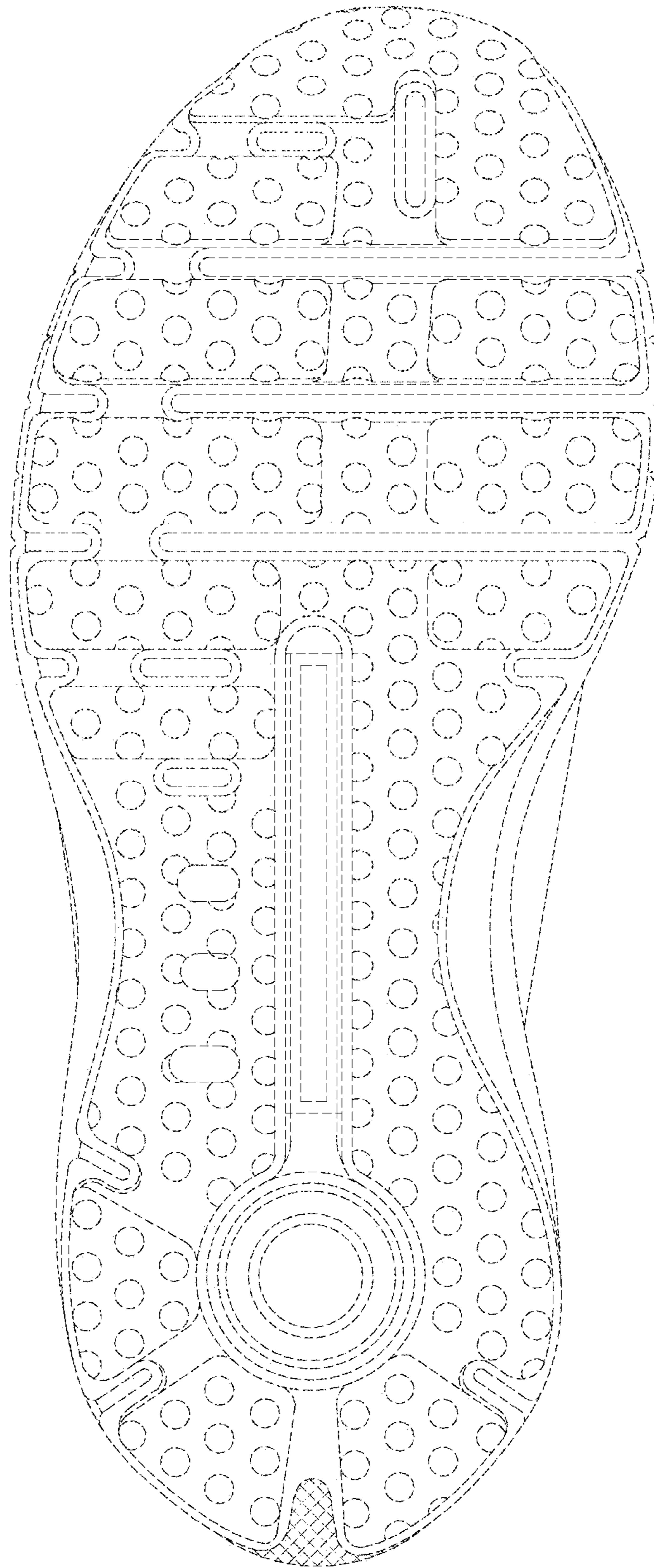


FIG.5

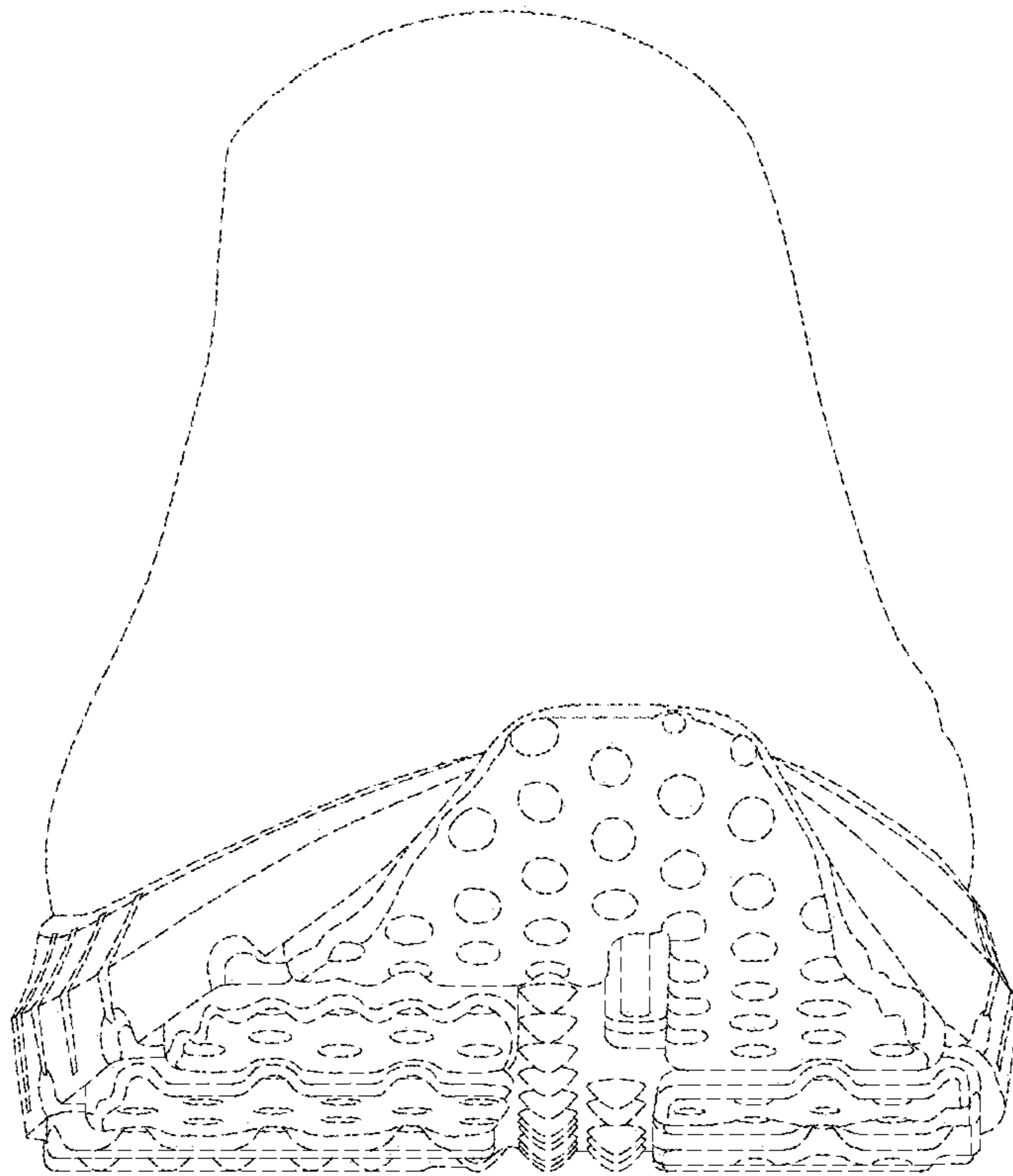


FIG.6

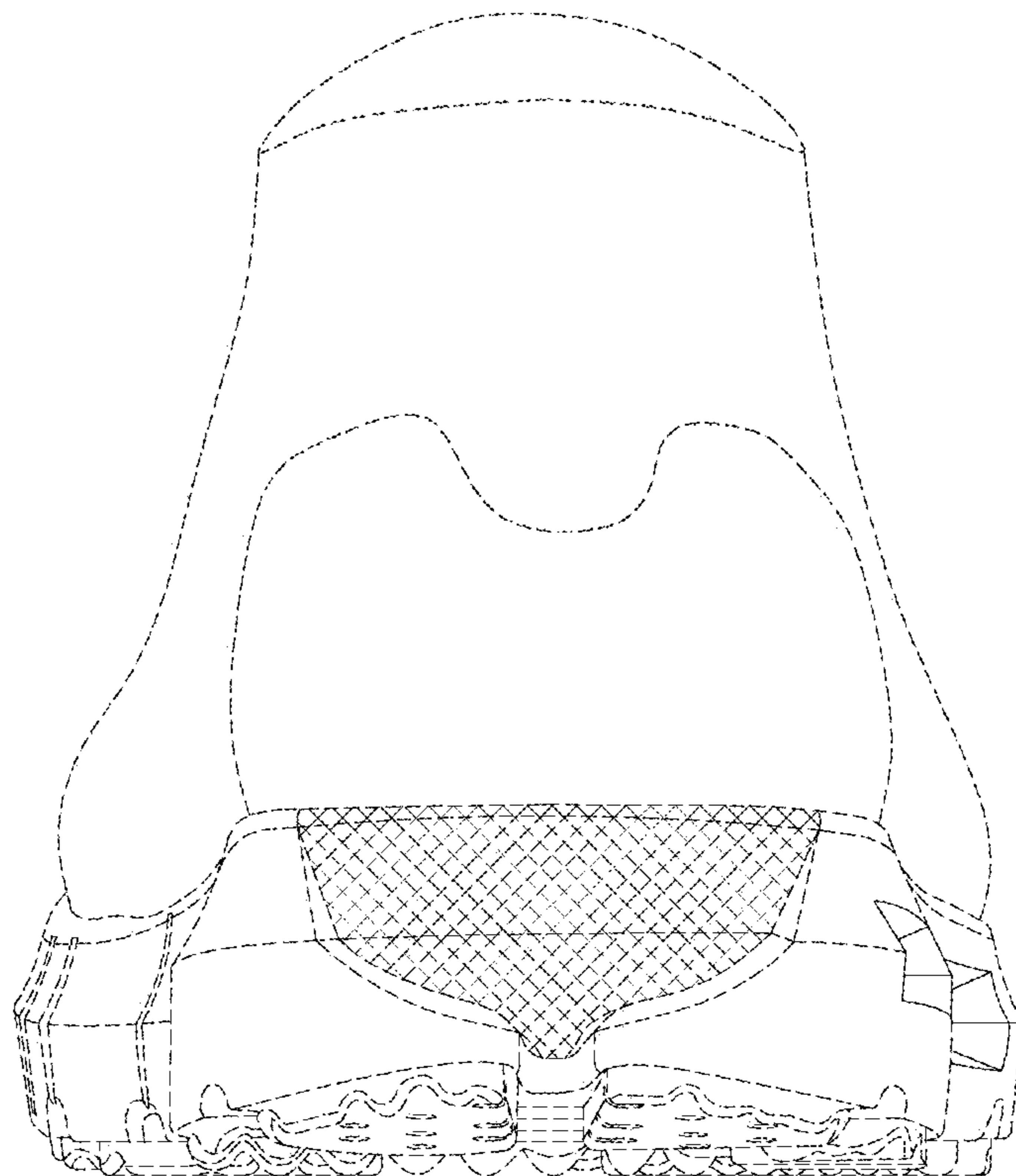


FIG. 7