



US00D874807S

(12) **United States Design Patent** (10) **Patent No.:** **US D874,807 S**  
**Lo** (45) **Date of Patent:** **\*\* Feb. 11, 2020**

(54) **INSOLE**  
(71) Applicant: **Jung-Yuen Lo**, Taipei (TW)  
(72) Inventor: **Jung-Yuen Lo**, Taipei (TW)  
(73) Assignee: **Shui-Mu International Company Ltd.**,  
Taipei (TW)  
(\*\*) Term: **15 Years**  
(21) Appl. No.: **29/674,860**  
(22) Filed: **Dec. 27, 2018**  
(51) **LOC (12) Cl.** ..... **02-04**  
(52) **U.S. Cl.**  
USPC ..... **D2/961**  
(58) **Field of Classification Search**  
USPC ..... D2/953, 957, 958, 959, 960, 968, 946,  
D2/947, 951, 955, 956, 961, 976; 36/83,  
36/88, 91, 92, 93, 94, 95, 96, 97, 98, 136,  
36/25 R, 36 R, 43, 44, 71  
CPC ..... A43B 7/14; A43B 7/1405; A43B 7/141;  
A43B 7/1415; A43B 7/142; A43B  
7/1425; A43B 7/143; A43B 7/1435; A43B  
7/144; A43B 7/1445; A43B 7/146; A43B  
7/1465; A43B 7/1475; A43B 7/148; A43B  
7/1485; A43B 7/149; A43B 7/1495; A43B  
7/16; A43B 7/18; A43B 7/19; A43B 7/22;  
A43B 7/223; A43B 7/226; A43B 7/28;  
A43B 7/30; A43B 7/32; A43B 7/34;  
A43B 7/36; A43B 7/38; A43B 13/383;  
A43B 13/386; A43B 13/39; A43B 13/40;  
A43B 13/42; A43B 17/14  
See application file for complete search history.

(56) **References Cited**  
U.S. PATENT DOCUMENTS  
D29,749 S \* 11/1898 Bunker ..... D2/961  
1,144,291 A \* 6/1915 Boyer ..... A43B 7/144  
36/43

D349,393 S \* 8/1994 Mishan ..... D2/961  
D356,673 S \* 3/1995 Gerhartl ..... D2/961  
D601,786 S \* 10/2009 Avent ..... D2/961  
D646,474 S \* 10/2011 Avent ..... D2/961  
D721,478 S \* 1/2015 Avent ..... D2/961  
D761,543 S \* 7/2016 Granger ..... D2/961  
D762,366 S \* 8/2016 Granger ..... D2/961  
D771,921 S \* 11/2016 Granger ..... D2/961  
D771,922 S \* 11/2016 Granger ..... D2/961  
D821,080 S \* 6/2018 Jones ..... D2/961  
D823,587 S \* 7/2018 Lin ..... D2/961  
D827,270 S \* 9/2018 Yang ..... D2/961  
D827,271 S \* 9/2018 Yang ..... D2/961  
D827,272 S \* 9/2018 Yang ..... D2/961  
2009/0025254 A1 \* 1/2009 Smith ..... A43B 7/141  
36/44  
2014/0230273 A1 \* 8/2014 Evans, Jr. .... A43B 7/146  
36/43

\* cited by examiner

*Primary Examiner* — Elizabeth J Oswecki

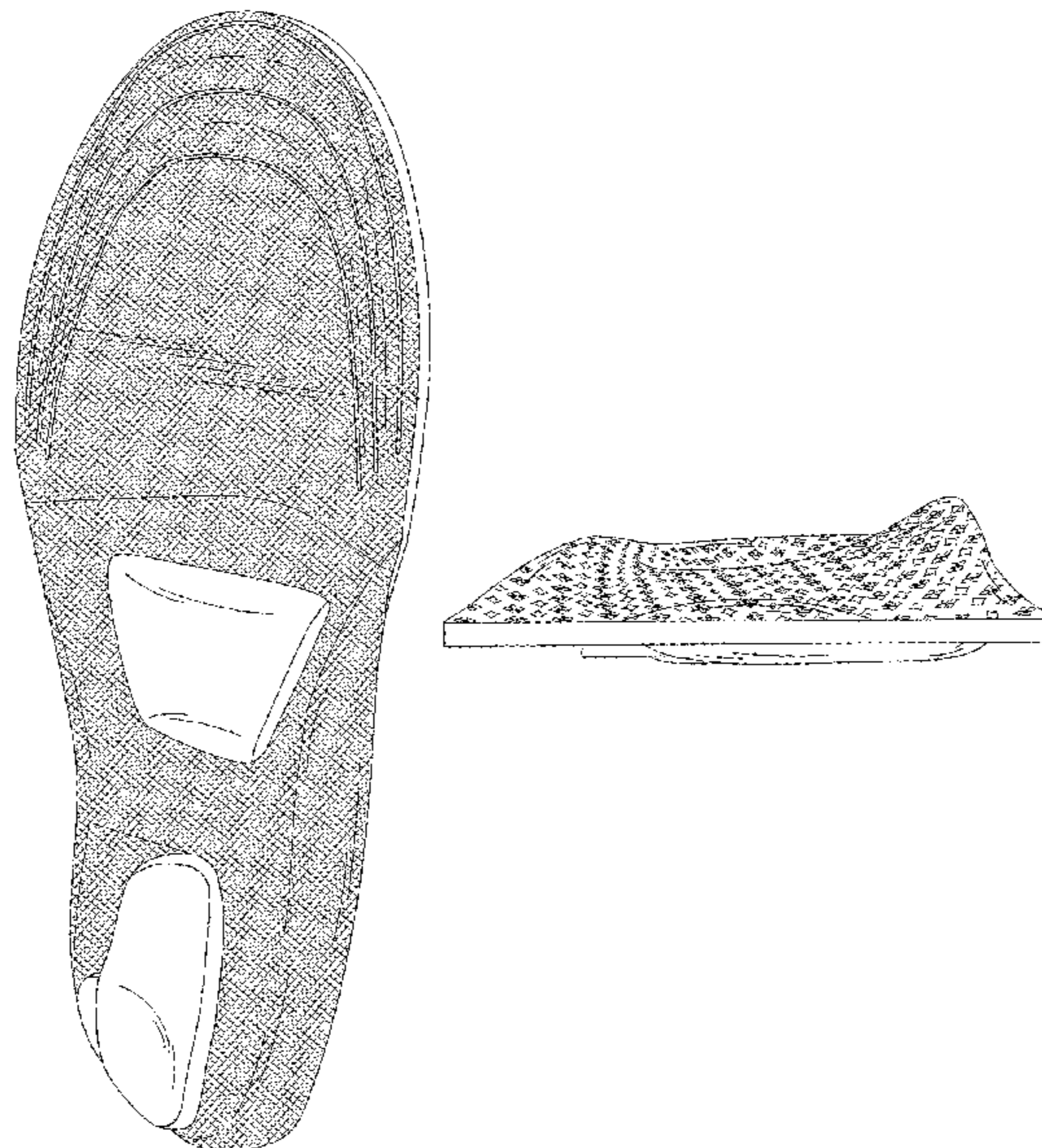
(57) **CLAIM**

The ornamental design for an insole, as shown and described.

**DESCRIPTION**

FIG. 1 is a perspective view of an insole showing my new design;  
FIG. 2 is a front elevational view thereof;  
FIG. 3 is a rear elevational view thereof;  
FIG. 4 is a left side view thereof;  
FIG. 5 is a right side view thereof;  
FIG. 6 is a top plan view thereof; and,  
FIG. 7 is a bottom plan view thereof.  
The broken lines shown on the insole represent thread stitching.

**1 Claim, 5 Drawing Sheets**





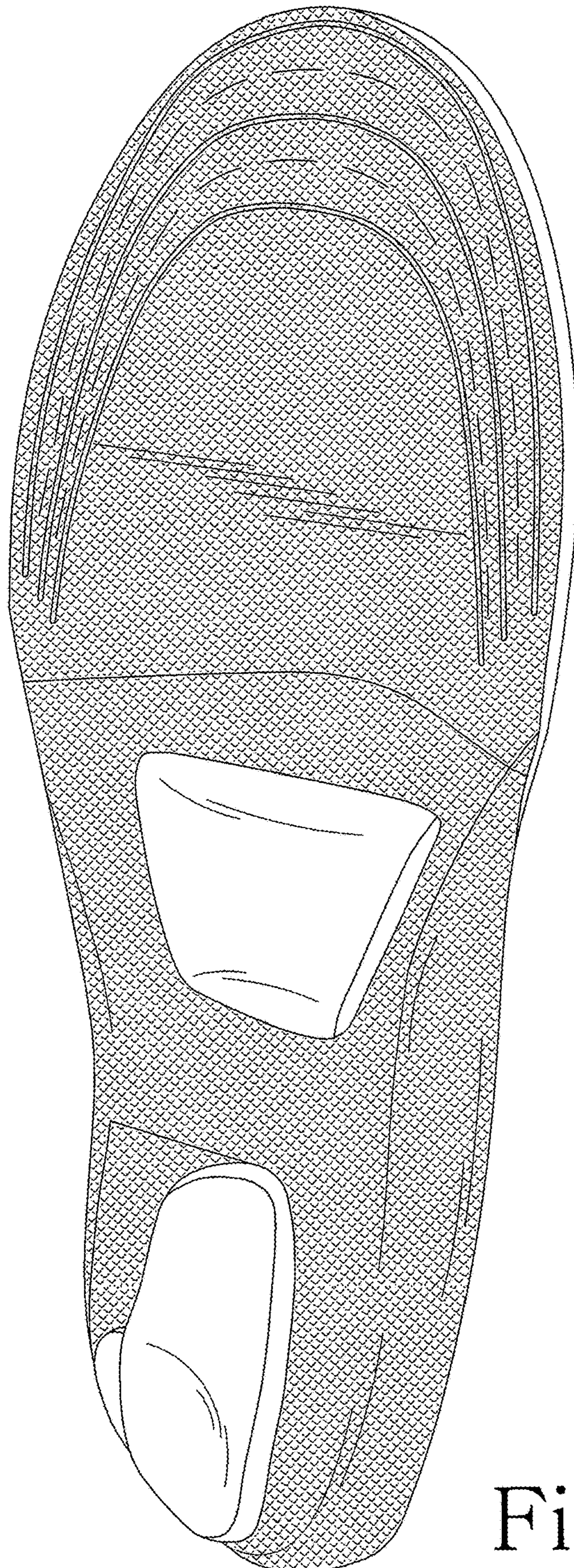


Fig. 1



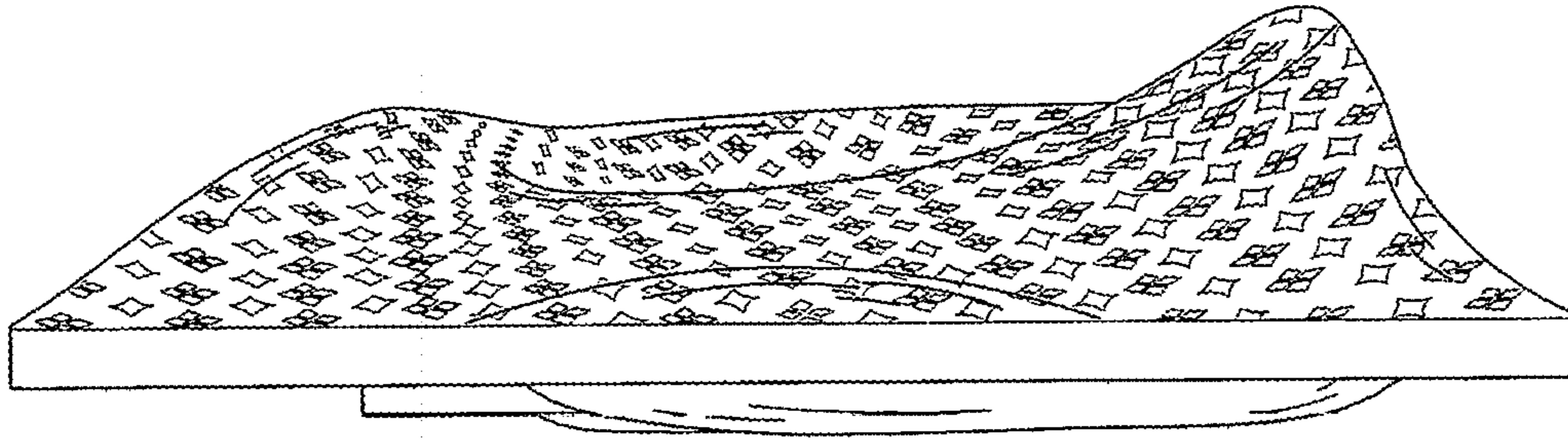


Fig. 2

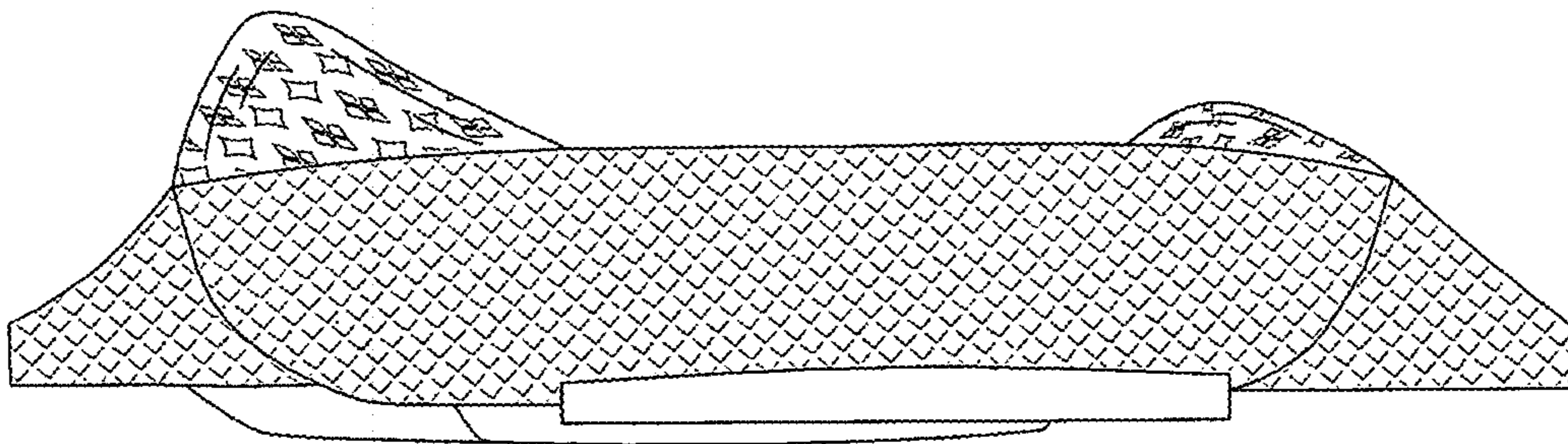


Fig. 3

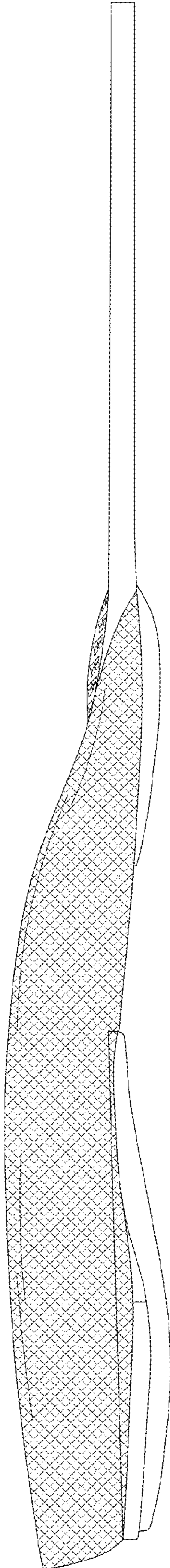


Fig. 4

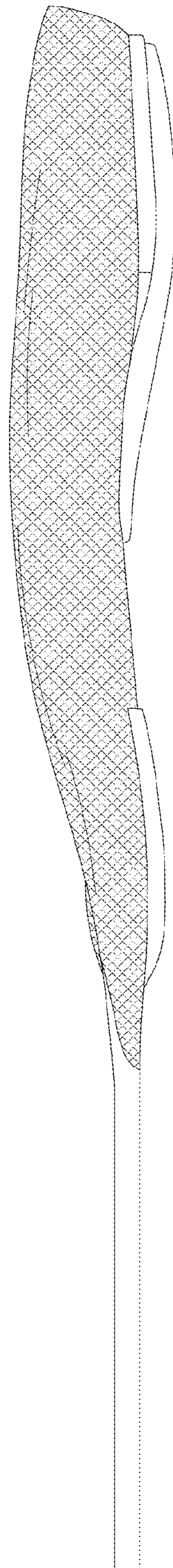


Fig. 5



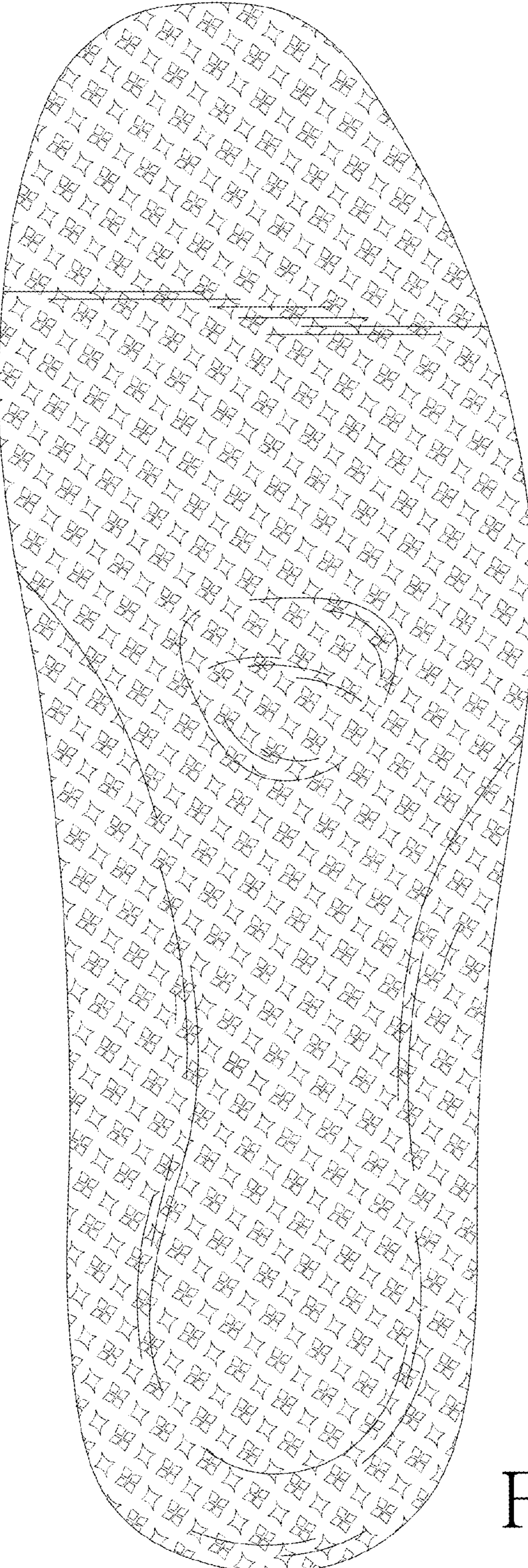


Fig.6



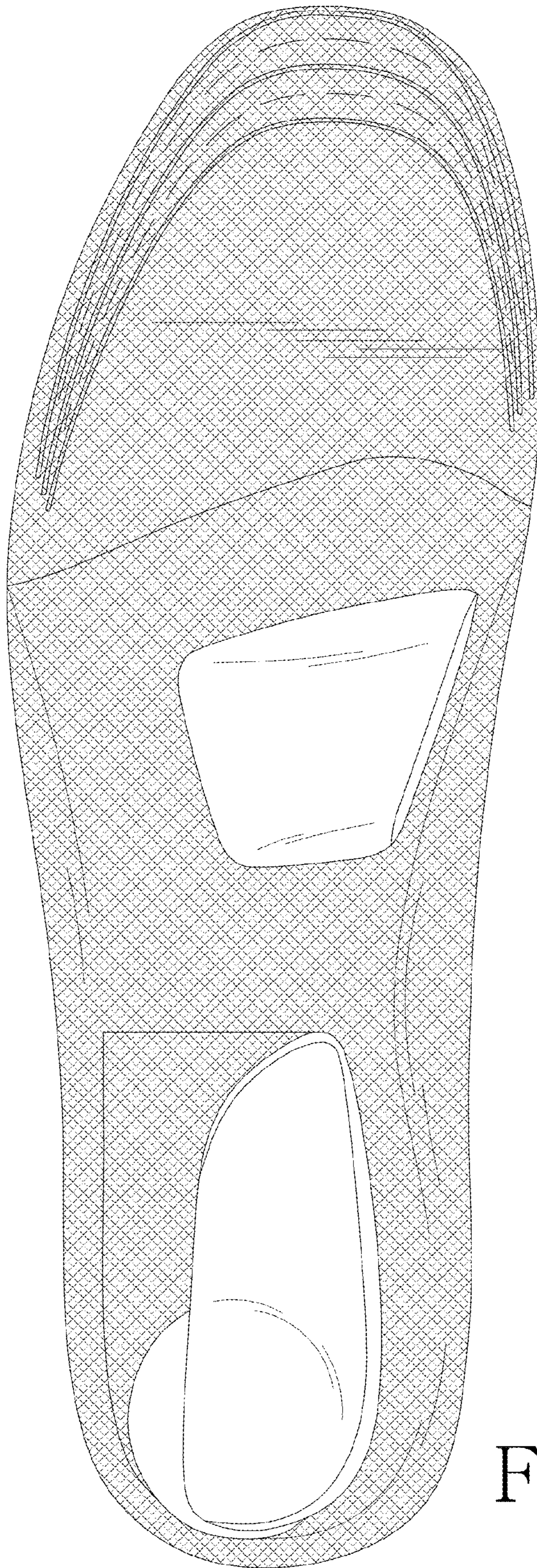


Fig. 7