



US00D874805S

(12) **United States Design Patent** (10) **Patent No.:** **US D874,805 S**  
**Fromholtz et al.** (45) **Date of Patent:** **\*\* Feb. 11, 2020**

- (54) **PORTION OF AN INSOLE**
- (71) Applicant: **Scholl's Wellness Company**, Boston, MA (US)
- (72) Inventors: **Alexander Fromholtz**, Leonia, NJ (US); **Daniel L. Miranda**, Basking Ridge, NJ (US); **Andrew Anthony Markle**, Jersey City, NJ (US); **Alexandra Azzi**, Brooklyn, NY (US)
- (73) Assignee: **Scholl's Wellness Company LLC**, Boston, MA (US)
- (\*\*) Term: **15 Years**
- (21) Appl. No.: **29/653,337**
- (22) Filed: **Jun. 14, 2018**
- (51) **LOC (12) Cl.** ..... **02-04**
- (52) **U.S. Cl.**  
USPC ..... **D2/961**
- (58) **Field of Classification Search**  
USPC ..... D2/896, 946, 947, 951, 953, 954, 955, D2/956, 961, 959, 960  
CPC ..... A43B 13/00; A43B 13/02; A43B 13/04; A43B 13/14; A43B 13/141; A43B 13/18; A43B 13/181; A43B 13/32; A43B 13/38; A43B 13/40; A43B 17/00; A43B 17/003; A43B 17/14; A43B 19/00  
See application file for complete search history.

- 6,898,871 B2 \* 5/2005 Herman ..... A43B 7/146 36/141
- D513,662 S \* 1/2006 Bayly ..... D2/961
- 7,159,342 B2 \* 1/2007 Grisoni ..... A43B 7/1425 36/180
- D601,786 S \* 10/2009 Avent ..... D2/961
- D617,087 S \* 6/2010 Avent ..... D2/961
- D628,371 S \* 12/2010 Yang ..... D2/961
- D646,474 S \* 10/2011 Avent ..... D2/961
- D693,554 S \* 11/2013 Philipp ..... D2/961

(Continued)

*Primary Examiner* — Elizabeth J Oswecki  
(74) *Attorney, Agent, or Firm* — Lowenstein Sandler LLP

(57) **CLAIM**

The ornamental design for a portion of an insole, as shown and described.

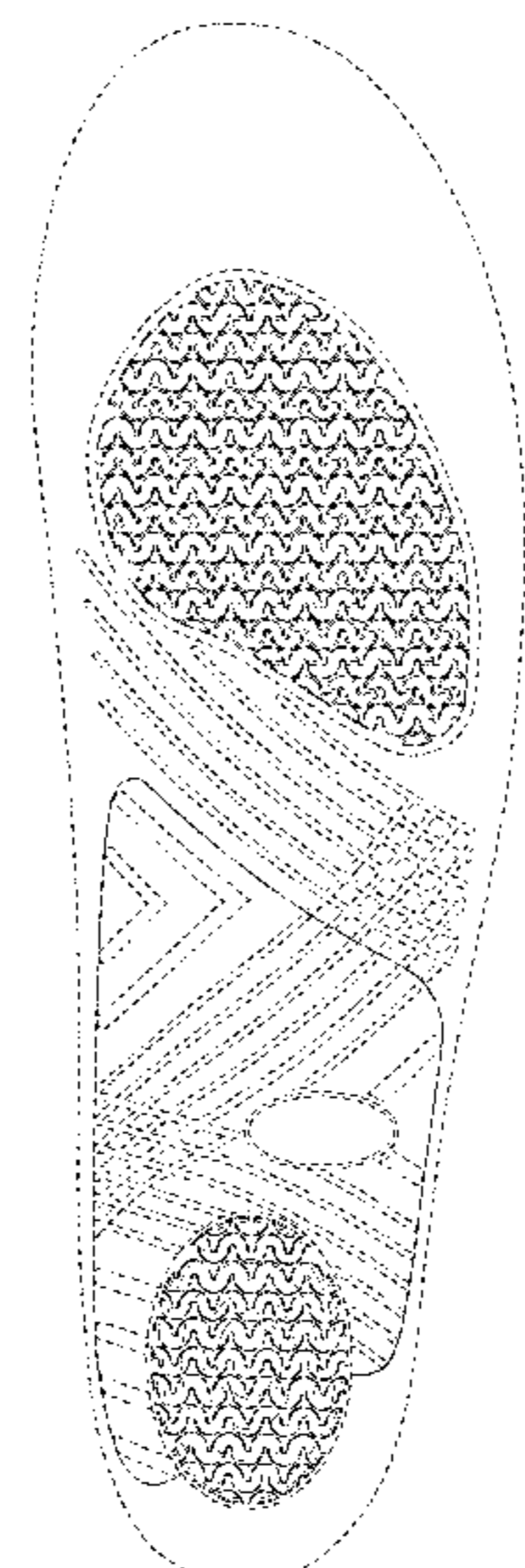
**DESCRIPTION**

FIG. 1 is a perspective view of a portion of an insole showing our new design;  
 FIG. 2 is an enlarged perspective view of an encircled portion, FIG. 2 in FIG. 1;  
 FIG. 3 is an enlarged cross sectional view taken along line 3-3 in FIG. 1;  
 FIG. 4 is an enlarged perspective view of an encircled portion, FIG. 4 in FIG. 1;  
 FIG. 5 is an enlarged cross sectional view taken along line 5-5 in FIG. 1;  
 FIG. 6 is an enlarged cross sectional view taken along line 6-6 in FIG. 1;  
 FIG. 7 is a bottom view of FIG. 1;  
 FIG. 8 is a side view thereof;  
 FIG. 9 is an opposite side view thereof;  
 FIG. 10 is a front view thereof; and,  
 FIG. 11 is a rear view thereof.

The dash-dot lines in the drawings represent the bounds of the claimed design.  
 The dash-dash lines in the drawings illustrate portions of an insole that form no part of the claimed design.

**1 Claim, 7 Drawing Sheets**

- (56) **References Cited**  
U.S. PATENT DOCUMENTS
- D389,996 S \* 2/1998 Sessa ..... D2/961
- D456,125 S \* 4/2002 Grisoni ..... D2/961
- D456,126 S \* 4/2002 Grisoni ..... D2/961
- D456,127 S \* 4/2002 Grisoni ..... D2/961
- D474,004 S \* 5/2003 Kuerbis ..... D2/951
- D474,005 S \* 5/2003 Kuerbis ..... D2/951
- D475,510 S \* 6/2003 Reynolds ..... D2/946



(56)

**References Cited**

U.S. PATENT DOCUMENTS

D789,060 S \* 6/2017 Guyan ..... D2/961  
D841,967 S \* 3/2019 Haasteren ..... D2/961  
2001/0045028 A1\* 11/2001 Crane ..... A43B 7/1415  
36/44  
2007/0022630 A1\* 2/2007 Lundy, Jr. .... A43B 7/144  
36/28

\* cited by examiner

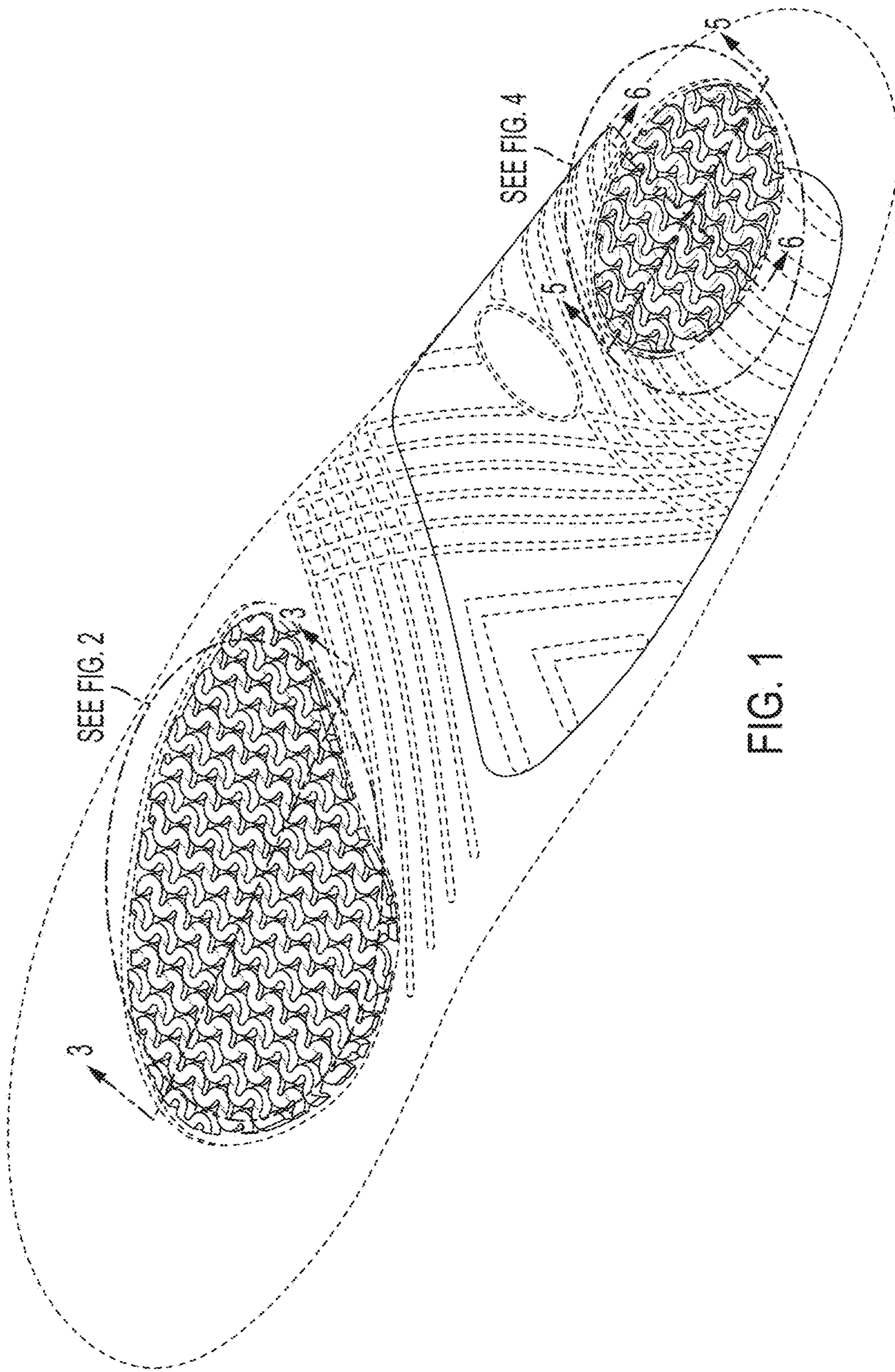


FIG. 1



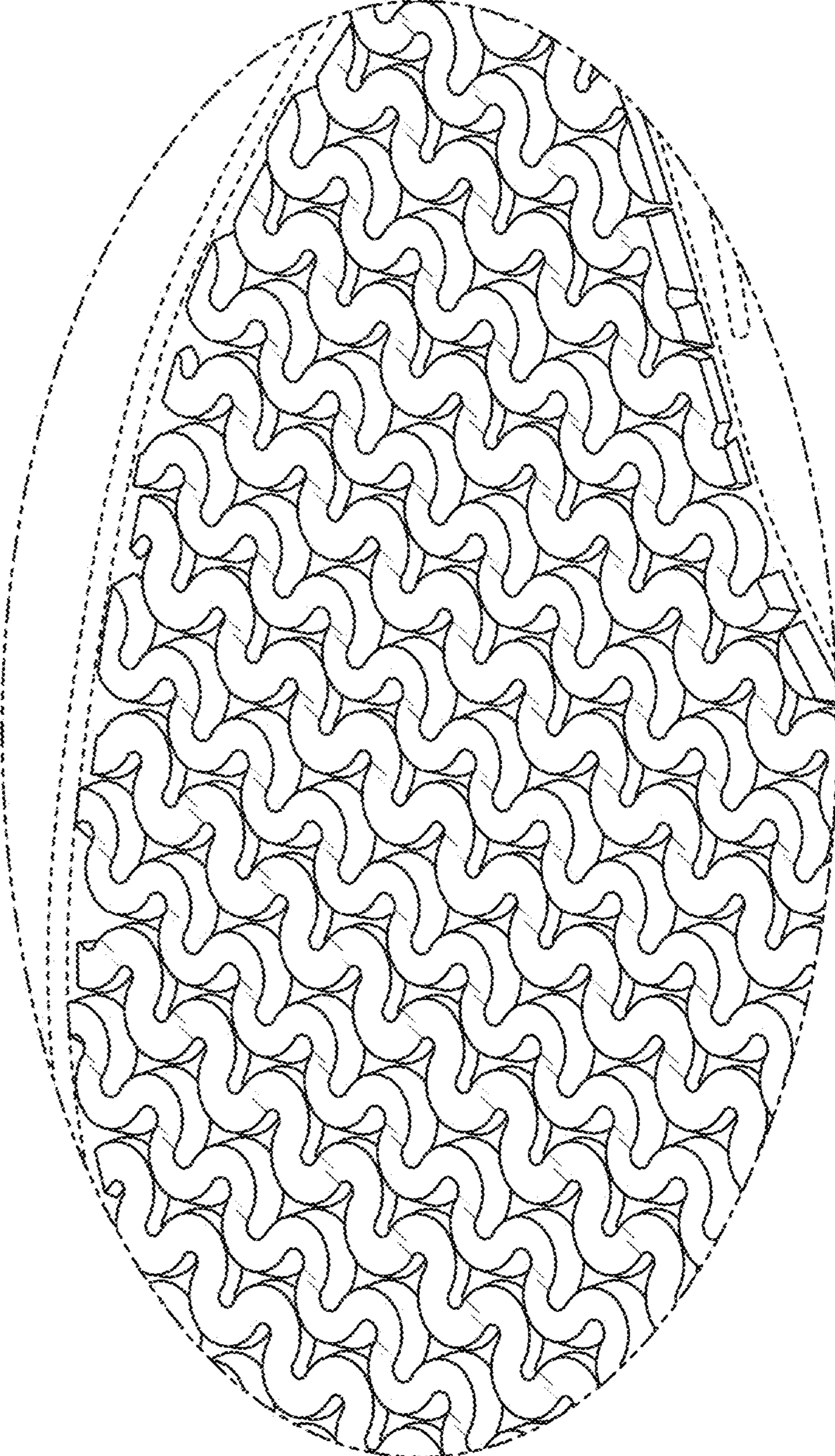


FIG. 2

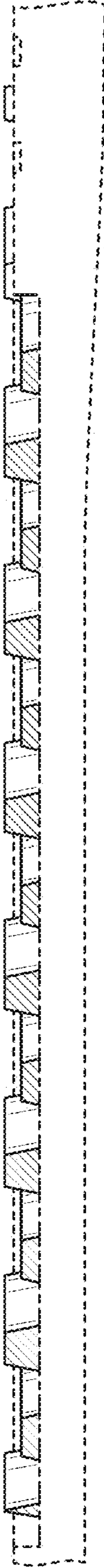


FIG. 3

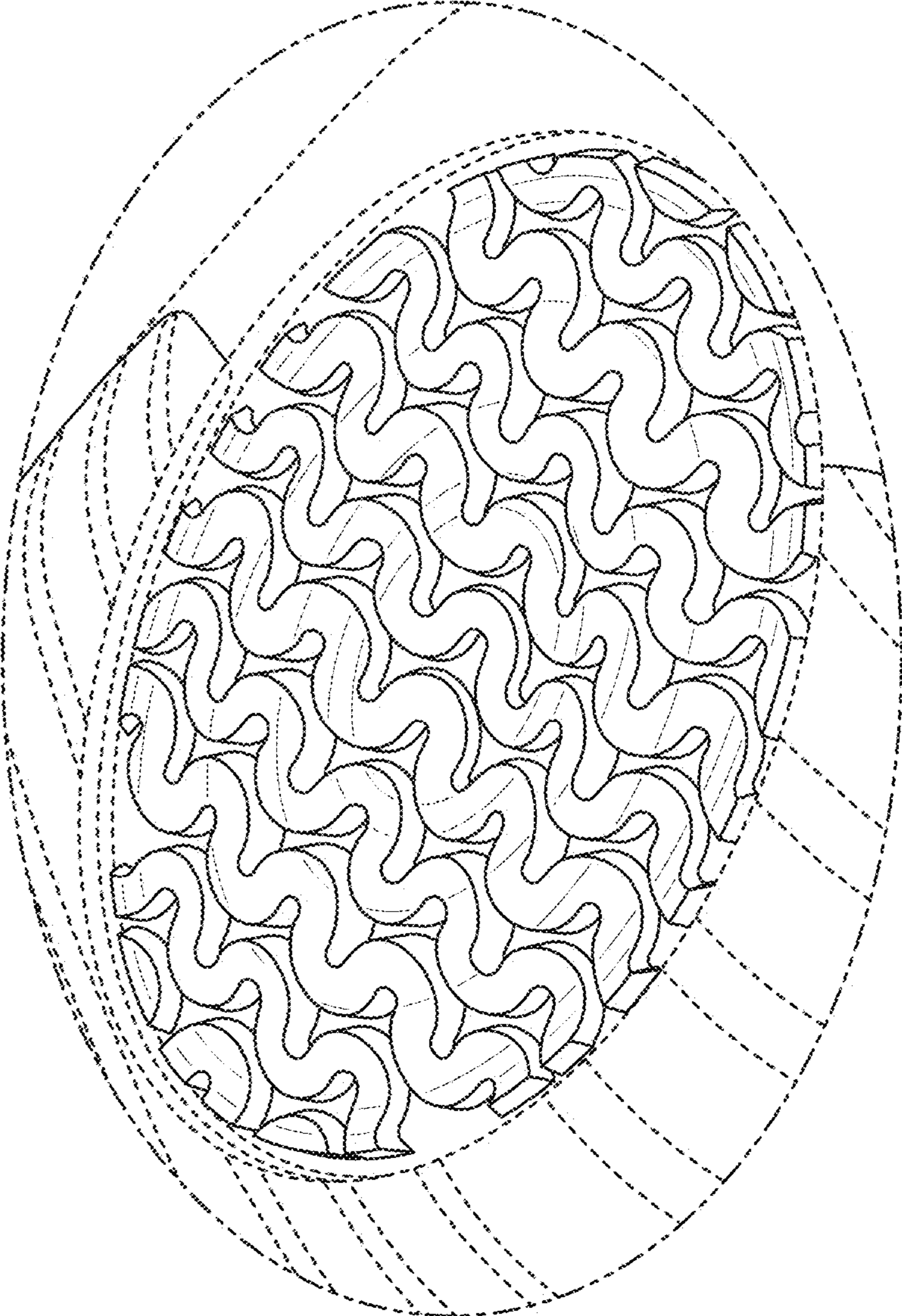


FIG. 4

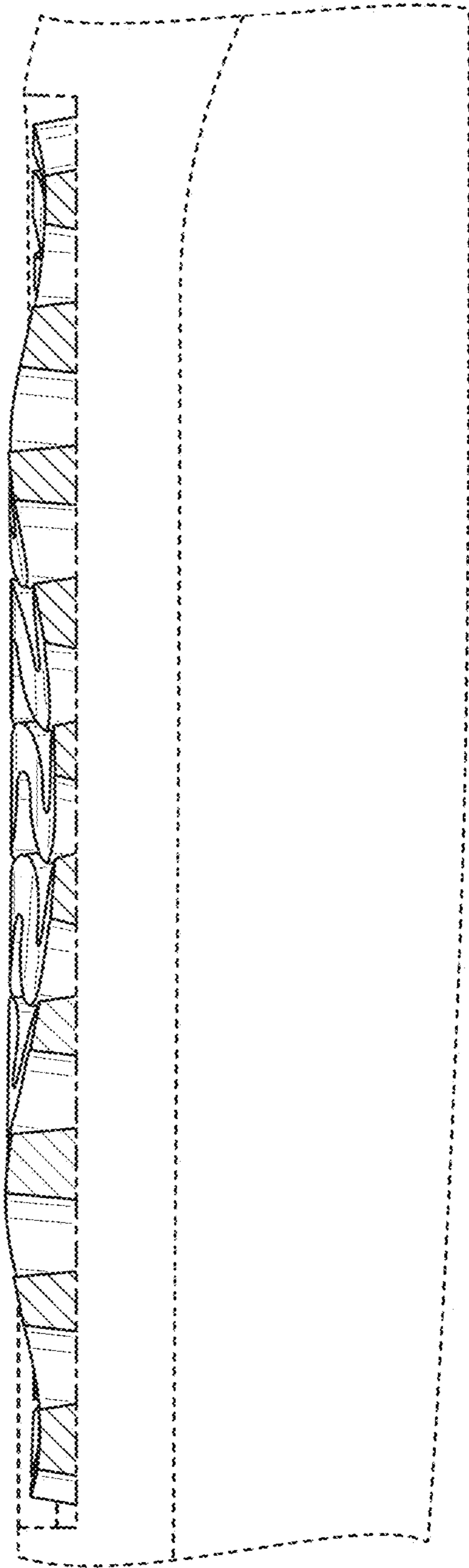


FIG. 5

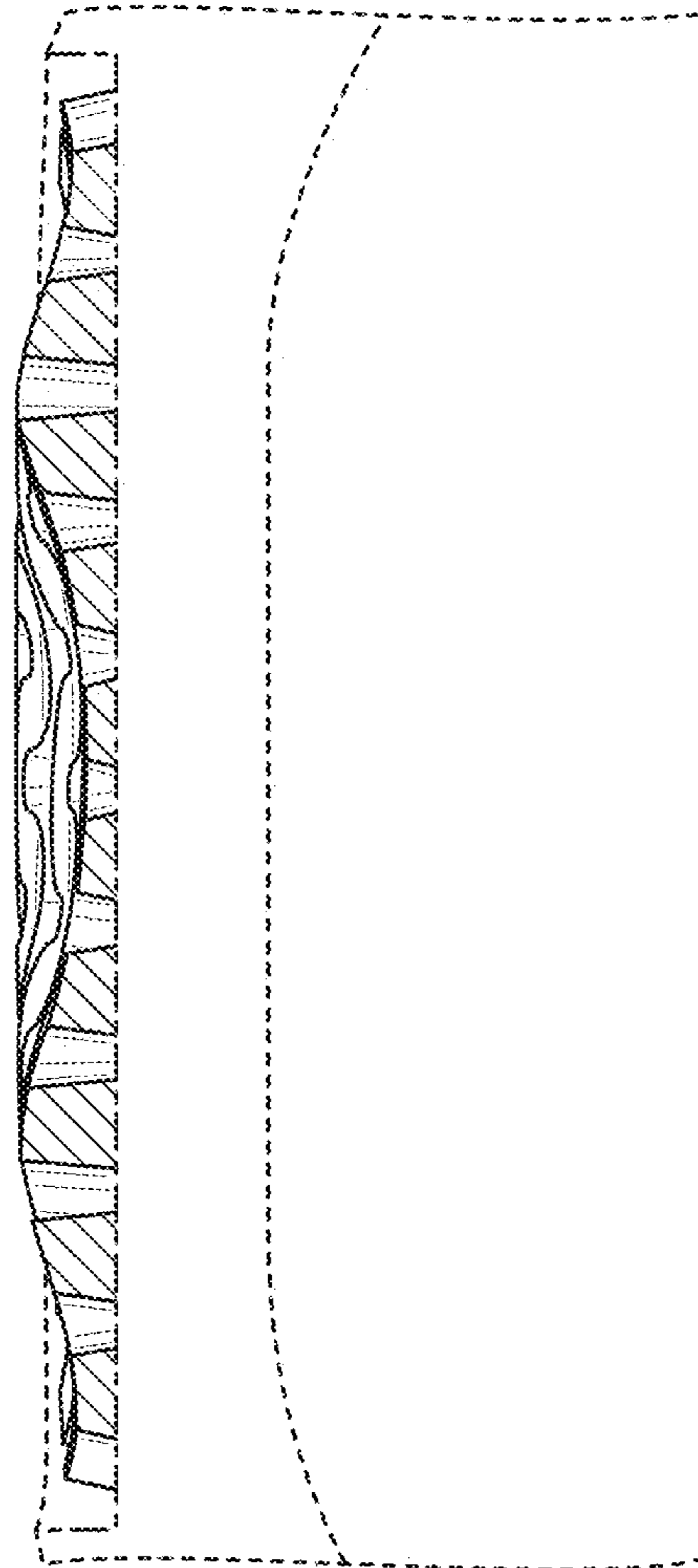


FIG. 6



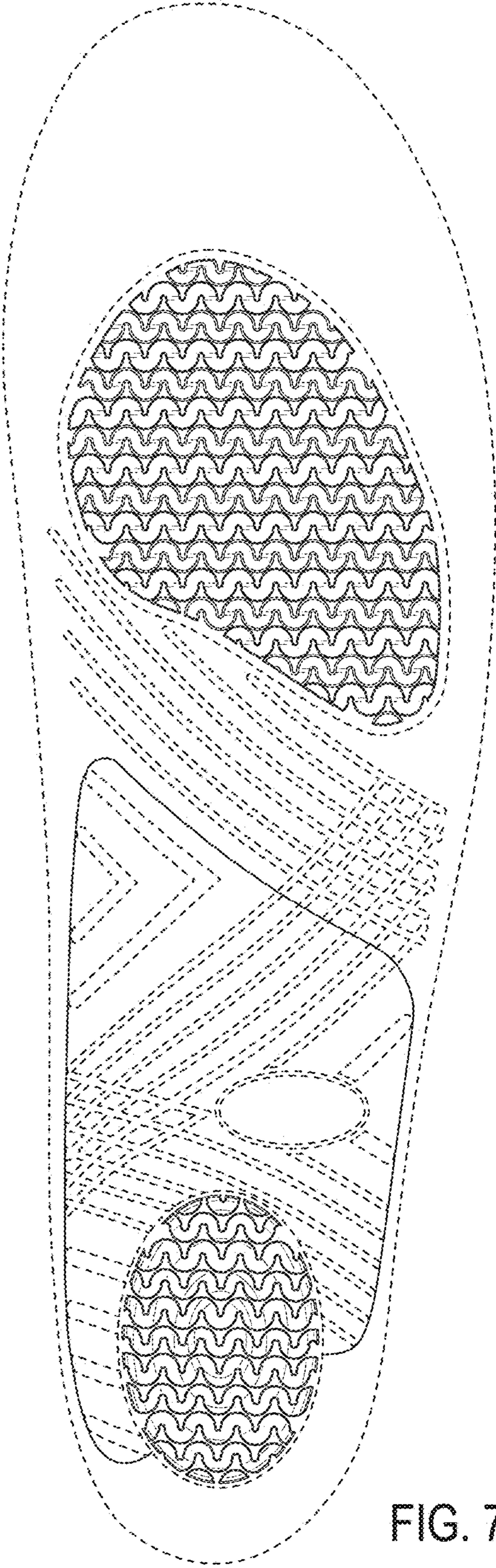


FIG. 7



FIG. 8




FIG. 9






FIG. 10




FIG. 11