



US00D874803S

(12) **United States Design Patent**
Spring

(10) **Patent No.:** **US D874,803 S**

(45) **Date of Patent:** **** Feb. 11, 2020**

(54) **FOOTWEAR**

(71) Applicant: **Sorel Corporation**, Portland, OR (US)

(72) Inventor: **Angie Spring**, Portland, OR (US)

(73) Assignee: **SOREL CORPORATION**, Portland, OR (US)

(**) Term: **15 Years**

(21) Appl. No.: **29/632,877**

(22) Filed: **Jan. 10, 2018**

(51) **LOC (12) Cl.** **02-04**

(52) **U.S. Cl.**
USPC **D2/960; D2/951; D2/953; D2/957;**
D2/959

(58) **Field of Classification Search**
USPC D2/902, 906, 908, 916, 918, 925,
D2/946-962, 977; 36/3 B, 22 R, 24.5,
36/25 R, 28, 32 R, 34 R, 59 C, 67 A, 103
CPC A43B 13/00; A43B 13/02; A43B 13/023;
A43B 13/026; A43B 13/04; A43B 13/08;
A43B 13/10; A43B 13/12; A43B 13/14;
A43B 13/141; A43B 13/143; A43B
13/16; A43B 13/18; A43B 13/181; A43B
13/187; A43B 13/189; A43B 13/20; A43B
13/22; A43B 13/223; A43B 13/24; A43B
13/28; A43B 13/30; A43B 13/32; A43B
13/34; A43B 13/36
See application file for complete search history.

(56) **References Cited**

U.S. PATENT DOCUMENTS

D136,969 S * 1/1944 Berkowitz D2/950
D163,071 S * 4/1951 Schrage D2/960
2,627,676 A * 2/1953 Hack A43B 13/184
36/29
3,290,803 A * 12/1966 Spatola A43B 13/12
36/14

D241,586 S * 9/1976 Sebestik D2/955
D268,221 S * 3/1983 Argyropoulos D2/950
D268,299 S * 3/1983 Argyropoulos D2/960
4,798,010 A * 1/1989 Sugiyama A43B 13/12
36/28
D368,576 S * 4/1996 Assous D2/916
D374,761 S * 10/1996 Sell, Jr. D2/961
6,219,940 B1 * 4/2001 Kita A43B 13/026
36/103
D503,028 S * 3/2005 Merceron D2/947
D606,292 S * 12/2009 Ong D2/947
D659,958 S * 5/2012 Birkinhead D2/946

(Continued)

Primary Examiner — T Chase Nelson

(74) *Attorney, Agent, or Firm* — McAndrews, Held & Malloy, Ltd.

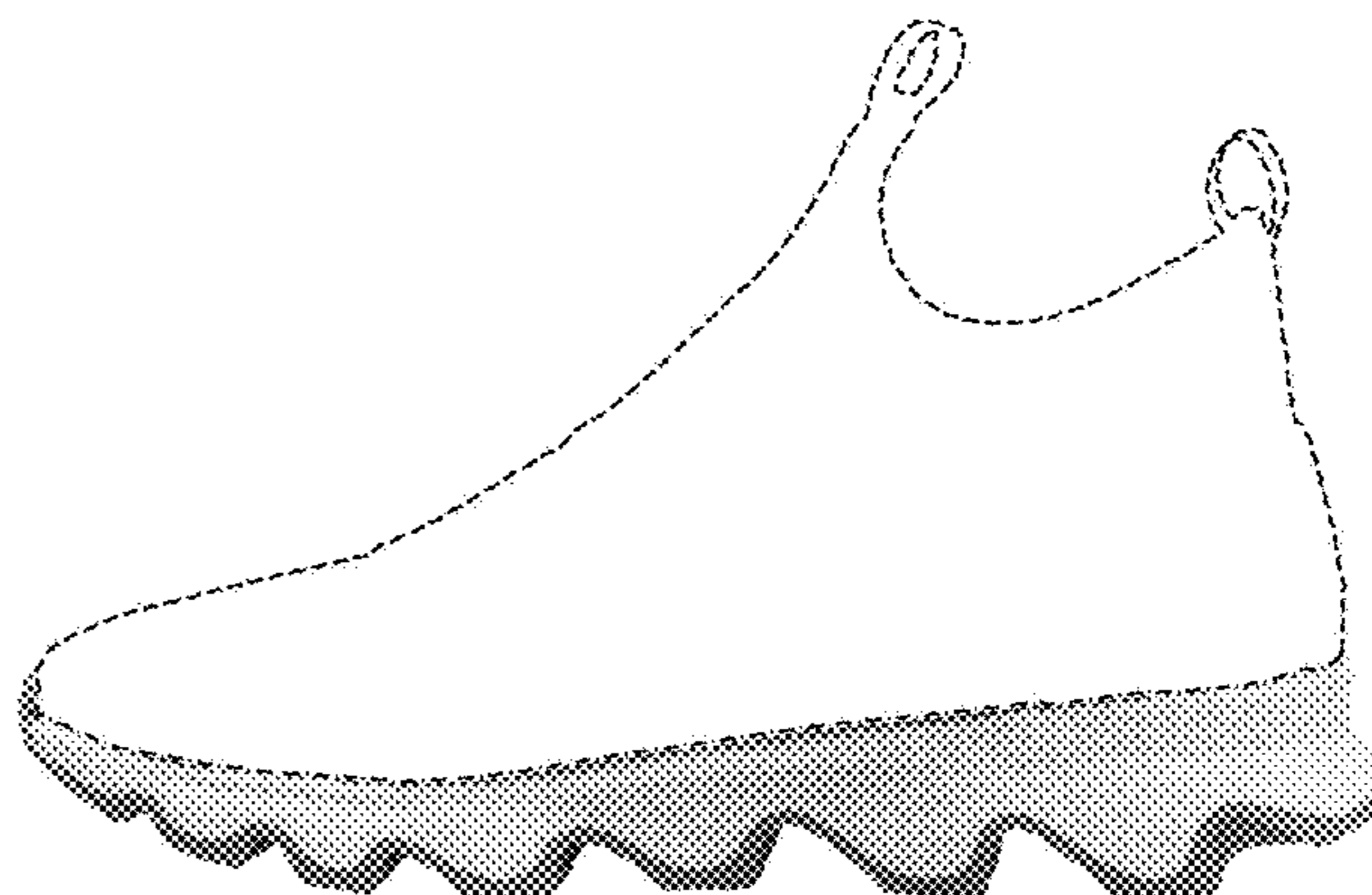
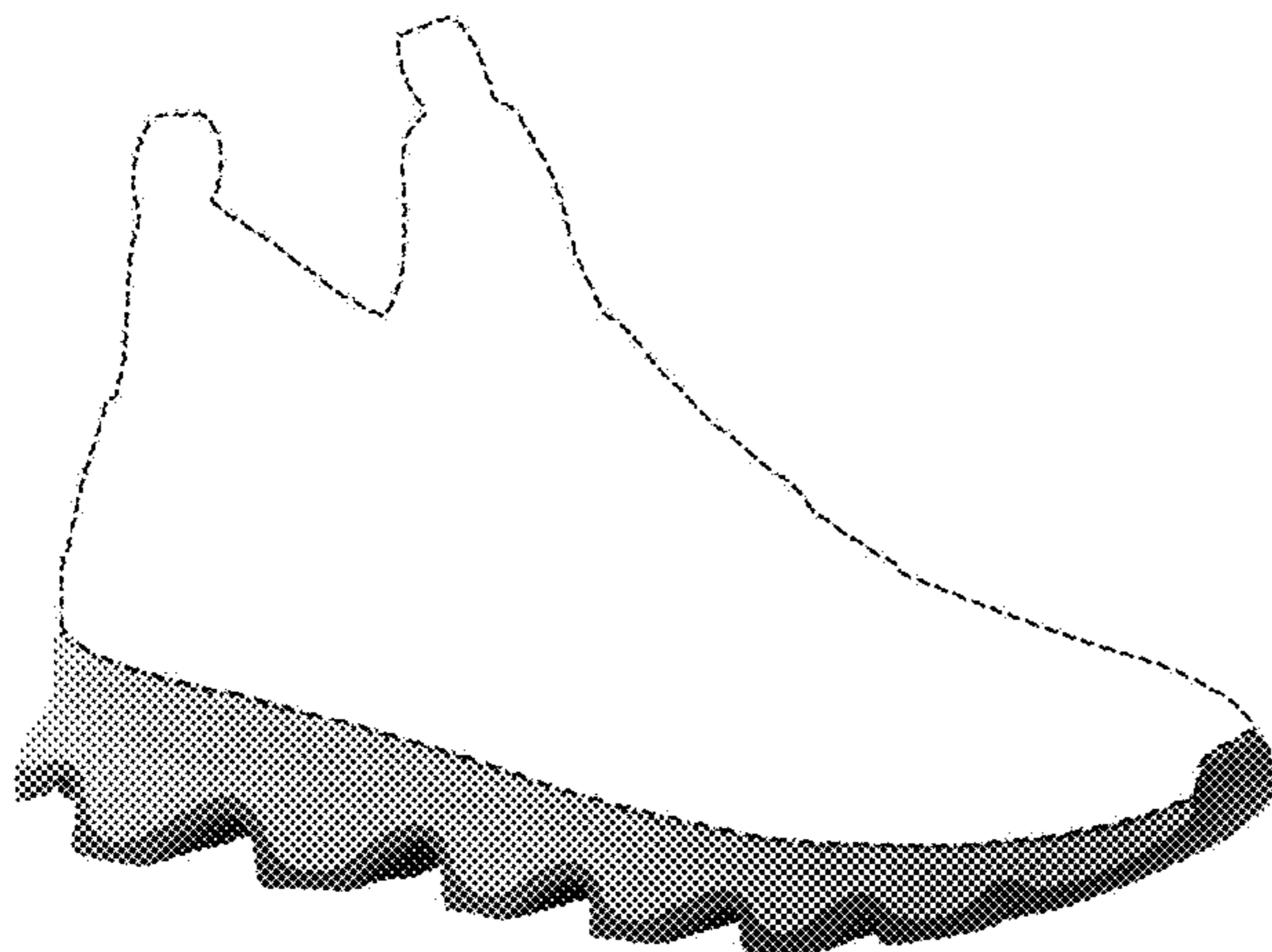
(57) **CLAIM**

The ornamental design for footwear, as shown and described.

DESCRIPTION

FIG. 1 is a front perspective photographic view of footwear showing my new design;
FIG. 2 is a front photographic view thereof;
FIG. 3 is a rear photographic view thereof;
FIG. 4 is a left side photographic view thereof;
FIG. 5 is a right side photographic view thereof;
FIG. 6 is a top photographic view thereof;
FIG. 7 is a bottom photographic view thereof; and,
FIG. 8 is a bottom perspective view thereof.
The dot-dash broken lines immediately adjacent the photographic portion in the figures represents boundaries of the claimed design and forms no part of the claimed design. The broken lines showing the remainder of the footwear upper in the figures are for environmental purposes only and form no part of the claimed design.
The trademarks of Sorel Corporation shown in the figures, including the word mark "SOREL," form no part of the claimed design.

1 Claim, 8 Drawing Sheets



(56)

References Cited

U.S. PATENT DOCUMENTS

D660,568 S * 5/2012 Blakeslee D2/951
D667,619 S * 9/2012 Blakeslee B29D 35/10
D2/951
D675,003 S * 1/2013 Leon D2/950
D684,348 S * 6/2013 Castellon A43B 13/145
D2/951
D730,640 S * 6/2015 Spring A43B 13/026
D2/951
D801,650 S * 11/2017 Nykreim A43B 13/184
D2/947
D808,626 S * 1/2018 Matsui A43B 7/32
D2/960
D832,564 S * 11/2018 Mokos D2/960
D838,945 S * 1/2019 Spring D2/910
2007/0039210 A1* 2/2007 Clark A43B 1/0045
36/113
2008/0289224 A1* 11/2008 Sink A43B 13/145
36/103
2014/0250610 A1* 9/2014 Schoborg A43B 13/00
8/506
2016/0136910 A1* 5/2016 Krajcir B29D 35/10
12/146 B
2018/0125148 A1* 5/2018 Elder A43B 3/0057
2019/0261737 A1* 8/2019 Walsh A43B 7/32

* cited by examiner

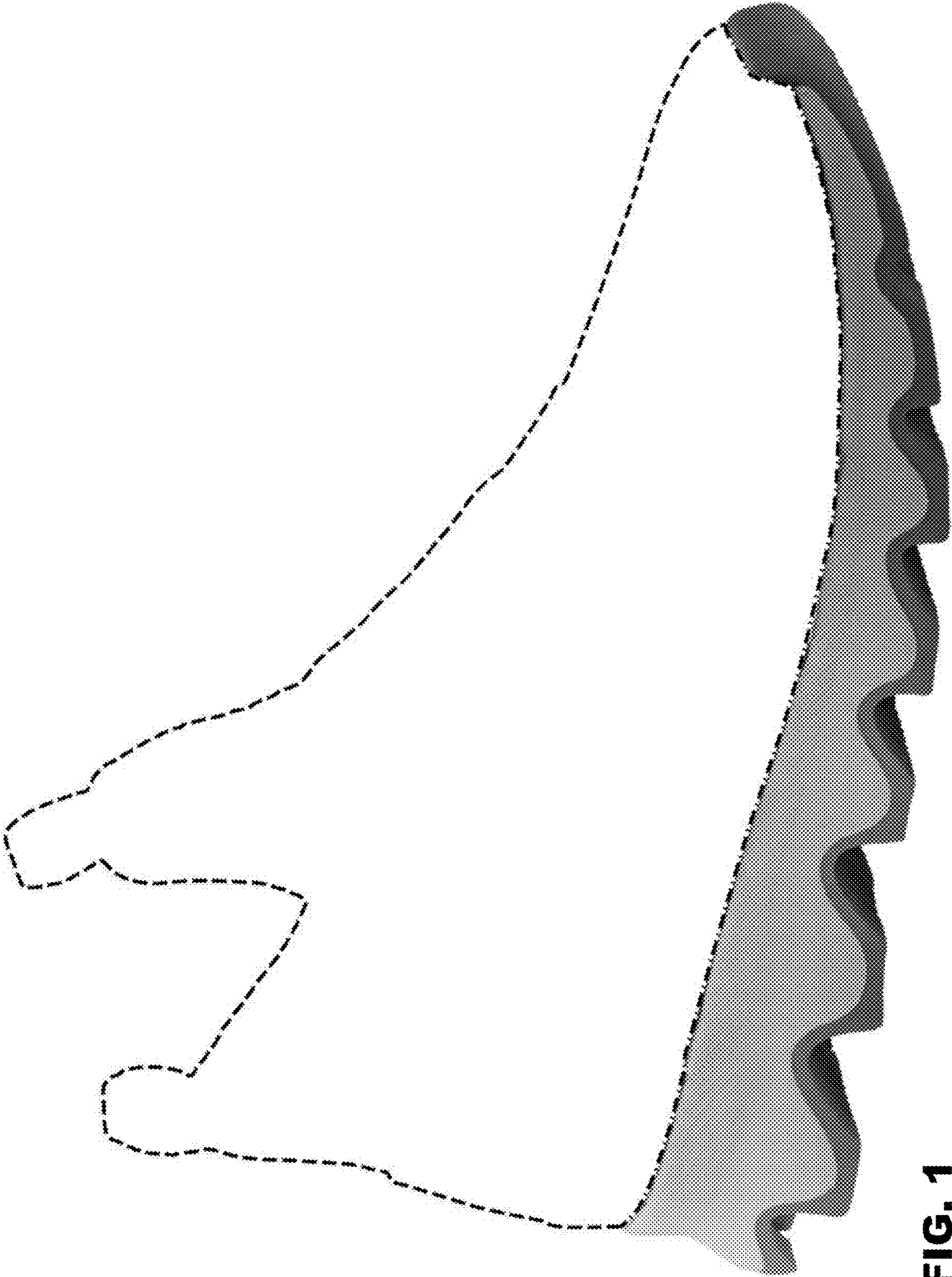


FIG. 1

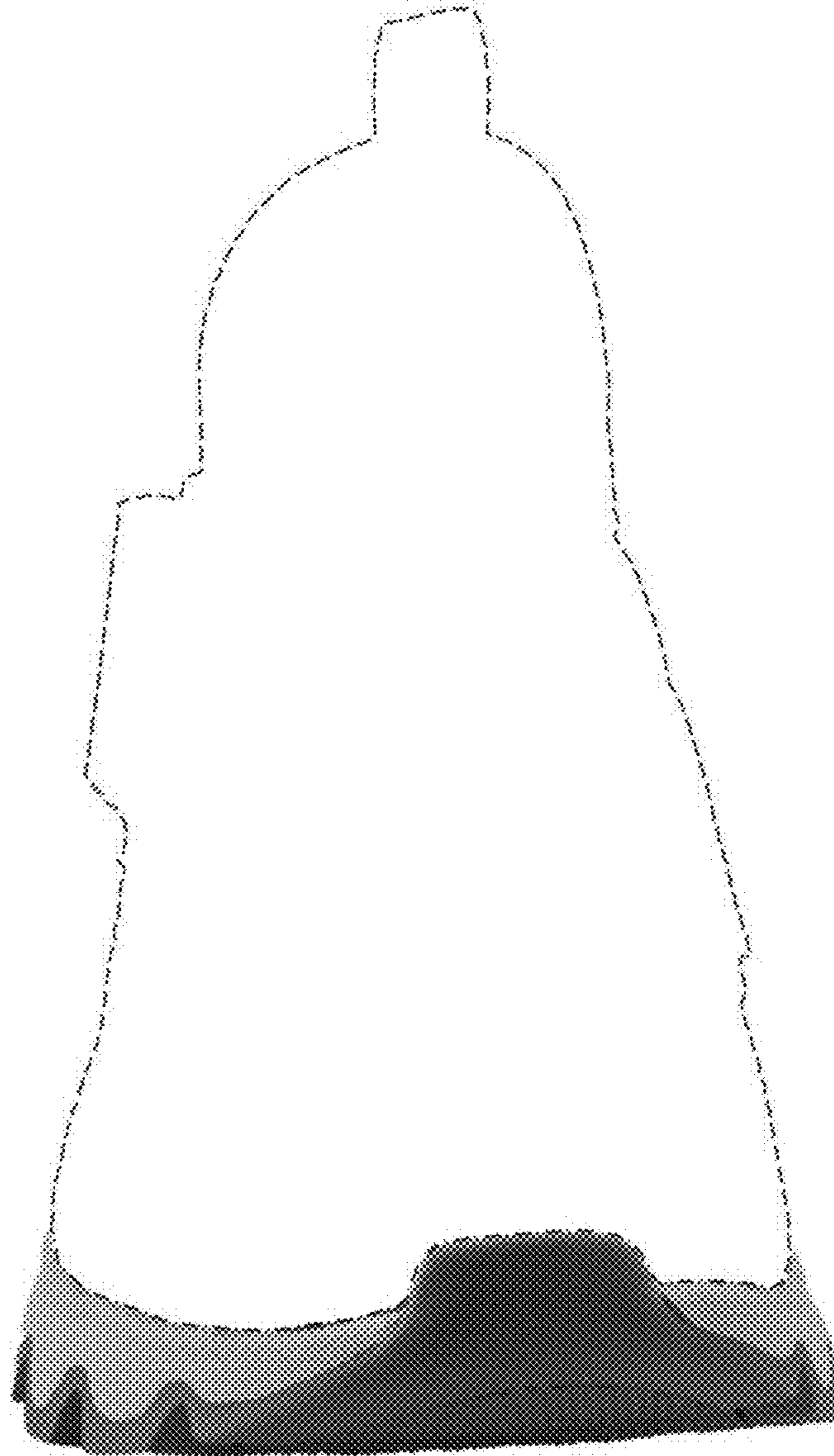


FIG. 2

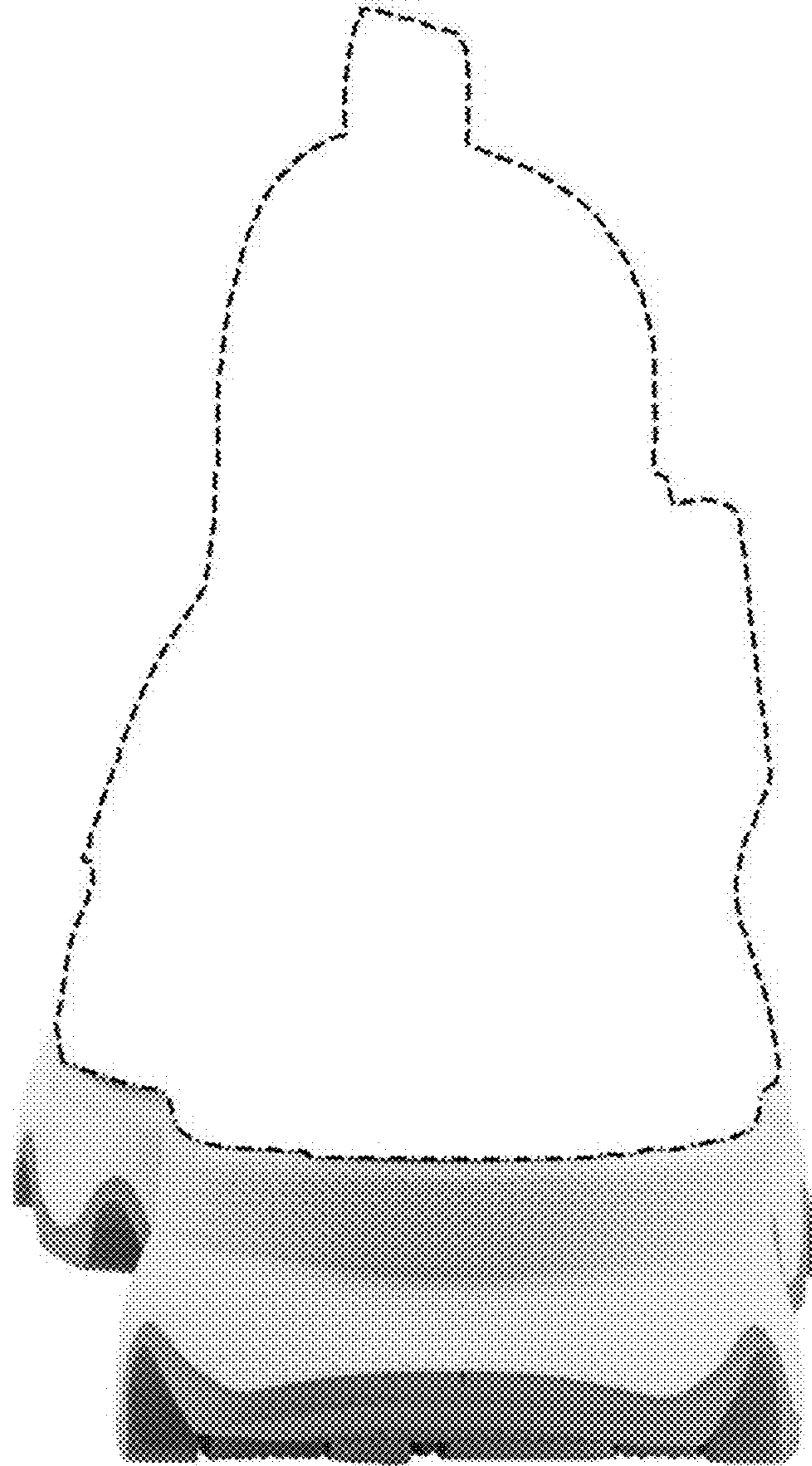


FIG. 3

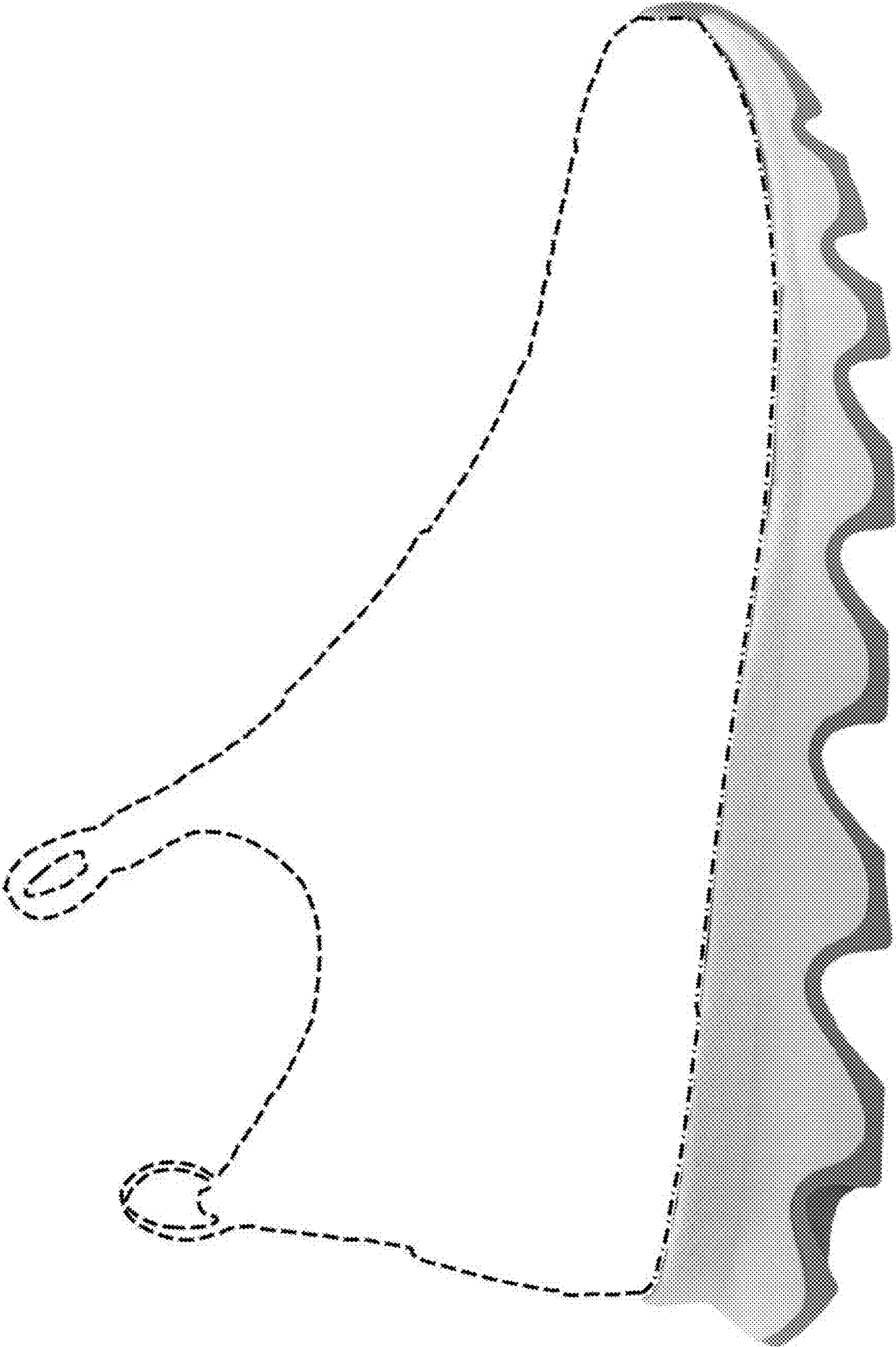


FIG. 4

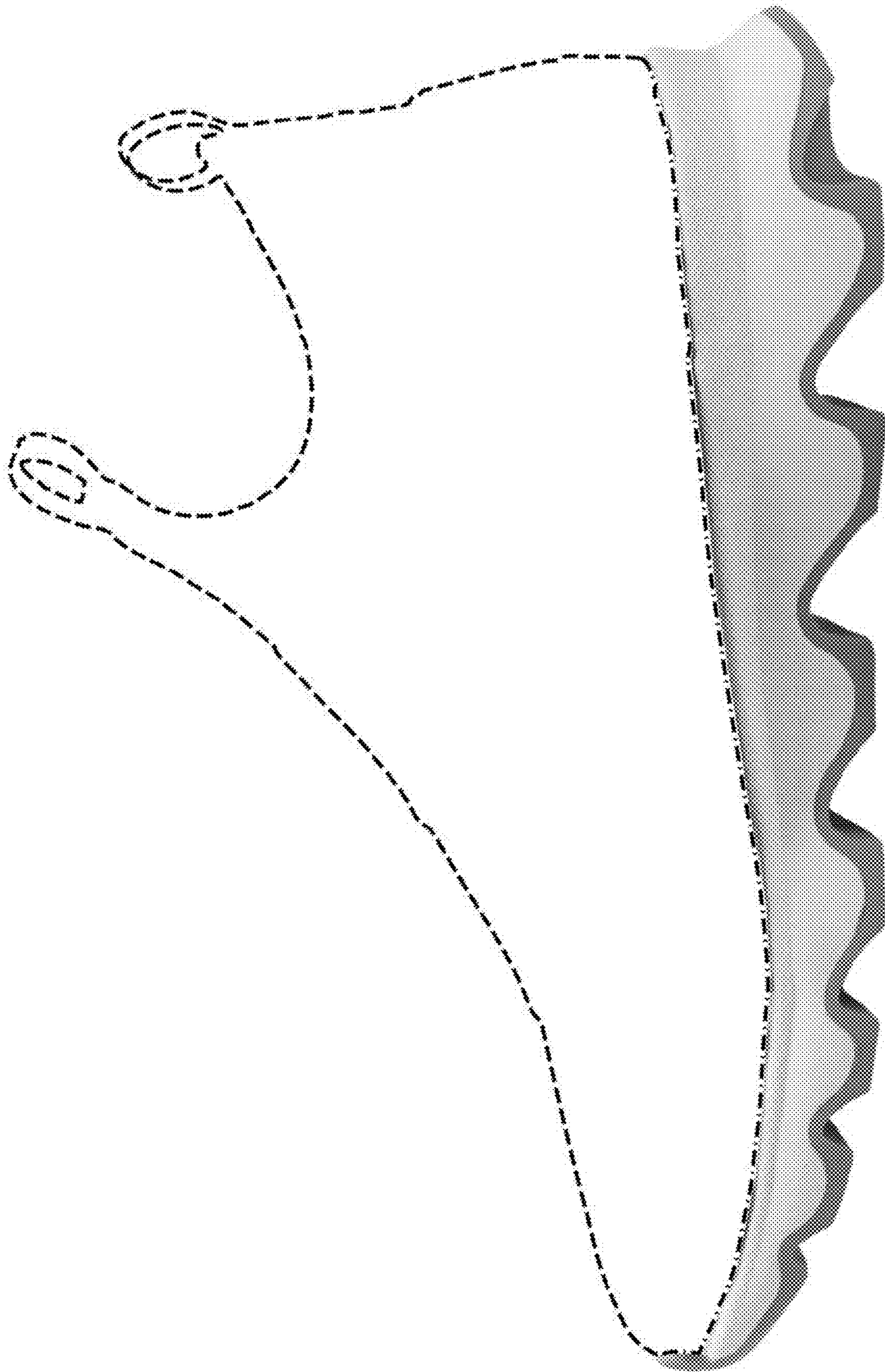


FIG. 5




FIG. 6

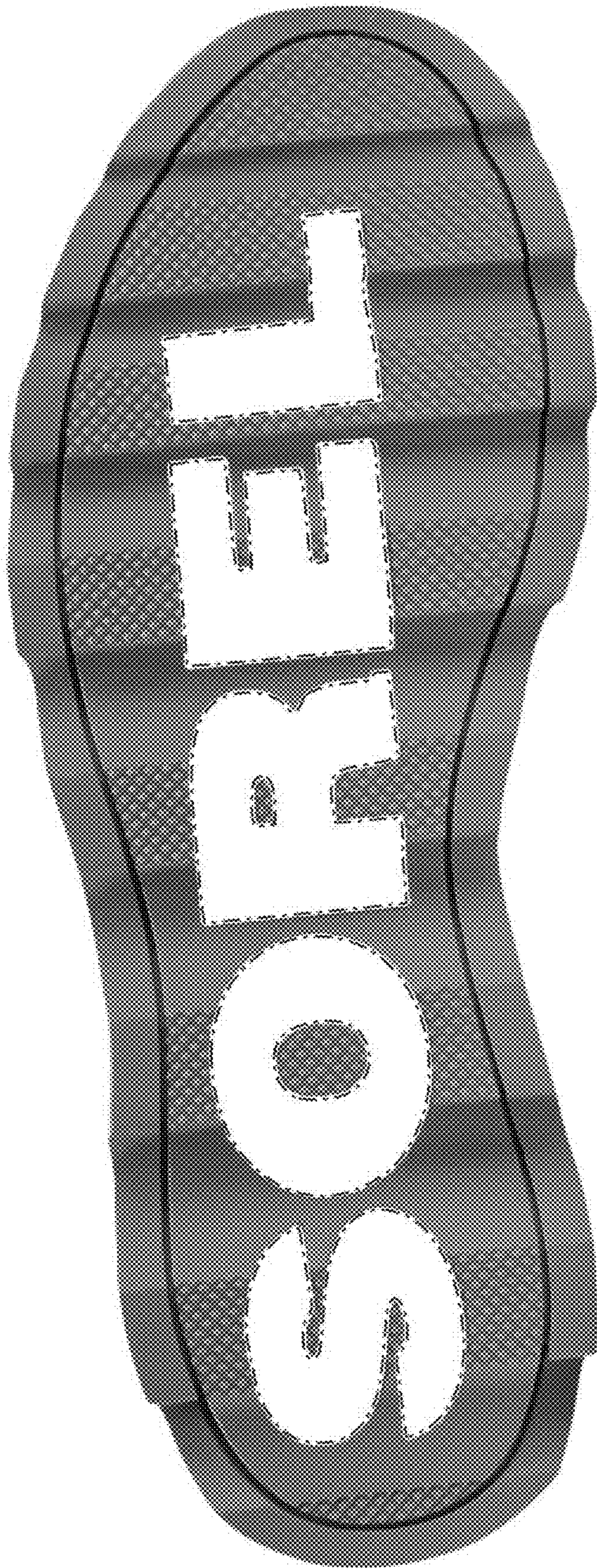


FIG. 7

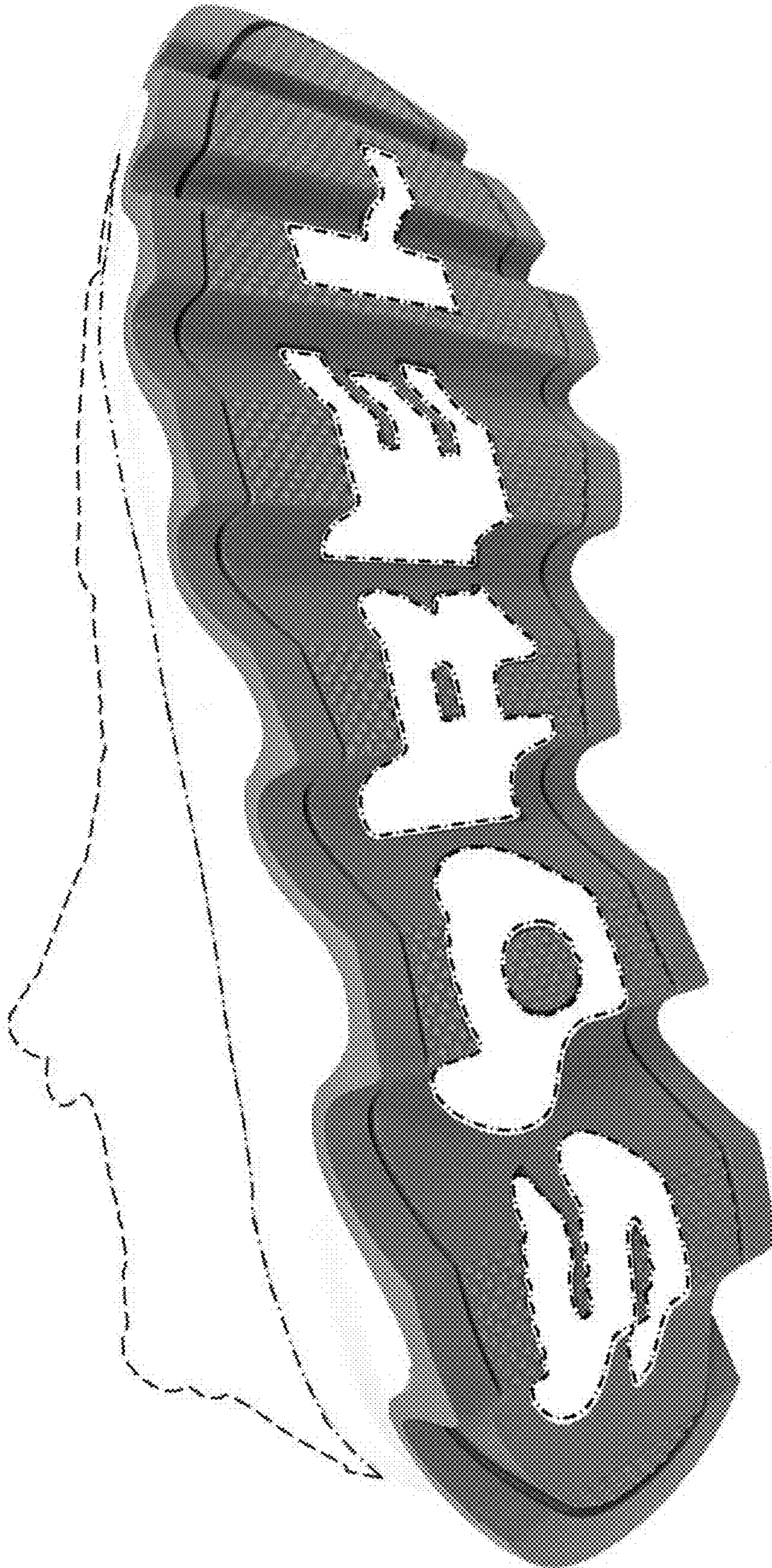


FIG. 8