



US00D874800S

(12) **United States Design Patent** (10) **Patent No.:** **US D874,800 S**
Sassi (45) **Date of Patent:** **** Feb. 11, 2020**

(54) **SHOE**
(71) Applicant: **VALENTINO S.p.A.**, Milan (IT)
(72) Inventor: **Stefano Sassi**, Milan (IT)
(73) Assignee: **Valentino S.p.A.**, Milan (IT)
(**) Term: **15 Years**
(21) Appl. No.: **29/655,904**
(22) Filed: **Jul. 9, 2018**
(30) **Foreign Application Priority Data**
Jan. 10, 2018 (IT) 402018000000689
(51) **LOC (12) Cl.** **02-04**
(52) **U.S. Cl.**
USPC **D2/944**; D2/908
(58) **Field of Classification Search**
USPC D2/896-897, 902-903, 907-908,
D2/911-912, 923-924, 929, 935,
D2/943-946, 948, 953-954, 595, 969,
D2/970, 972-978
CPC A43B 23/02; A43B 23/025; A43B 23/24;
A43B 3/0078; A43B 15/00; A43B 5/001;
A43B 5/06; A43B 5/10; A43B 1/0081
See application file for complete search history.

(56) **References Cited**
U.S. PATENT DOCUMENTS
D344,404 S * 2/1994 Close D2/902
D345,459 S * 3/1994 Preskar D2/902
D353,935 S * 1/1995 Pollack D2/902
D354,618 S * 1/1995 Kittle D2/970
D357,575 S * 4/1995 Dahlsten D2/902
D366,951 S * 2/1996 Ho D2/907
D367,161 S * 2/1996 Shea D2/908
D398,755 S * 9/1998 Gray D2/972

5,848,484 A * 12/1998 Dupree A43B 3/24
36/101
D490,220 S * 5/2004 Edauw D2/907
D620,241 S * 7/2010 Nelson D2/946
D623,388 S * 9/2010 Nelson D2/969
D624,736 S * 10/2010 Akhidime D2/946
D624,740 S * 10/2010 Nelson D2/969
D625,493 S * 10/2010 Akhidime D2/946
D625,505 S * 10/2010 Teteriatnikov D2/969
D632,878 S * 2/2011 Raysse D2/946
D635,339 S * 4/2011 Smith D2/946
D642,780 S * 8/2011 Raysse D2/969
D644,014 S * 8/2011 Yi D2/969
D659,983 S * 5/2012 Grenet D2/972
D711,074 S * 8/2014 Goetsch D2/908
D765,961 S * 9/2016 McClaskie D2/948
D860,606 S * 9/2019 Small D2/947
2004/0148805 A1* 8/2004 Morris A43B 1/0027
36/112
2012/0167413 A1* 7/2012 Marvin A43B 13/20
36/83

* cited by examiner

Primary Examiner — Kevin K Rudzinski
Assistant Examiner — Clare Ann Gannon
(74) *Attorney, Agent, or Firm* — Thomas|Horstemeyer,
LLP

(57) **CLAIM**

The ornamental design for a shoe, as shown and described.

DESCRIPTION

FIG. 1 is a perspective view of a shoe showing my new design;
FIG. 2 is a front view thereof;
FIG. 3 is a rear view thereof;
FIG. 4 is a right side view thereof;
FIG. 5 is a left side view thereof;
FIG. 6 is a top view thereof;
FIG. 7 is a bottom view thereof; and,
FIG. 8 is bottom perspective view.

1 Claim, 8 Drawing Sheets





FIG. 1

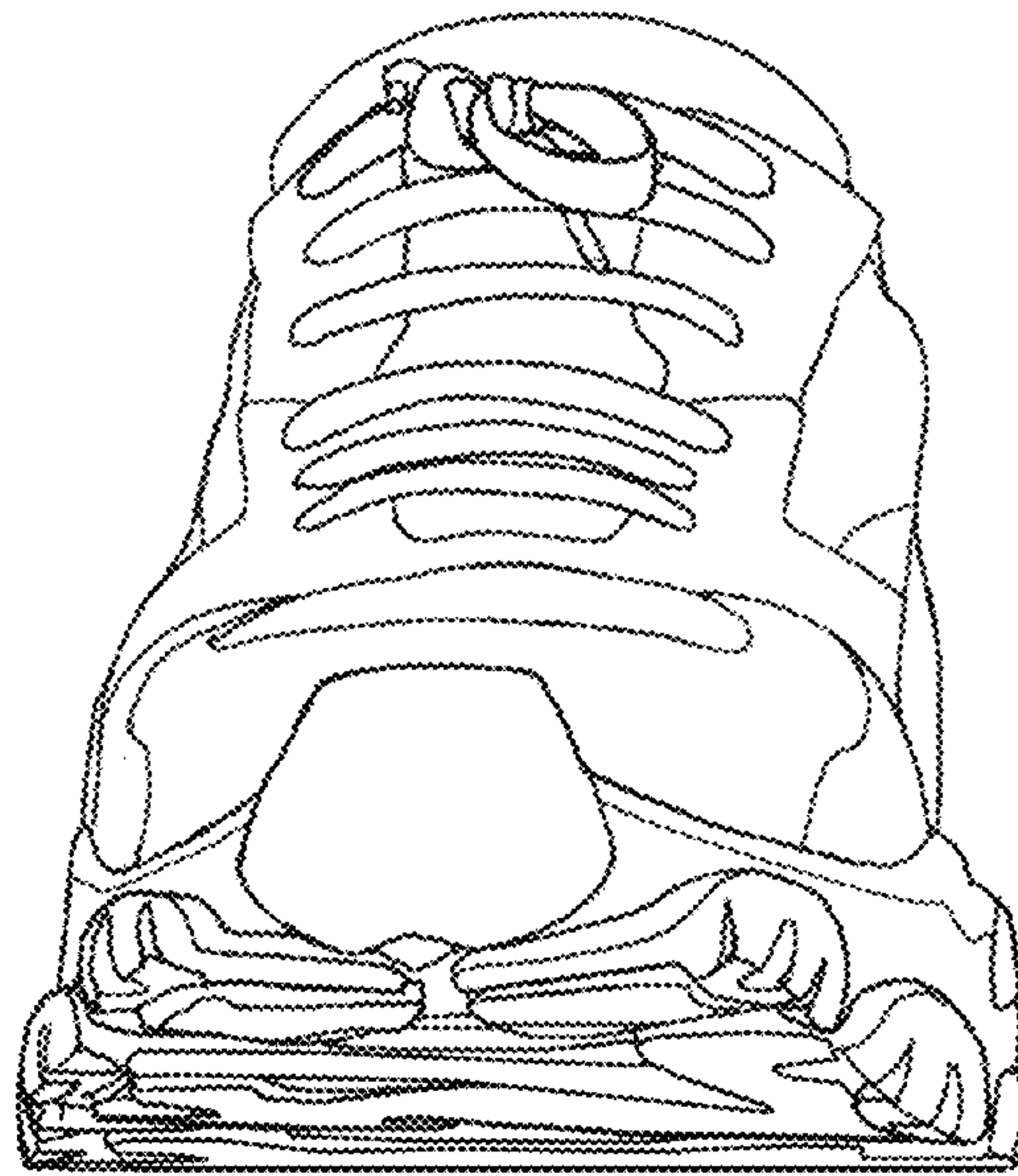


FIG. 2

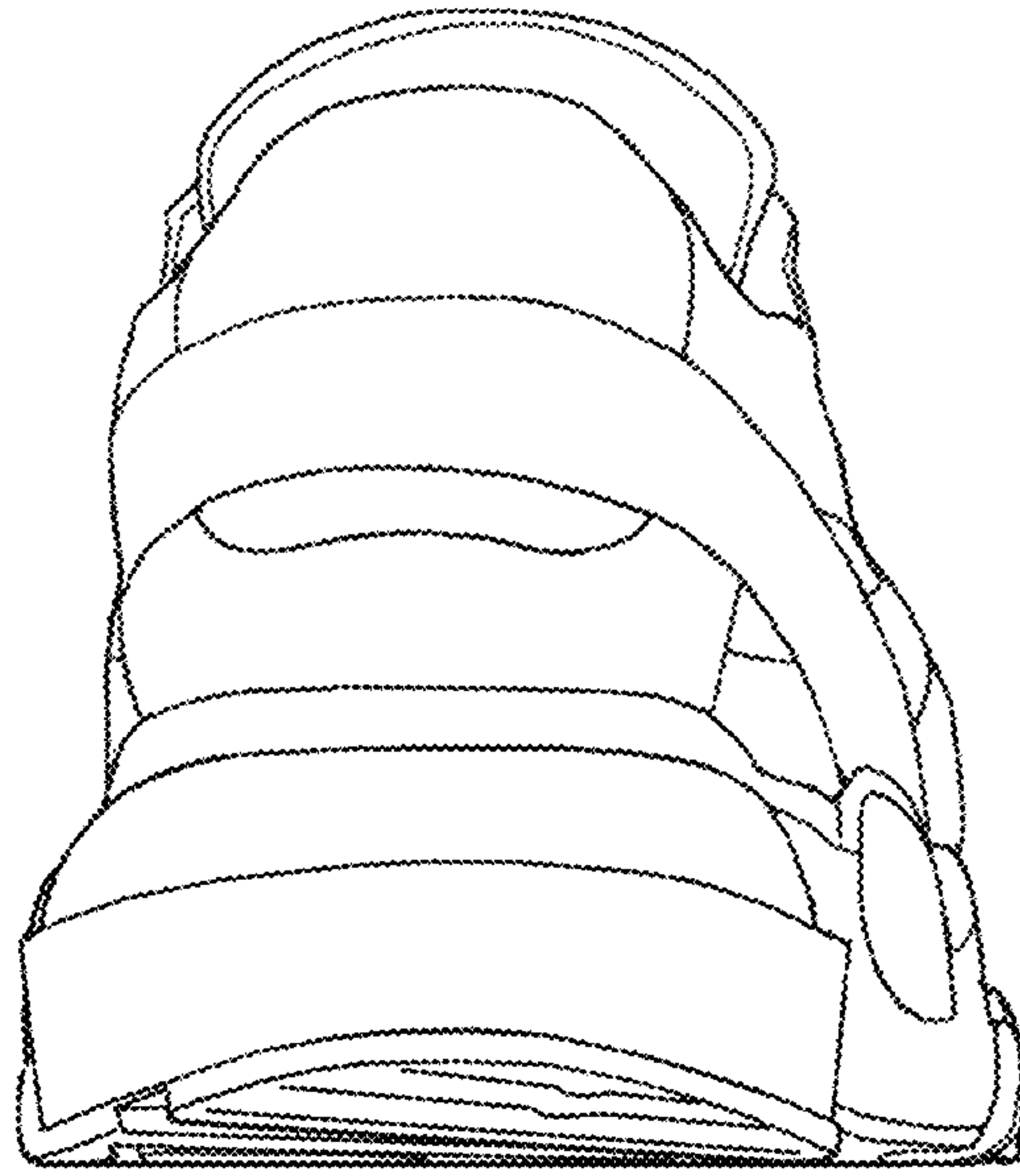


FIG. 3




FIG. 4




FIG. 5

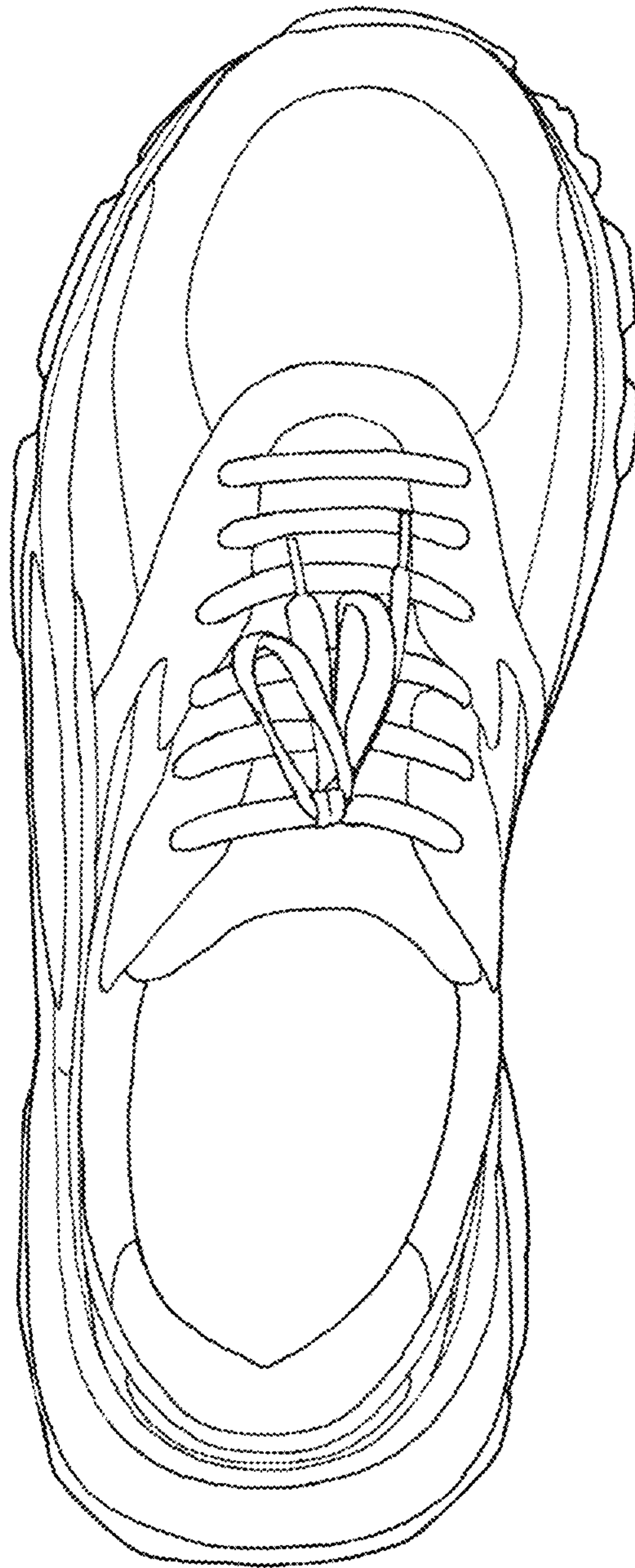


FIG. 6



FIG. 7

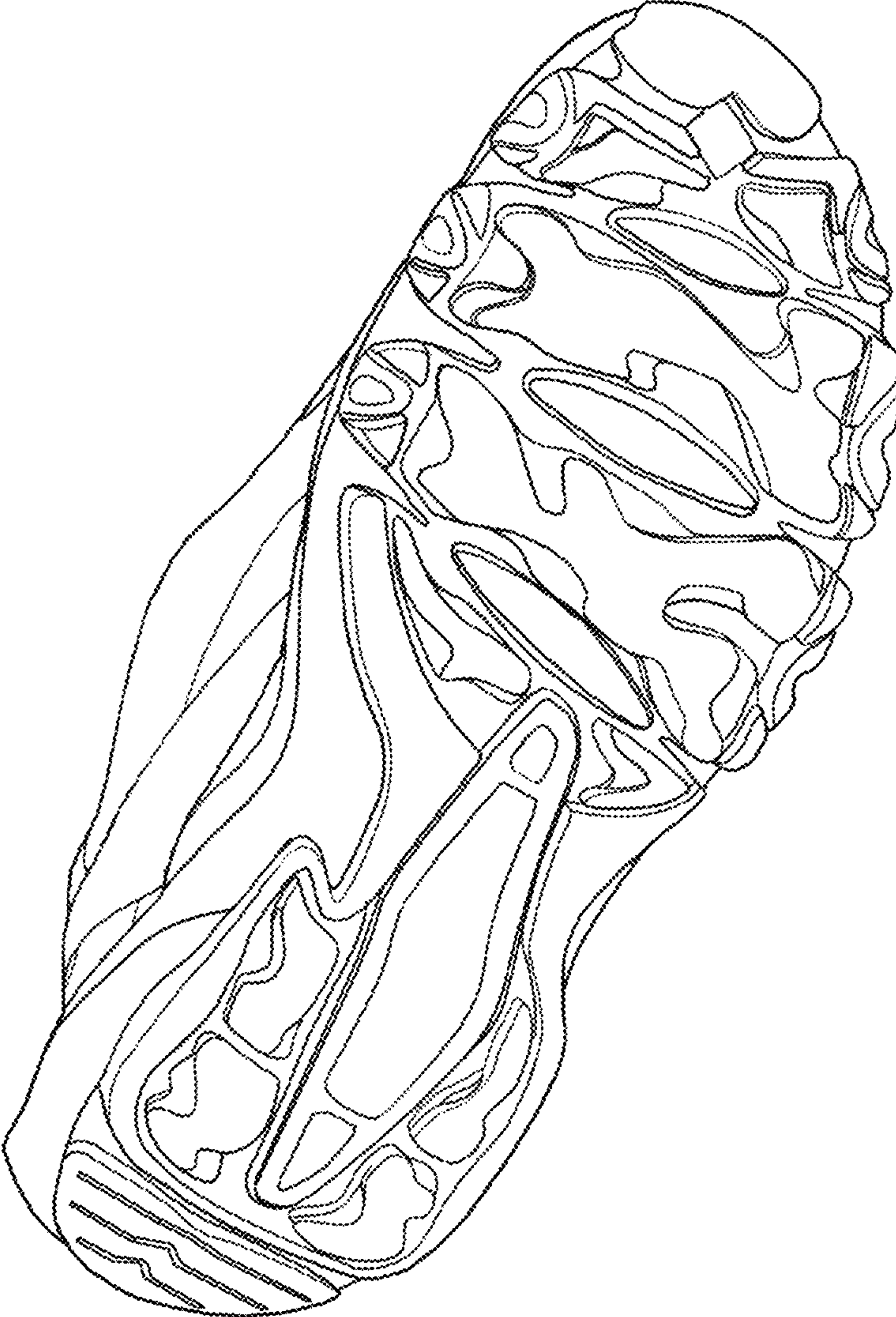


FIG. 8