



US00D874799S

(12) **United States Design Patent** (10) **Patent No.:** **US D874,799 S**
Laska (45) **Date of Patent:** **** Feb. 11, 2020**

(54) **SHOE**
(71) Applicant: **Crocs, Inc.**, Niwot, CO (US)
(72) Inventor: **Daniel S. Laska**, Lyons, CO (US)
(73) Assignee: **CROCS, INC.**, Niwot, CO (US)
(**) Term: **15 Years**
(21) Appl. No.: **29/590,124**
(22) Filed: **Jan. 6, 2017**
(51) **LOC (12) Cl.** **02-02**
(52) **U.S. Cl.**
USPC **D2/924; D2/945; D2/923**
(58) **Field of Classification Search**
USPC D2/896, 902-905, 907, 908, 919,
D2/923-926, 929, 935, 937-939,
D2/943-946, 969, 972-974
CPC A43B 5/06; A43B 5/10; A43B 5/12
See application file for complete search history.

D709,272 S * 7/2014 Del Biondi D2/923
D717,026 S * 11/2014 Del Biondi D2/903
9,282,787 B2 3/2016 Ferniani et al.
D756,079 S * 5/2016 Spring D2/923
D760,484 S 7/2016 Del Biondi et al.
D766,556 S * 9/2016 Brumeloe D2/923
D781,029 S * 3/2017 Freedman D2/908
D797,412 S * 9/2017 Taestensen D2/902
D799,187 S * 10/2017 Miner D2/972

OTHER PUBLICATIONS

U.S. Appl. No. 29/554,122, filed Feb. 8, 2016 (109 Sheets).
U.S. Appl. No. 29/554,125, filed Feb. 8, 2016 (123 Sheets).
U.S. Appl. No. 29/554,126, filed Feb. 8, 2016 (114 Sheets).
U.S. Appl. No. 29/590,088, filed Jan. 6, 2017 (93 Sheets).

* cited by examiner

Primary Examiner — Kevin K Rudzinski
Assistant Examiner — Clare Ann Gannon
(74) *Attorney, Agent, or Firm* — Wilmer Cutler Pickering
Hale and Dorr LLP

(56) **References Cited**
U.S. PATENT DOCUMENTS

2,444,640 A * 7/1948 Epstein A43B 3/10
36/101
D254,938 S * 5/1980 Keller D2/924
D353,481 S * 12/1994 Cintron D2/924
D525,419 S * 7/2006 Seamans D2/972
D629,594 S * 12/2010 Mann D2/902
D653,020 S * 1/2012 Van Zyll De Jong D2/923
D666,799 S * 9/2012 Now D2/923
D668,858 S * 10/2012 Shaffer D2/972
D669,665 S * 10/2012 Van Zyll De Jong D2/945
D672,948 S * 12/2012 Van Zyll De Jong D2/945
D675,418 S * 2/2013 Van Zyll De Jong D2/945
D677,865 S * 3/2013 Van Zyll De Jong D2/945
D694,997 S * 12/2013 Del Biondi D2/923
D695,500 S * 12/2013 Bove D2/923

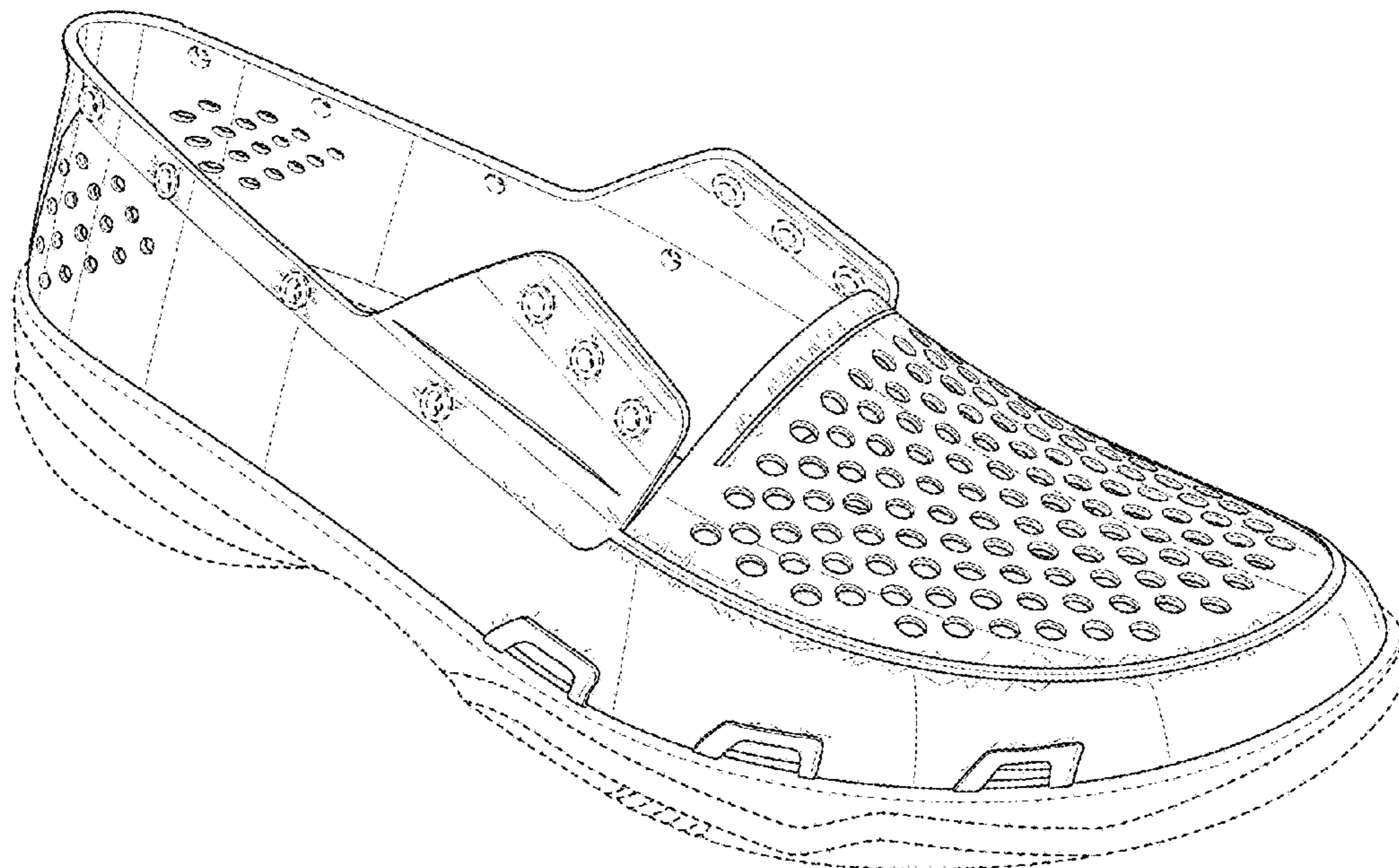
(57) **CLAIM**

The ornamental design for a shoe, as shown and described.

DESCRIPTION

FIG. 1 is a front perspective view of footwear;
FIG. 2 is a front view thereof;
FIG. 3 is a back view thereof;
FIG. 4 is a lateral view thereof;
FIG. 5 is a medial view thereof;
FIG. 6 is a top view thereof; and,
FIG. 7 is a bottom view thereof.
The portions shown in dashed lines form no part of the
claimed design.

1 Claim, 7 Drawing Sheets



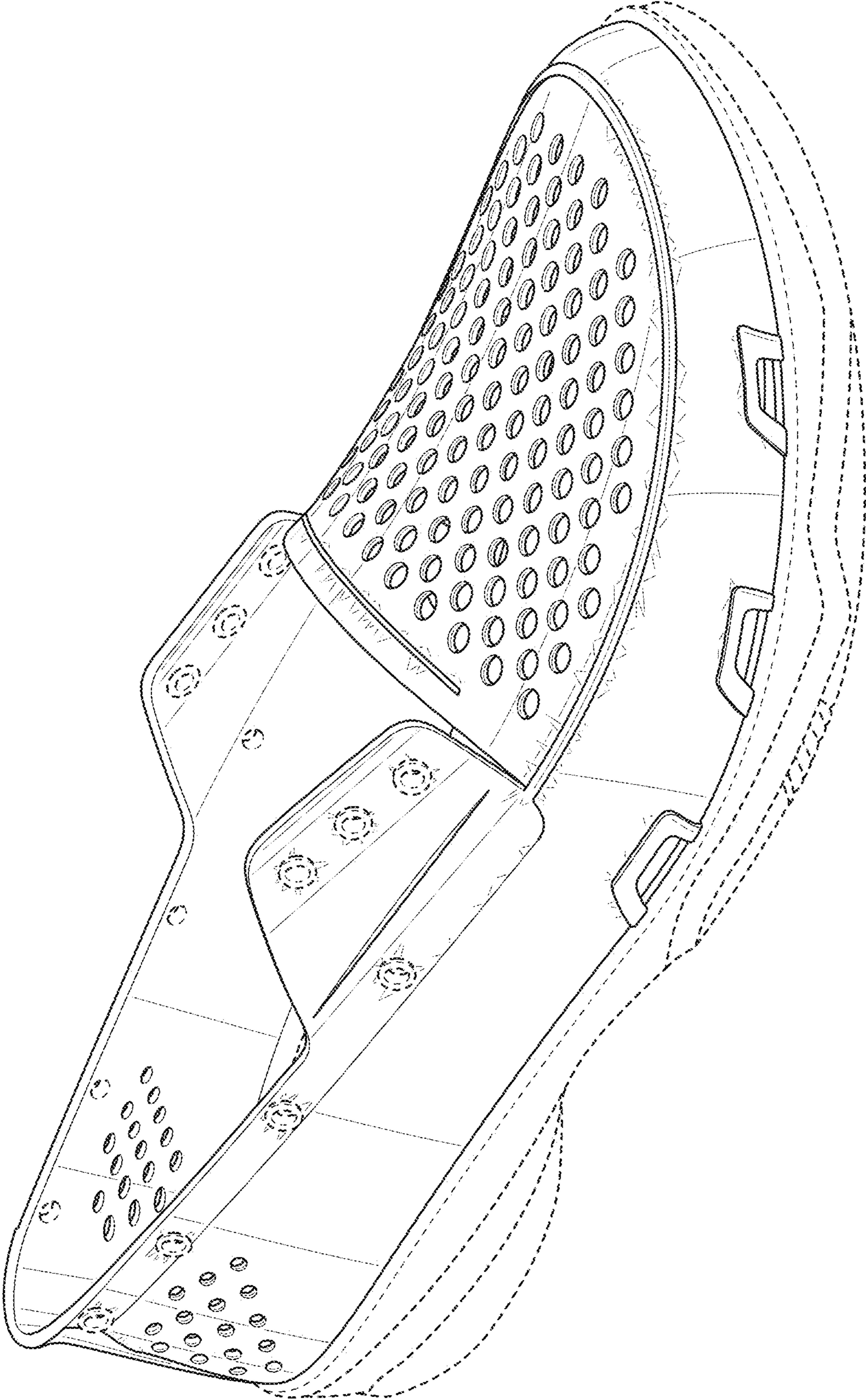


FIG. 1

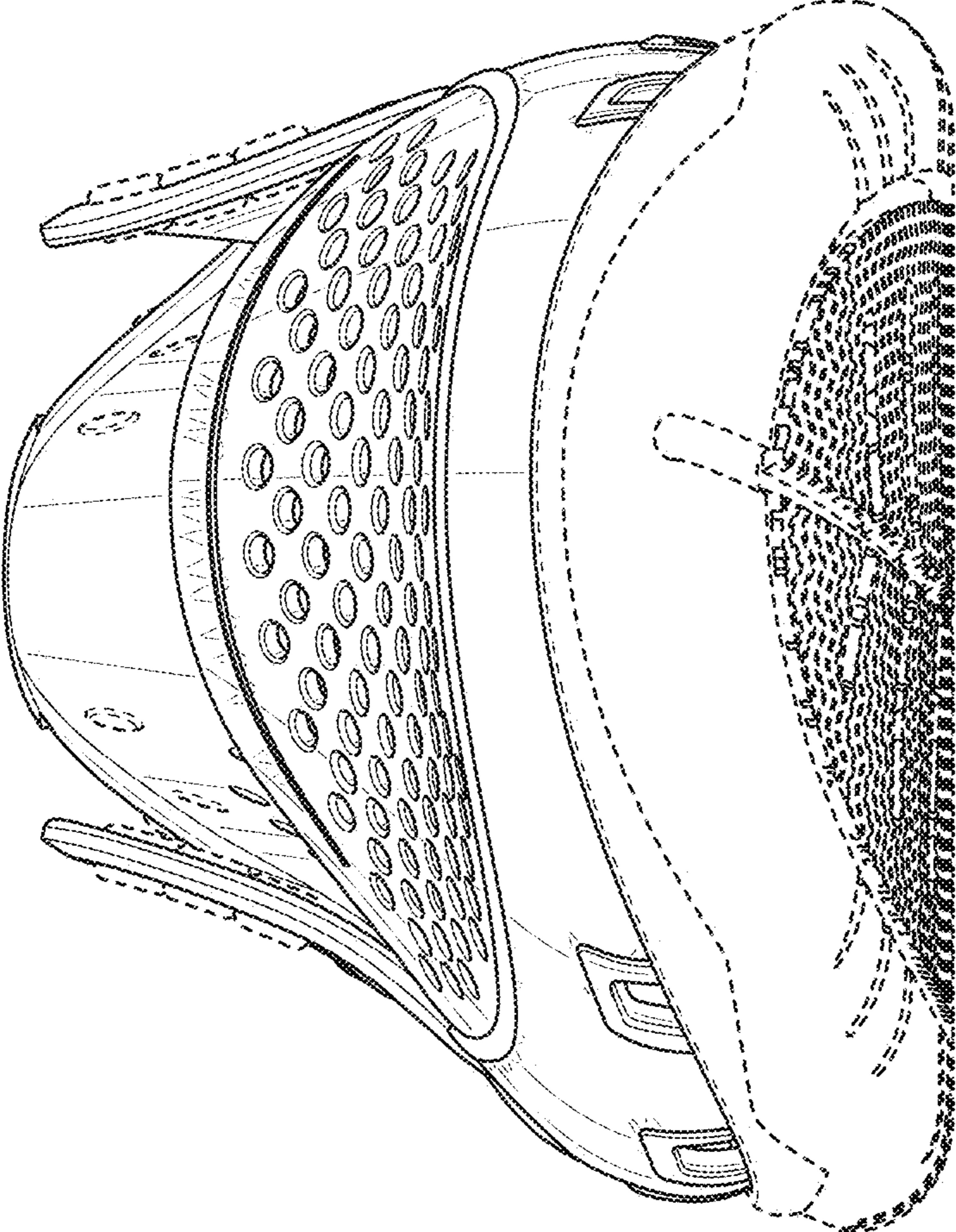


FIG. 2

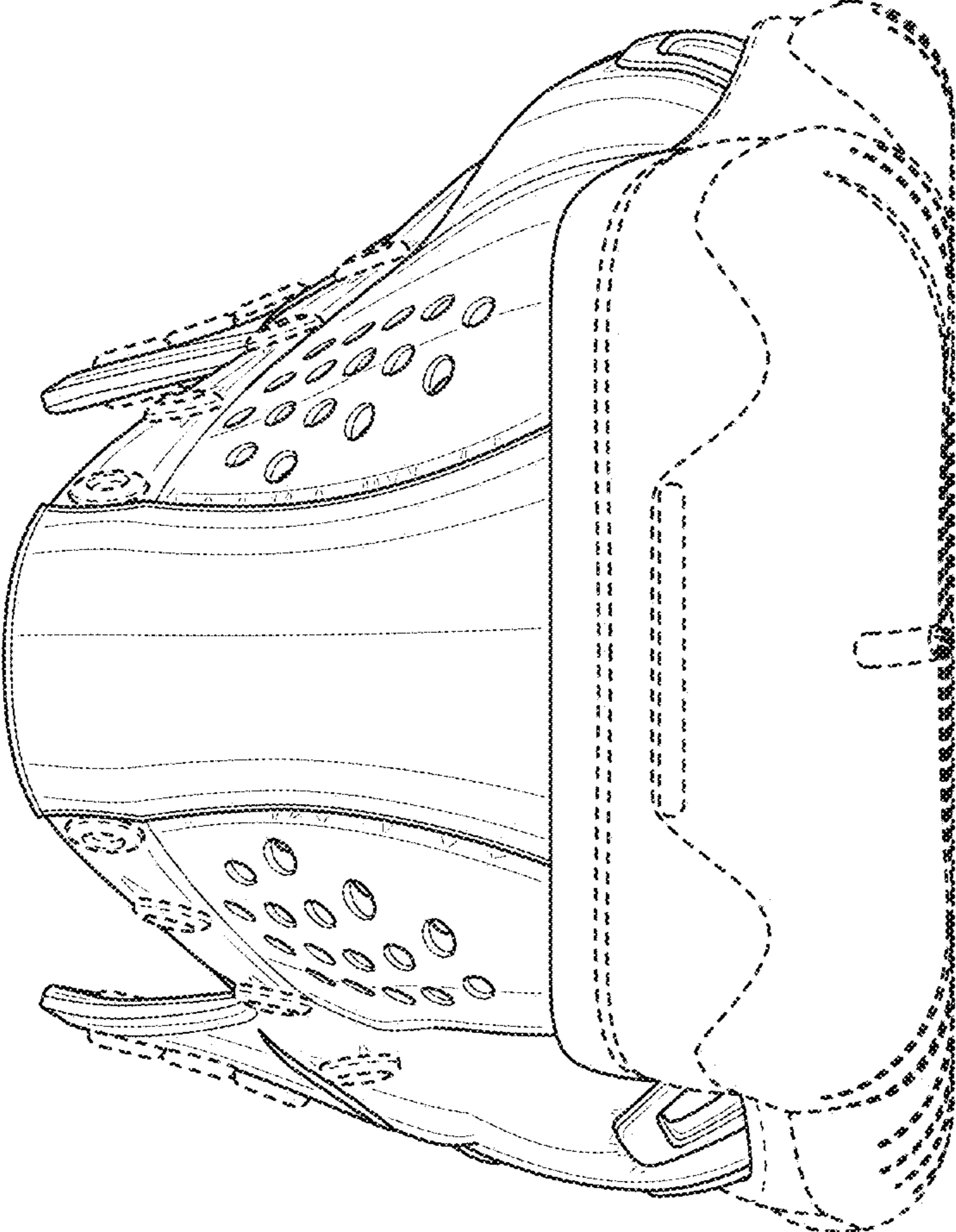


FIG. 3

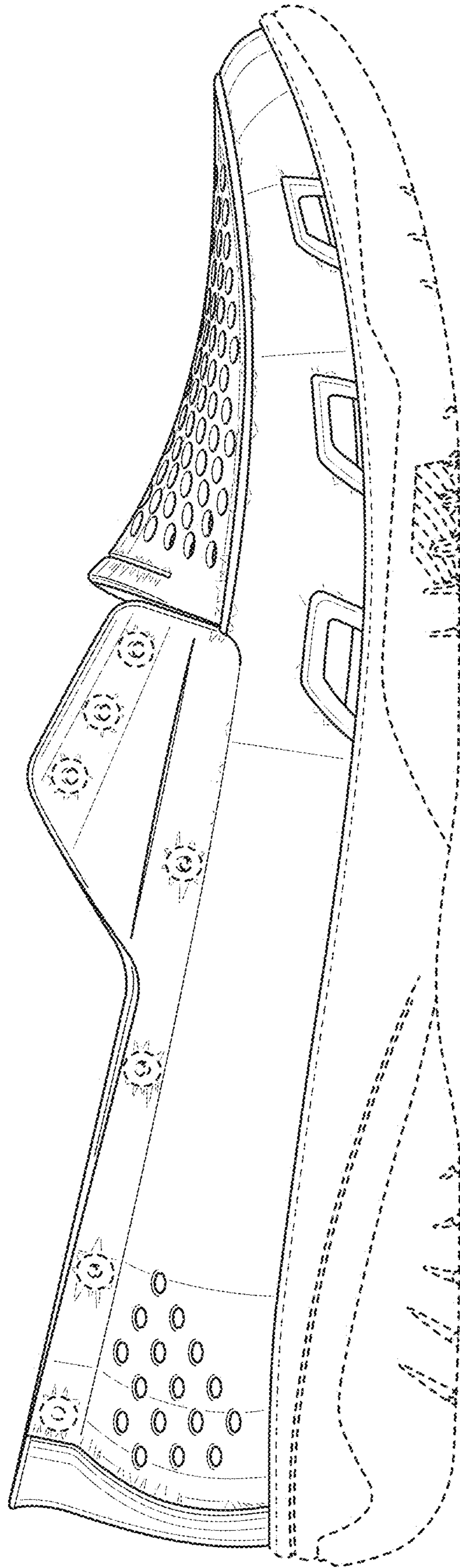


FIG. 4

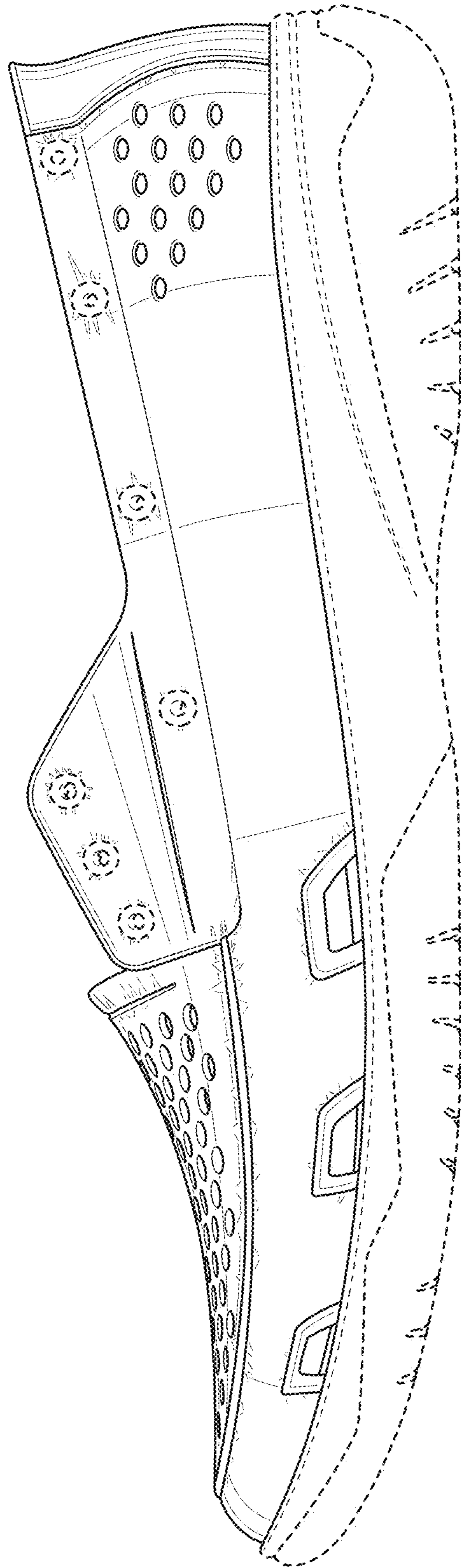


FIG. 5

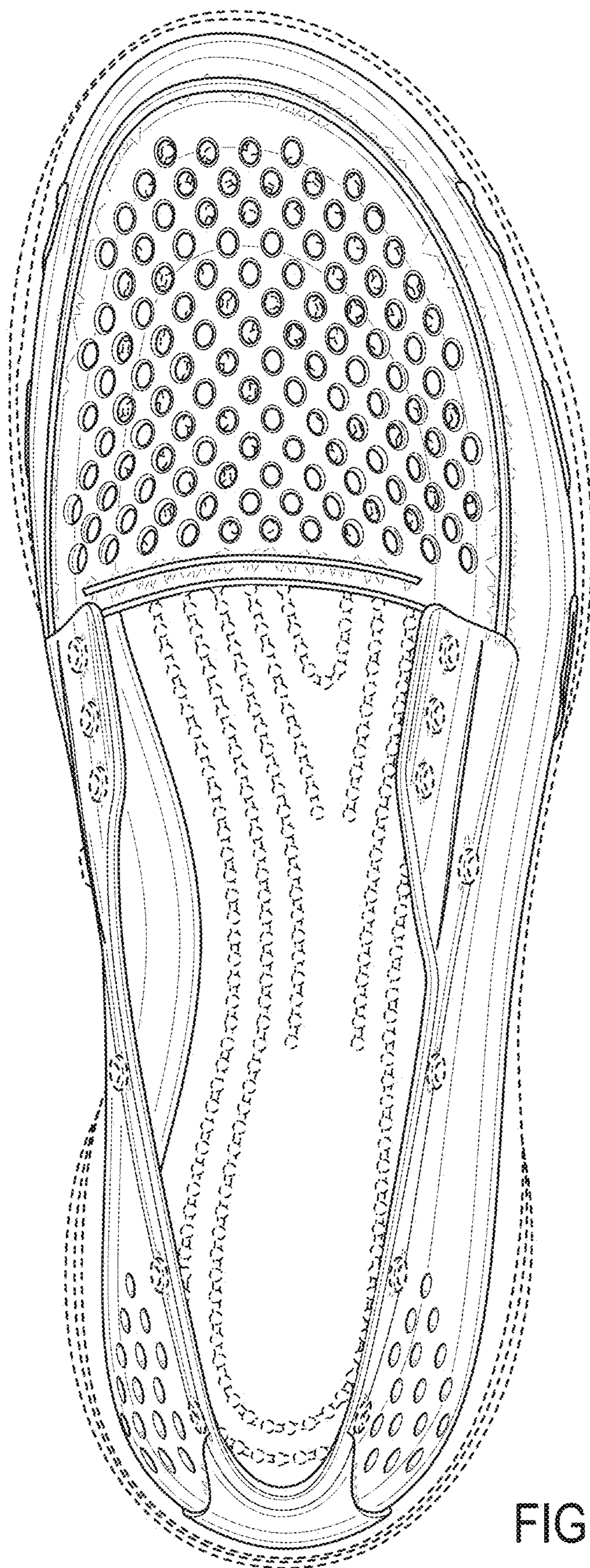


FIG. 6

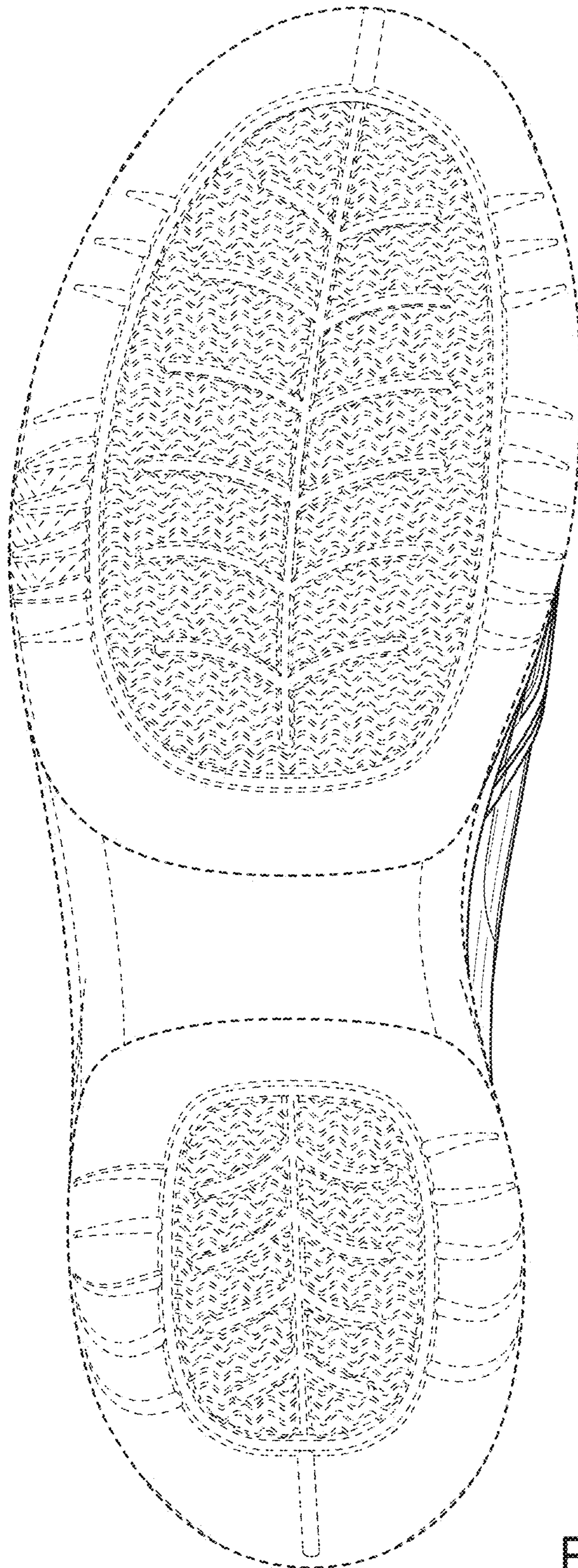


FIG. 7