



US00D874796S

(12) **United States Design Patent**  
**Hawes et al.**

(10) **Patent No.:** **US D874,796 S**  
(45) **Date of Patent:** **\*\* Feb. 11, 2020**

(54) **SANDAL**

(71) Applicants: **Ellis Sherburne Hawes**, Seattle, WA  
(US); **Lucas Paul Field**, Los Angeles,  
CA (US)

(72) Inventors: **Ellis Sherburne Hawes**, Seattle, WA  
(US); **Lucas Paul Field**, Los Angeles,  
CA (US)

(\*\*) Term: **15 Years**

(21) Appl. No.: **29/674,568**

(22) Filed: **Dec. 21, 2018**

(51) **LOC (12) Cl.** ..... **02-04**

(52) **U.S. Cl.**  
USPC ..... **D2/917; D2/897**

(58) **Field of Classification Search**  
USPC ..... D02/896-900, 916-925, 940, 943, 946,  
D02/947-952, 969  
CPC .. A43B 3/12; A43B 3/10; A43B 3/122; A43B  
23/25  
See application file for complete search history.

(56) **References Cited**

**U.S. PATENT DOCUMENTS**

- D181,542 S \* 11/1957 Kiyochi ..... A43B 3/103  
D2/917
- D189,716 S \* 2/1961 Kurata ..... D2/917
- D189,717 S \* 2/1961 Kurata ..... D2/917
- D190,468 S \* 6/1961 Kurata ..... D2/917

- D190,557 S \* 6/1961 Kurata ..... D2/917
- 4,172,330 A \* 10/1979 Kao ..... A43B 3/103  
36/101
- D342,597 S \* 12/1993 Clark ..... D2/898
- D446,002 S \* 8/2001 Leong ..... D2/919
- D460,852 S \* 7/2002 Daudier ..... D2/897
- D613,044 S \* 4/2010 Fu ..... D2/917
- D619,341 S \* 7/2010 Fu ..... D2/917
- D793,041 S \* 8/2017 Redondo ..... D2/917
- D806,369 S \* 1/2018 Christensen ..... D2/917
- D849,348 S \* 5/2019 Cramer ..... D32/40
- D854,792 S \* 7/2019 McLellan ..... D2/917

\* cited by examiner

*Primary Examiner* — Rashida C. Walshon

(74) *Attorney, Agent, or Firm* — Quickpatents, LLC;  
Kevin Prince

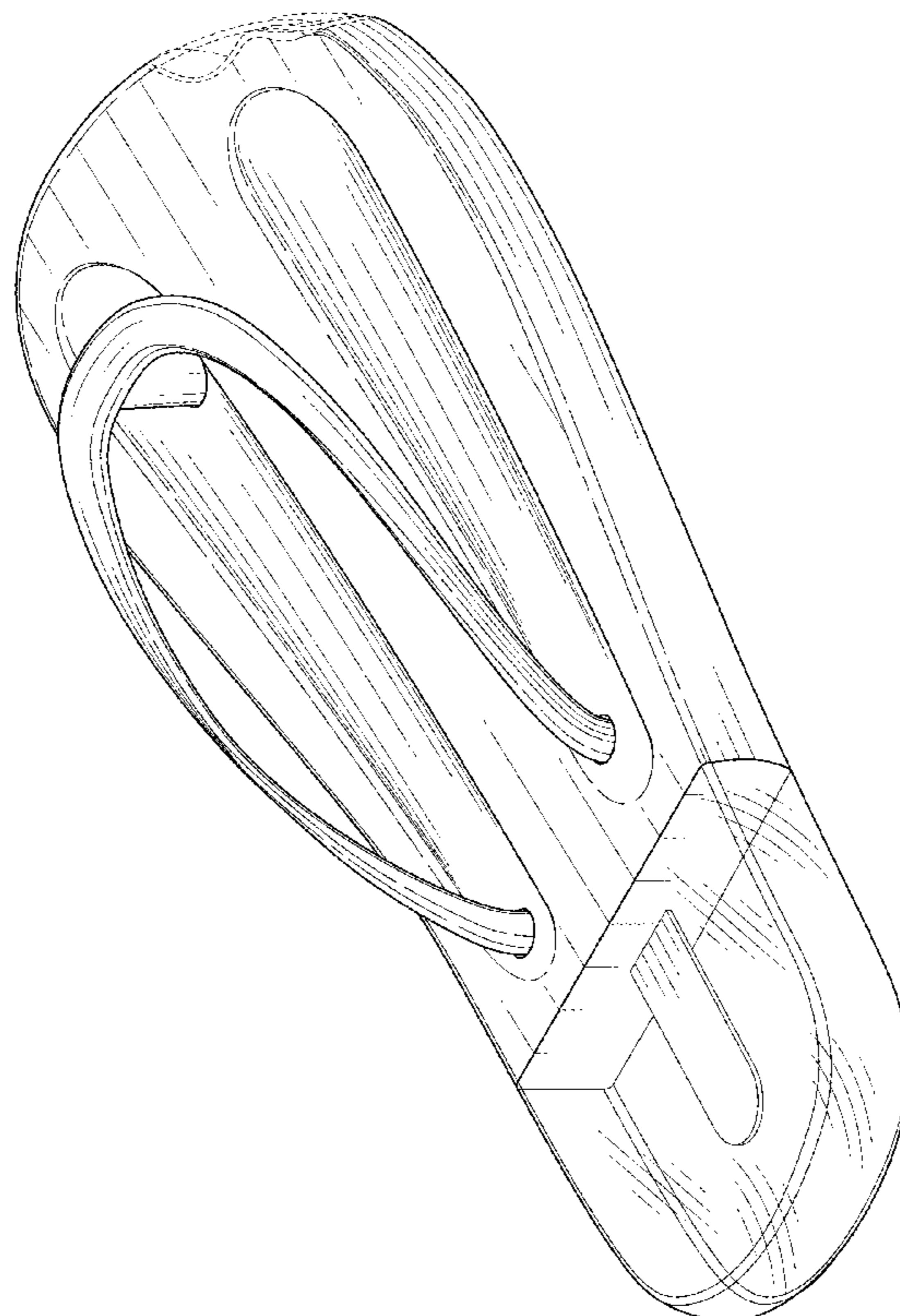
(57) **CLAIM**

The ornamental design for a sandal, as shown and described.

**DESCRIPTION**

FIG. 1 is a rear perspective view of a sandal, showing our new design;  
 FIG. 2 is a front elevational view thereof;  
 FIG. 3 is a rear elevational view thereof;  
 FIG. 4 is a left-side elevational view thereof;  
 FIG. 5 is a right-side elevational view thereof;  
 FIG. 6 is a top plan view thereof; and,  
 FIG. 7 is a bottom plan view thereof.  
 The broken lines showing text and a bite-shaped portion of the lower depict portions of the sandal that form no part of the claimed design.

**1 Claim, 5 Drawing Sheets**



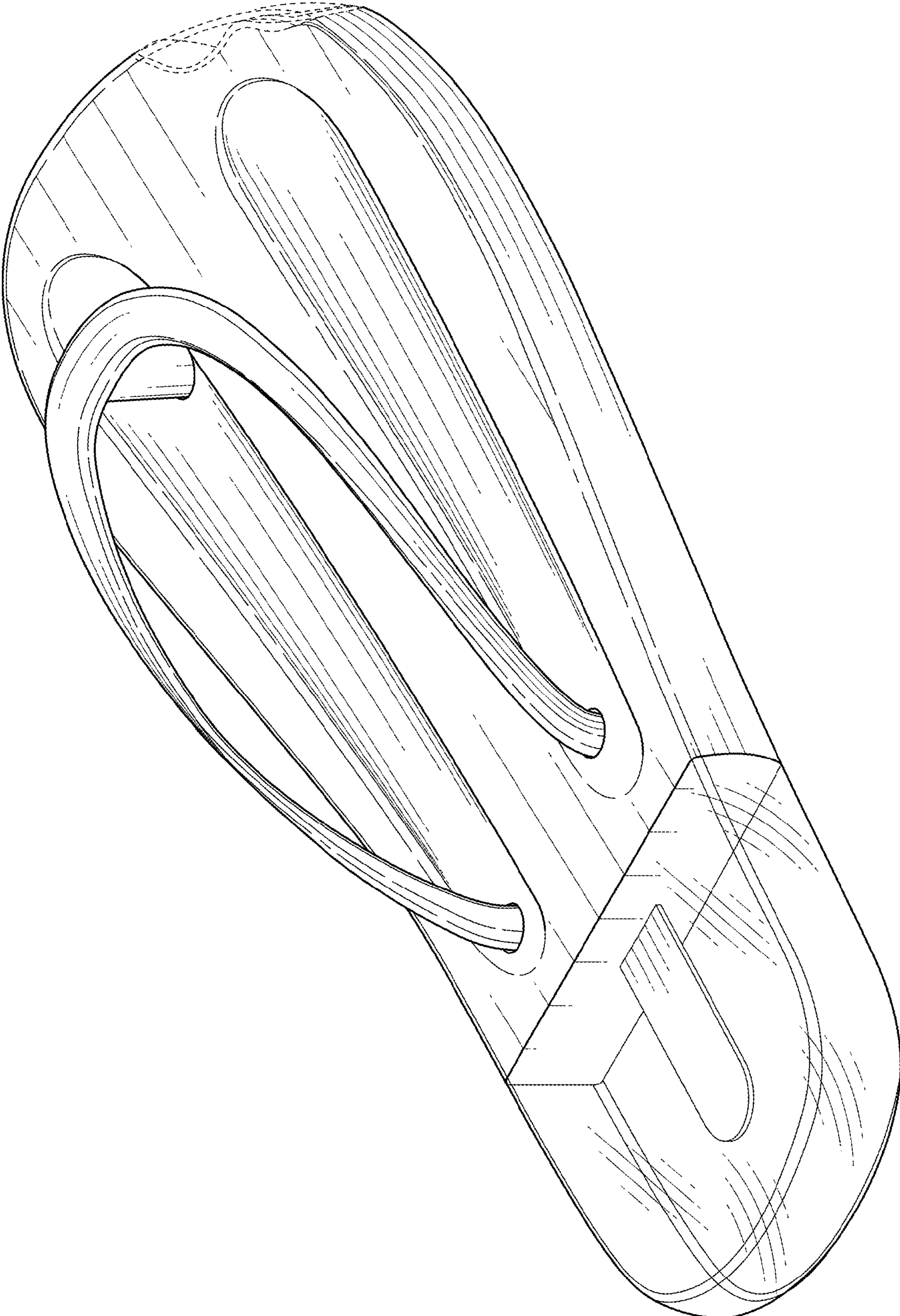


FIG. 1

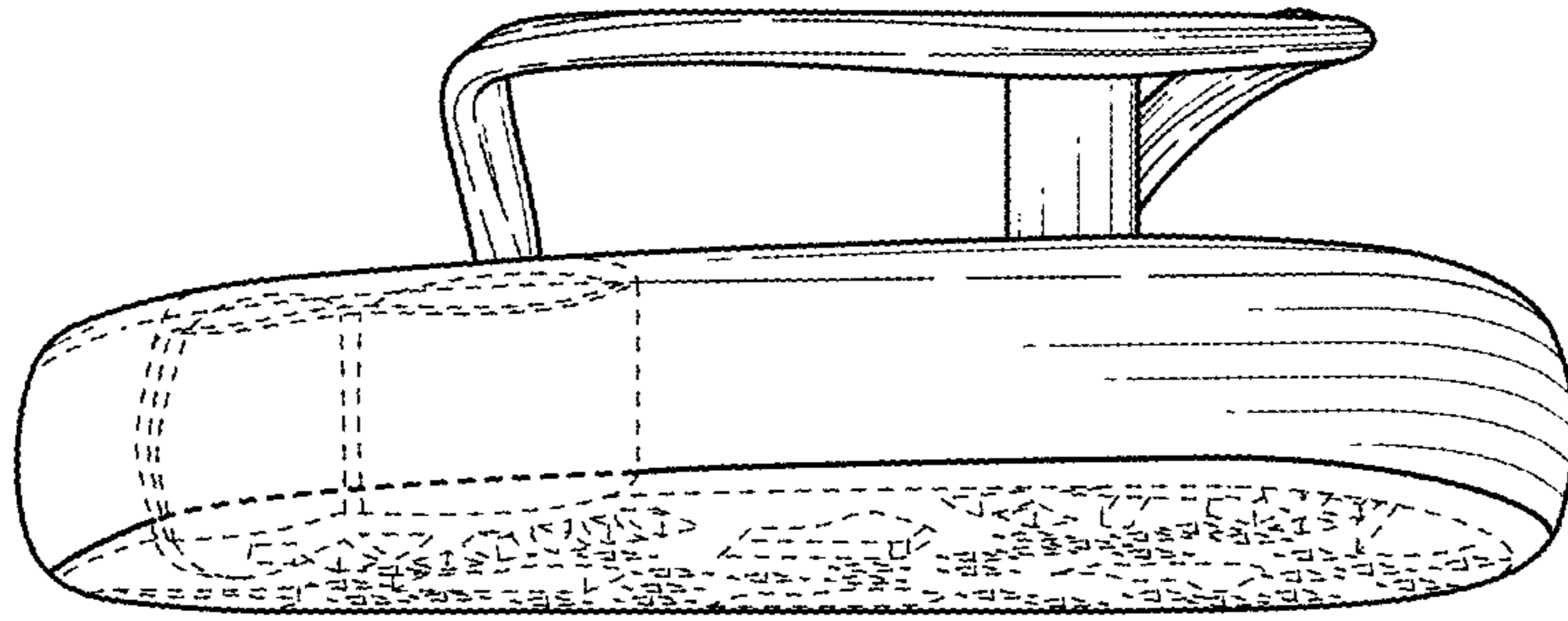


FIG. 2

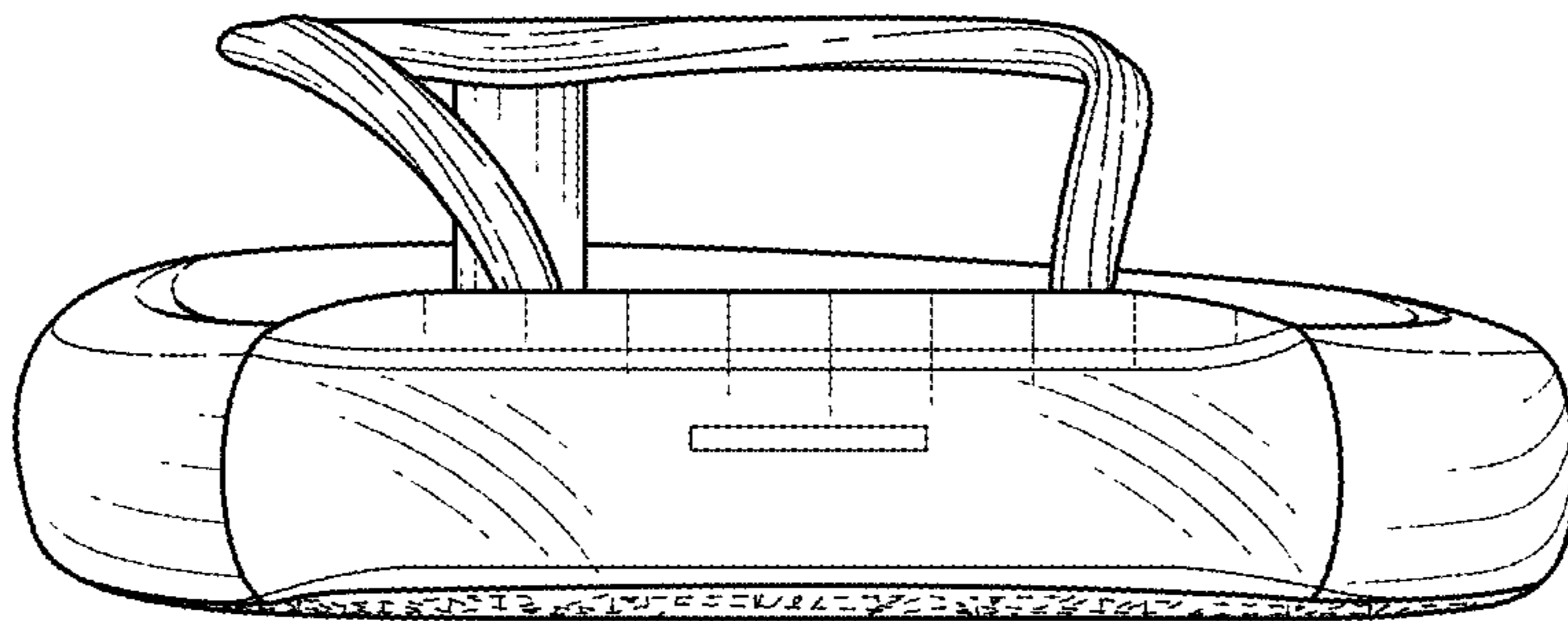


FIG. 3

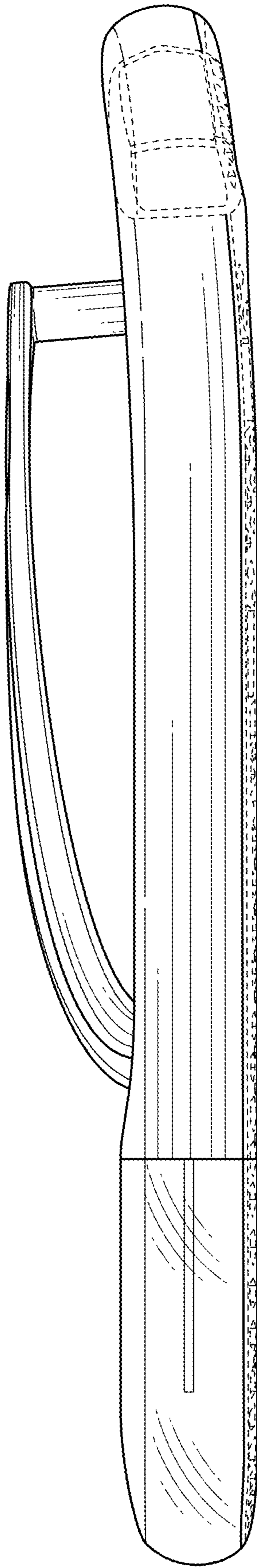


FIG. 4

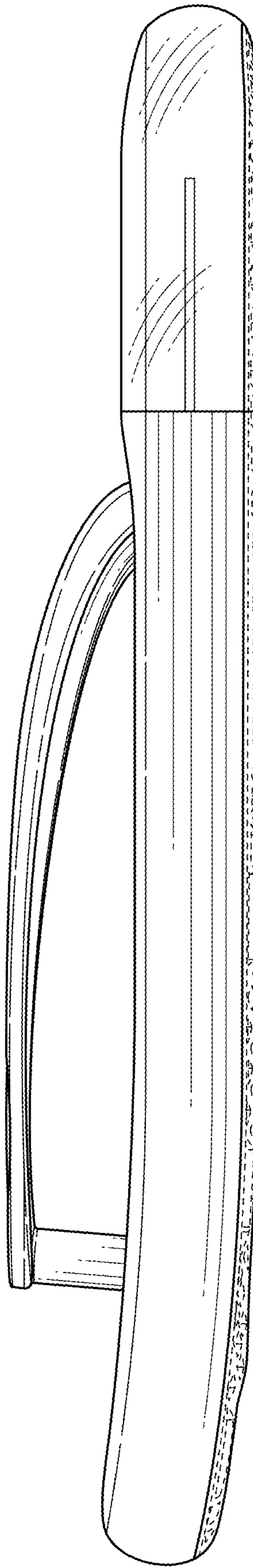


FIG. 5

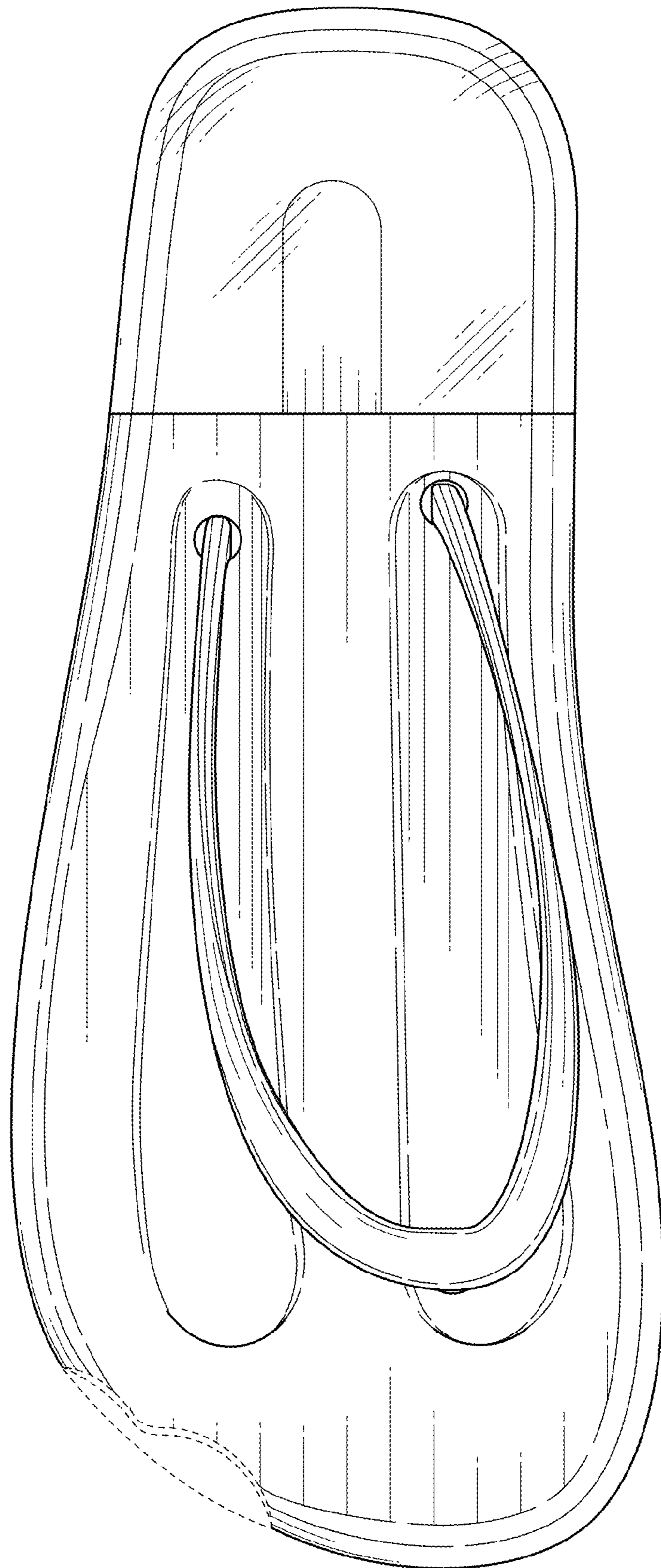


FIG. 6

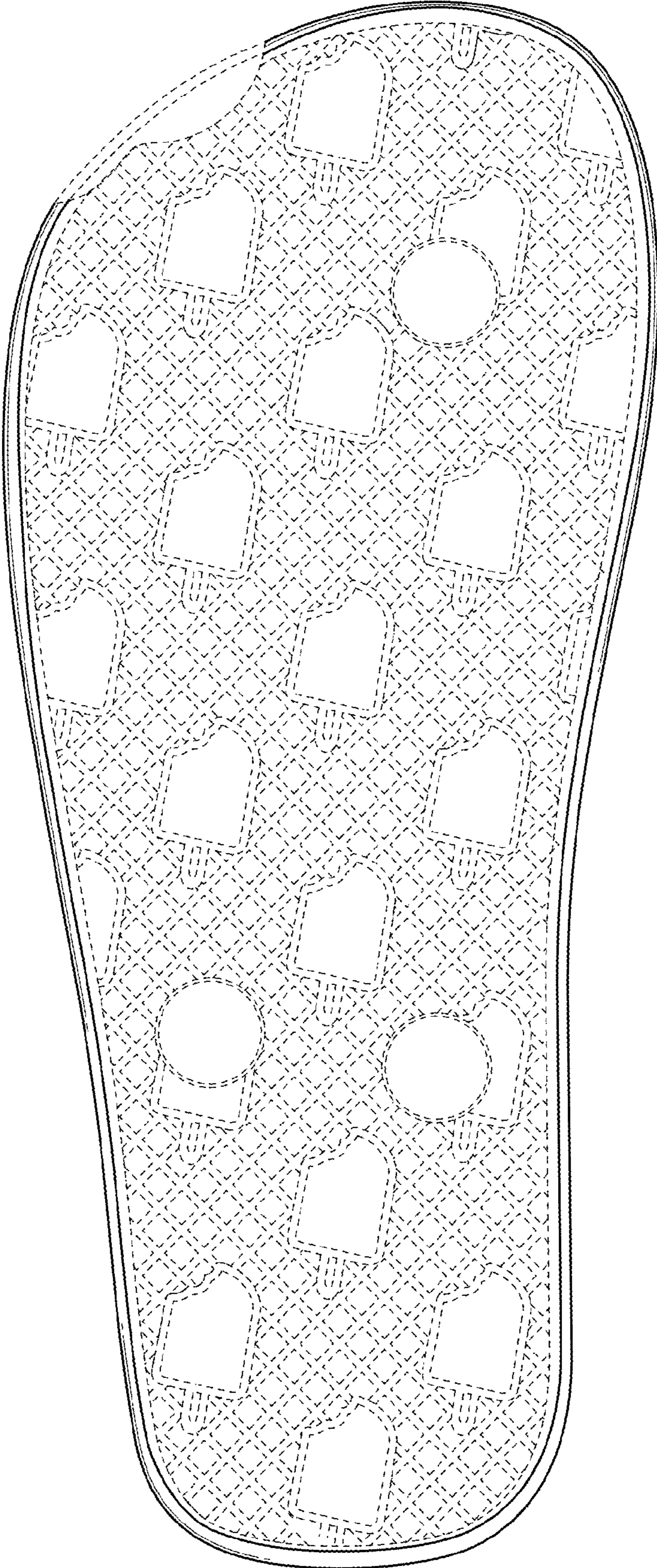


FIG. 7