



US00D874748S

(12) **United States Design Patent** (10) **Patent No.:** **US D874,748 S**
Steinkraus (45) **Date of Patent:** **** Feb. 4, 2020**

(54) **SPIKE BALL**

2220/17; A63B 2220/18; A63B 2220/40;
A63B 2220/803; A63B 2220/833; A63B
43/004; A63B 43/06; A63B 71/0622;
A63B 2071/0602; A63B 21/0055; A63B
2207/02;

(71) Applicant: **Gramercy Products, Inc.**, Secaucus,
NJ (US)

(72) Inventor: **William Steinkraus**, Fort Lee, NJ (US)

(Continued)

(73) Assignee: **GRAMERCY ProDucts, INC.**,
Secaucus, NJ (US)

(56) **References Cited**

(**) Term: **15 Years**

U.S. PATENT DOCUMENTS

(21) Appl. No.: **29/656,977**

1,877,673 A 9/1932 Law

2,098,395 A 11/1937 Law

(Continued)

(22) Filed: **Jul. 18, 2018**

Primary Examiner — Sheryl Lane

Assistant Examiner — Aula Soroush

(74) *Attorney, Agent, or Firm* — Thomas A. O'Rourke;
Bodner & O'Rourke, LLP

Related U.S. Application Data

(62) Division of application No. 29/642,883, filed on Apr.
3, 2018, now Pat. No. Des. 839,497.

(51) **LOC (12) Cl.** **30-99**

(52) **U.S. Cl.**

USPC **D30/160**

(58) **Field of Classification Search**

USPC D21/398, 400, 402, 412, 415, 426, 436,
D21/439, 440, 441, 455, 460-462,
D21/466-468, 479, 495, 563, 656, 712,
D21/713, 788, 799.1, 470, 681; D24/211,
D24/214, 215, 193-195; D30/160, 112,
D30/119; D1/125-127

CPC A63H 5/00; A63H 33/26; A63H 33/18;
A63H 29/22; A63H 29/24; A63H
2200/00; A63H 11/00; A63H 13/00;
A63H 18/02; A63H 18/14; A63H 18/16;
A63H 29/00; A63H 33/009; A63H 33/22;
A63H 33/3055; A63H 3/003; A63H
3/006; A63H 3/008; A63H 3/24; A63H
3/28; A63H 3/31; A63H 3/36; A63H
9/00; A63B 59/20; A63B 69/406; A63B
47/04; A63B 2220/51; A63B 2220/53;
A63B 2220/56; A63B 2220/805; A63B
2071/0625; A63B 2071/063; A63B


(57) **CLAIM**

The ornamental design for a spike ball, as shown and
described.

DESCRIPTION

FIG. 1 is a top perspective view of a spike ball;
FIG. 2 is a top view of the spike ball of FIG. 1;
FIG. 3 is a bottom view of the spike ball of FIG. 1;
FIG. 4 is a front view of the spike ball of FIG. 1 turned 90°;
FIG. 5 is rear view of the spike ball of FIG. 1;
FIG. 6 is a right side view of the spike ball of FIG. 1;
FIG. 7 is a left side view of the spike ball of FIG. 8;
FIG. 8 is a top perspective view of a spike ball in accordance
with an alternate embodiment of the present invention;
FIG. 9 is a top view of the spike ball of FIG. 8;
FIG. 10 is a bottom view of the spike ball of FIG. 8;
FIG. 11 is a front view of the spike ball of FIG. 8 turned 90°;
FIG. 12 is a rear view of the spike ball of FIG. 8;
FIG. 13 is a right side view of the spike ball of FIG. 8; and,
FIG. 14 is a left side view of the spike ball of FIG. 8.

1 Claim, 8 Drawing Sheets



(58) **Field of Classification Search**
 CPC A63B 2225/54; A63B 69/0053; A63B
 2047/043
 See application file for complete search history.

(56) **References Cited**
 U.S. PATENT DOCUMENTS

2,304,190 A 12/1942 Milner
 RE23,176 E 11/1949 Milner
 2,867,425 A 1/1959 Teller
 3,046,016 A 7/1962 Laws
 D219,284 S 11/1970 Hunt
 3,633,538 A 1/1972 Hoeflin
 3,889,950 A 6/1975 Kasravi
 3,968,074 A 7/1976 Schwarze
 4,002,893 A 1/1977 Newcomb
 4,006,908 A 2/1977 Minami
 4,113,829 A 9/1978 Bowker
 4,297,809 A 11/1981 Branson
 4,527,351 A 7/1985 Gerakiteys
 D287,988 S 1/1987 Billingham
 4,732,925 A 3/1988 Davis
 5,196,462 A 3/1993 Berta
 D337,398 S 7/1993 Axelrod
 5,263,436 A 11/1993 Axelrod
 D343,262 S 1/1994 Axelrod
 5,344,864 A 9/1994 Kushida
 5,358,440 A 10/1994 Zheng
 D373,229 S 8/1996 O'Rourke et al.
 D376,449 S 12/1996 Axelrod
 5,611,532 A 3/1997 Forrest
 5,695,706 A 12/1997 Welsh
 D393,671 S * 4/1998 Honaker D21/707
 5,810,636 A 9/1998 Harned
 D402,318 S 12/1998 Dunipace
 D407,868 S 4/1999 Axelrod
 D408,482 S 4/1999 Morrison
 5,934,966 A 8/1999 Ward
 D417,319 S 11/1999 Weiss, Jr.
 6,003,470 A 12/1999 Budman
 D418,839 S 1/2000 Simon
 D421,078 S * 2/2000 Weiss, Jr. D21/713
 6,073,588 A 6/2000 McClung
 6,083,127 A 7/2000 O'Shea
 6,089,938 A 7/2000 Spector
 6,113,453 A 9/2000 Stufflebeam
 D433,719 S 11/2000 Hutchings
 6,174,214 B1 1/2001 Cooper
 D450,894 S 11/2001 Suchowski et al.
 D451,651 S 12/2001 Kaplan
 D453,242 S 1/2002 Kaplan
 D454,993 S 3/2002 Herrenbruck
 D456,959 S 5/2002 Simon
 6,390,879 B1 5/2002 Spector
 D462,487 S 9/2002 Axelrod
 D468,378 S 1/2003 Routzong
 D470,277 S 2/2003 Tu
 D473,683 S 4/2003 Willinger
 D477,441 S 7/2003 Willinger et al.
 D478,947 S 8/2003 Lu
 D479,897 S 9/2003 Willinger
 6,622,659 B2 9/2003 Willinger
 6,651,590 B2 11/2003 Willinger
 6,682,384 B2 1/2004 Wang
 6,695,666 B2 2/2004 Nikonorov
 D489,494 S 5/2004 Silverglate
 6,739,934 B1 5/2004 Adler
 D496,773 S 10/2004 Tepper et al.
 D497,457 S 10/2004 Willinger
 D500,902 S 1/2005 Crane et al.
 6,918,809 B2 7/2005 Persall
 6,939,191 B1 9/2005 Wu
 D511,228 S 11/2005 Byrne
 D512,541 S 12/2005 Byrne
 D513,545 S 1/2006 Byrne
 D514,263 S 1/2006 Willinger

7,096,826 B2 8/2006 Markham
 D529,667 S 10/2006 Axelrod
 D531,365 S 10/2006 Axelrod
 D534,694 S 1/2007 Pozzoni
 D539,430 S 3/2007 Lowsky, Jr. et al.
 D540,496 S 4/2007 Axelrod
 D546,508 S 7/2007 Robertson
 D548,409 S 8/2007 Renforth
 D549,889 S 8/2007 Winkler et al.
 D563,609 S 3/2008 Gick
 D565,806 S 4/2008 Rutherford
 D569,562 S 5/2008 Nazimek
 D577,868 S 9/2008 Rutherford et al.
 D578,726 S 10/2008 Edwards
 D581,765 S * 12/2008 Lane D21/707
 D584,476 S 1/2009 Caudill et al.
 D584,477 S 1/2009 Caudill et al.
 D590,127 S 4/2009 Caudill et al.
 D599,963 S 9/2009 Crane et al.
 D613,913 S 4/2010 Watson et al.
 D617,509 S 6/2010 Rutherford
 D624,713 S 9/2010 Rutherford et al.
 D626,706 S 11/2010 Ragonetti
 D636,948 S 4/2011 Axelrod et al.
 D636,949 S 4/2011 Axelrod et al.
 D640,329 S 6/2011 Oblack
 7,976,355 B2 7/2011 McAnulty
 D655,056 S 2/2012 Blair
 D658,823 S 5/2012 Viola
 D665,135 S 8/2012 Gick
 8,241,153 B2 8/2012 Williams
 D672,927 S 12/2012 Bertsch
 D673,740 S 1/2013 Burger et al.
 8,348,713 B2 1/2013 Groft
 D677,439 S 3/2013 Renforth
 D677,440 S 3/2013 Renforth
 D677,441 S 3/2013 Renforth
 8,402,923 B2 3/2013 Jager
 D680,280 S 4/2013 Nielsen
 8,474,410 B2 7/2013 Oblack
 D689,654 S 9/2013 Oblack et al.
 D691,334 S 10/2013 Byrne
 D694,964 S 12/2013 Axelrod et al.
 D695,371 S * 12/2013 Hedeon, Jr. D21/707
 D697,274 S 1/2014 Thorne
 D701,655 S 3/2014 Byrne
 D702,004 S 4/2014 Byrne
 D702,405 S 4/2014 Yerton et al.
 D706,883 S * 6/2014 Hedeon, Jr. D21/707
 D708,817 S 7/2014 Axelrod et al.
 D708,818 S 7/2014 Axelrod et al.
 D709,252 S 7/2014 Yerton et al.
 D717,016 S 11/2014 Osenga
 D722,730 S 2/2015 Simon et al.
 D728,868 S 5/2015 Smith
 D736,483 S 8/2015 Crane
 D742,601 S * 11/2015 Holterhaus D30/121
 D746,002 S 12/2015 Crane
 D747,565 S 1/2016 Beckley
 D747,832 S 1/2016 Setser
 D747,834 S 1/2016 Byrne
 D762,042 S 7/2016 Osenga
 D763,519 S 8/2016 Anderson
 D767,831 S 9/2016 Holterhaus et al.
 D771,326 S * 11/2016 Lai D30/160
 D774,710 S 12/2016 Stiles
 D776,370 S 1/2017 Miksovsky et al.
 D776,371 S 1/2017 Tome
 D779,136 S 2/2017 Eisenbarth
 D780,384 S 2/2017 Miksovsky et al.
 D782,753 S 3/2017 Eisenbarth
 D786,513 S 5/2017 Tome
 D796,125 S 8/2017 Gibson
 D803,490 S 11/2017 Chung
 D810,364 S 2/2018 Wilson et al.
 D811,018 S 2/2018 Toolan
 D812,320 S 3/2018 Stone
 D812,822 S 3/2018 Pinto et al.
 D839,497 S * 1/2019 Steinkraus D30/160

(56)

References Cited

U.S. PATENT DOCUMENTS

D858,909 S *	9/2019	SteinKraus	D30/160
2002/0111105 A1	8/2002	Silverglate		
2003/0184013 A1	10/2003	Chodosh		
2003/0232565 A1	12/2003	Silverglate		
2004/0083983 A1	5/2004	Markham		
2004/0089245 A1	5/2004	Markham		
2004/0166764 A1	8/2004	Stark		
2004/0259460 A1	12/2004	Persall		
2006/0073758 A1	4/2006	Goodwin		
2006/0141896 A1	6/2006	Owens		
2009/0176436 A1	7/2009	Stark		

* cited by examiner




FIG. 1




FIG. 2




FIG. 3

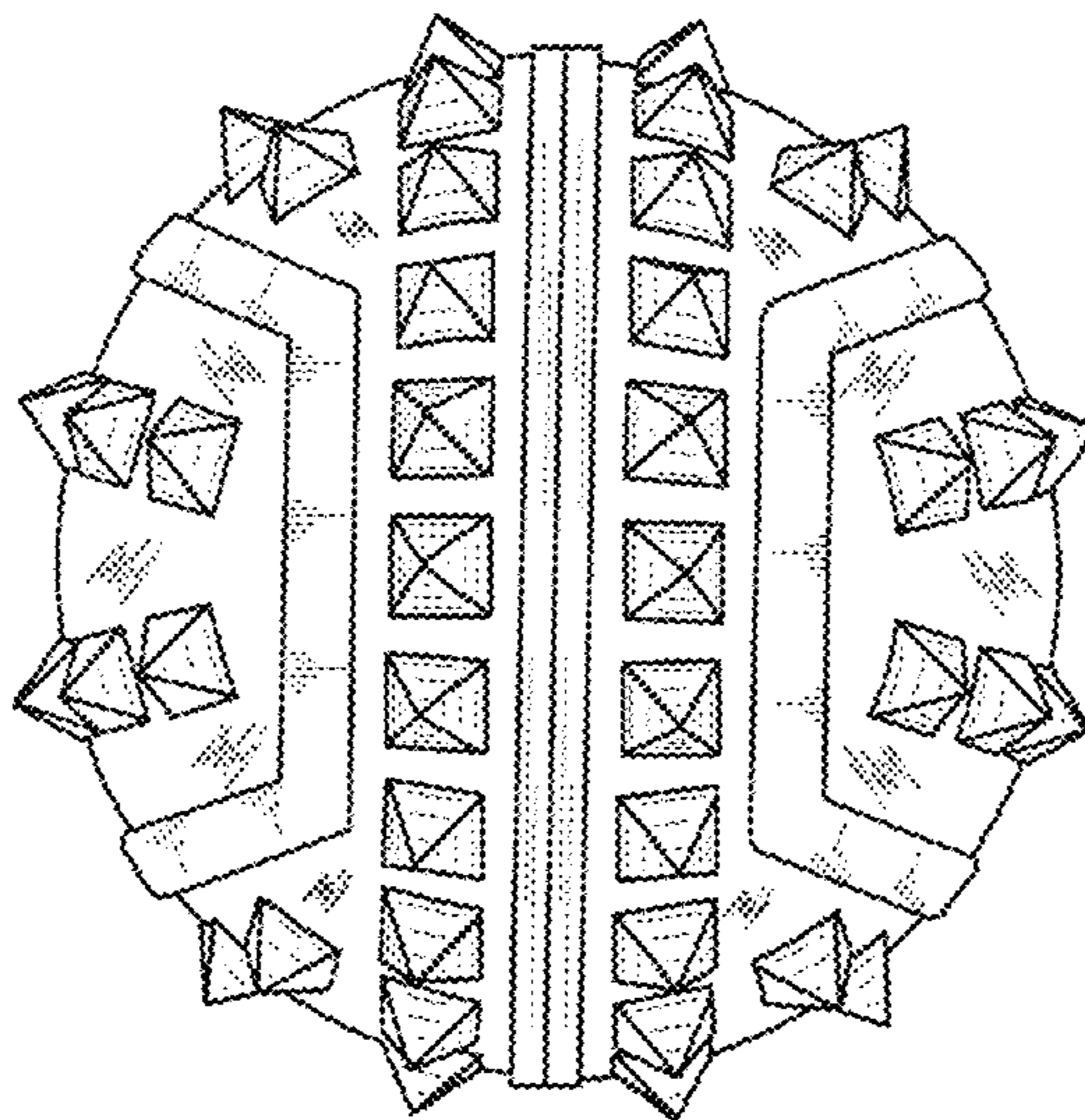


FIG. 4

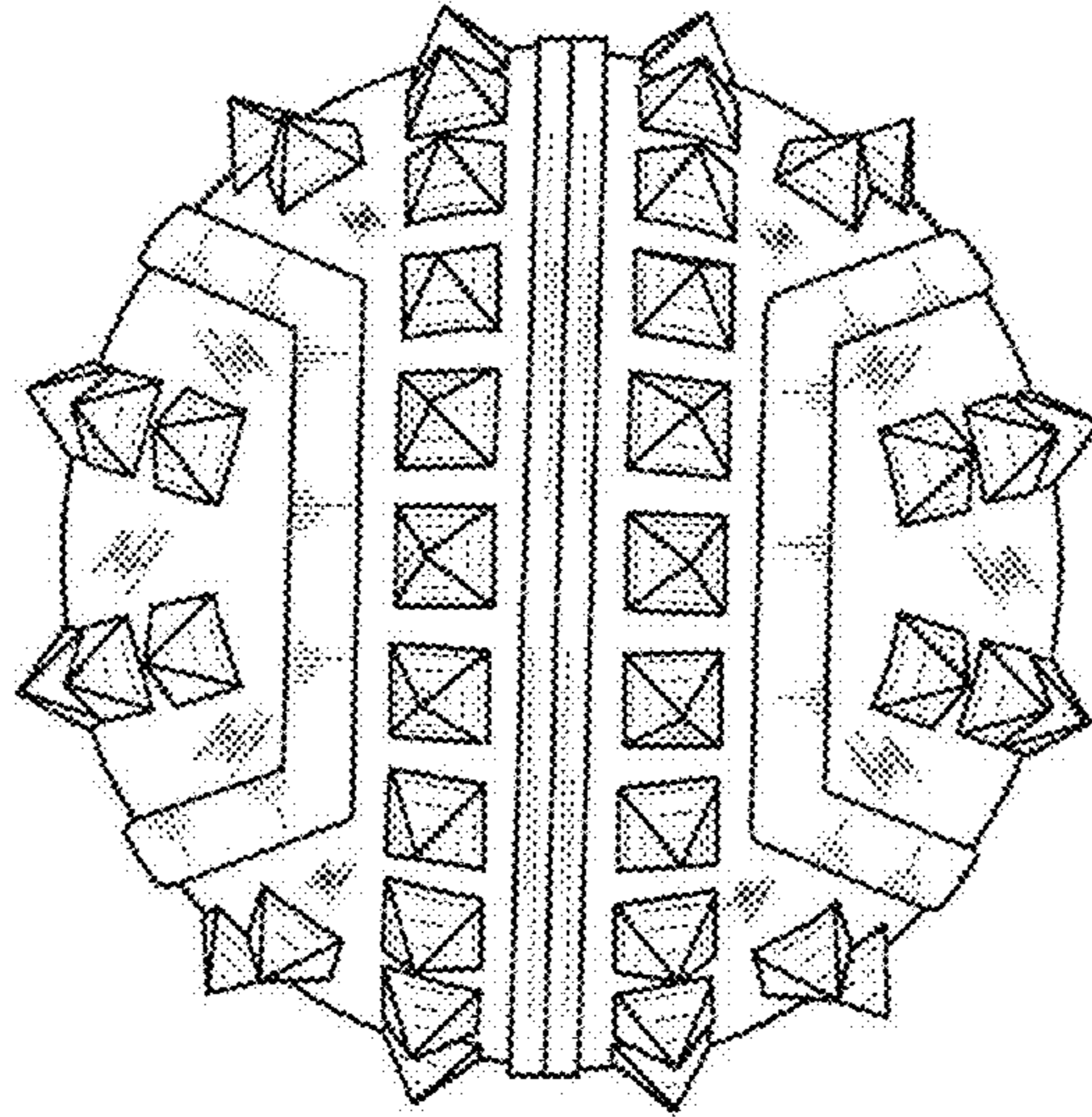


FIG. 5




FIG. 6




FIG. 7




FIG. 8




FIG. 9




FIG. 10




FIG. 11




FIG. 12




FIG. 13




FIG. 14