



US00D874747S

(12) **United States Design Patent**
Nguyen

(10) **Patent No.:** **US D874,747 S**

(45) **Date of Patent:** **** Feb. 4, 2020**

(54) **PET TOY**

A63B 2071/0602; A63B 21/0055; A63B
2207/02; A63B 2225/54; A63B 69/0053;
A63B 2047/043

(71) Applicant: **Doskocil Manufacturing Company,
Inc., Arlington, TX (US)**

See application file for complete search history.

(72) Inventor: **Vung Van Nguyen, Ho Chi Minh (VN)**

(56)

References Cited

(73) Assignee: **DOSKOCIL MANUFACTURING
COMPANY, INC., Arlington, TX (US)**

U.S. PATENT DOCUMENTS

(**) Term: **15 Years**

(21) Appl. No.: **29/626,188**

(22) Filed: **Nov. 15, 2017**

(51) **LOC (12) Cl.** **30-99**

(52) **U.S. Cl.**
USPC **D30/160**

(58) **Field of Classification Search**
USPC D21/398, 400, 402, 412, 415, 426, 436,
D21/439, 440, 441, 443, 455, 460-462,
D21/466-468, 479, 495, 563, 656, 712,
D21/713, 788, 799.1, 470, 681; D24/211,
D24/214, 215, 193-195; D30/160, 112,
D30/119; D1/125-127
CPC A63H 5/00; A63H 33/26; A63H 33/18;
A63H 29/22; A63H 29/24; A63H
2200/00; A63H 11/00; A63H 13/00;
A63H 18/02; A63H 18/14; A63H 18/16;
A63H 29/00; A63H 33/009; A63H 33/22;
A63H 33/3055; A63H 3/003; A63H
3/006; A63H 3/008; A63H 3/24; A63H
3/28; A63H 3/31; A63H 3/36; A63H
9/00; A63B 59/20; A63B 69/406; A63B
47/04; A63B 2220/51; A63B 2220/53;
A63B 2220/56; A63B 2220/805; A63B
2071/0625; A63B 2071/063; A63B
2220/17; A63B 2220/18; A63B 2220/40;
A63B 2220/803; A63B 2220/833; A63B
43/004; A63B 43/06; A63B 71/0622;

5,083,799	A	1/1992	Thill	
D402,318	S *	12/1998	Dunipace	D21/443
6,764,371	B2	7/2004	Hartman et al.	
D650,964	S *	12/2011	Roberson	D99/5
D668,007	S *	9/2012	Ottosson	D21/460
D742,601	S *	11/2015	Holterhaus	D30/121
D753,351	S *	4/2016	Anderson	D30/160
D822,296	S *	7/2018	Loibl	D30/160
D844,403	S *	4/2019	Toye	D8/1
2004/0083983	A1 *	5/2004	Markham	A01K 15/025 119/709
2004/0259460	A1 *	12/2004	Persall, Sr.	A01K 15/026 446/20

(Continued)

Primary Examiner — Sheryl Lane
Assistant Examiner — Aula Soroush
(74) *Attorney, Agent, or Firm* — Global IP Counselors,
LLP

(57)

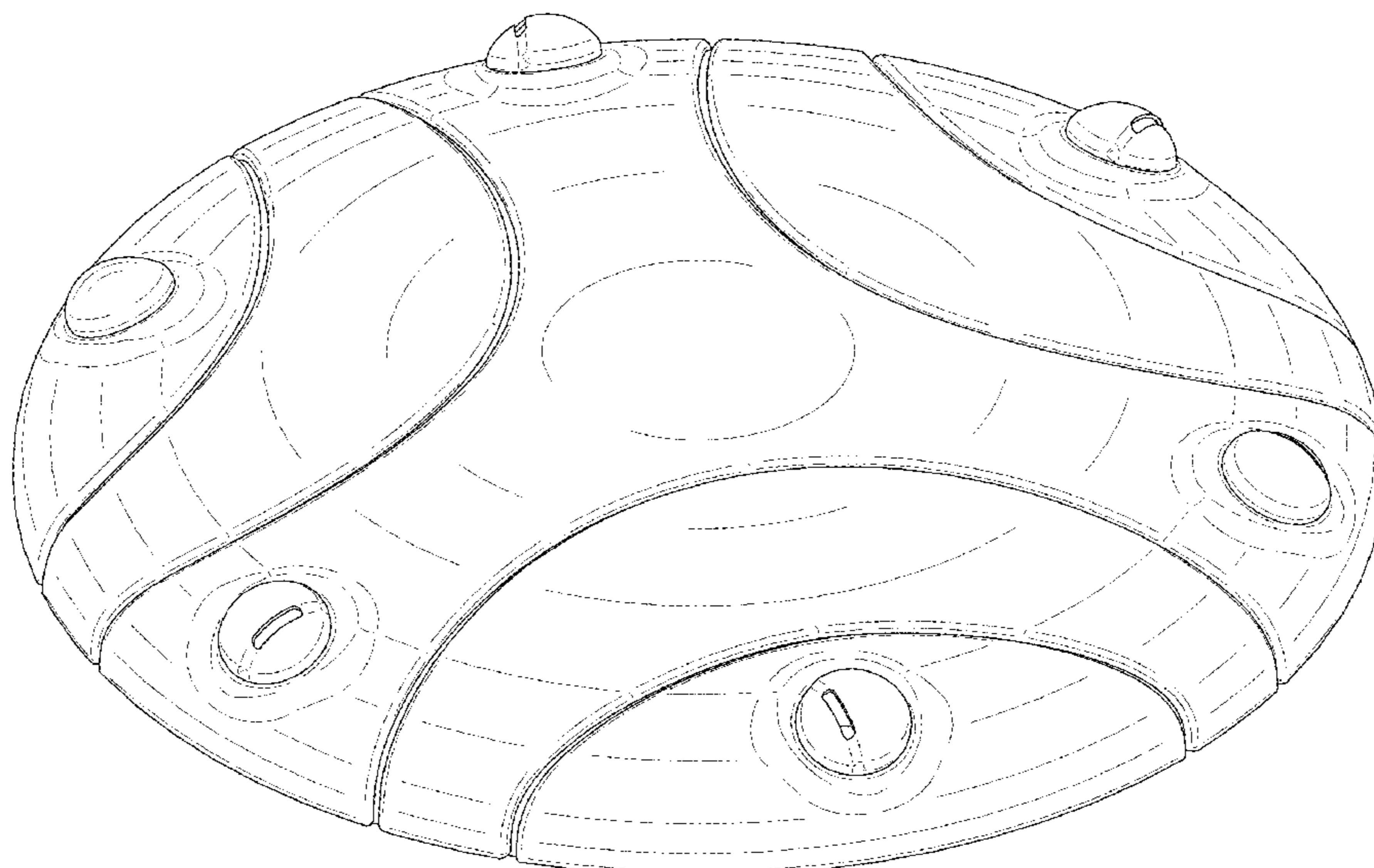
CLAIM

The ornamental design for a pet toy, as shown and described.

DESCRIPTION

FIG. 1 is a top perspective view of a pet toy in accordance with my new design;
FIG. 2 is a bottom perspective view thereof;
FIG. 3 is a top view thereof;
FIG. 4 is a bottom view thereof;
FIG. 5 is a front view thereof;
FIG. 6 is a rear view thereof;
FIG. 7 is a left side view thereof; and,
FIG. 8 is a right side view thereof.
The broken lines in the drawings illustrate portions of the pet toy that form no part of the claimed design.

1 Claim, 6 Drawing Sheets



(56)

References Cited

U.S. PATENT DOCUMENTS

2006/0141896 A1* 6/2006 Owens A63H 33/18
446/48

* cited by examiner

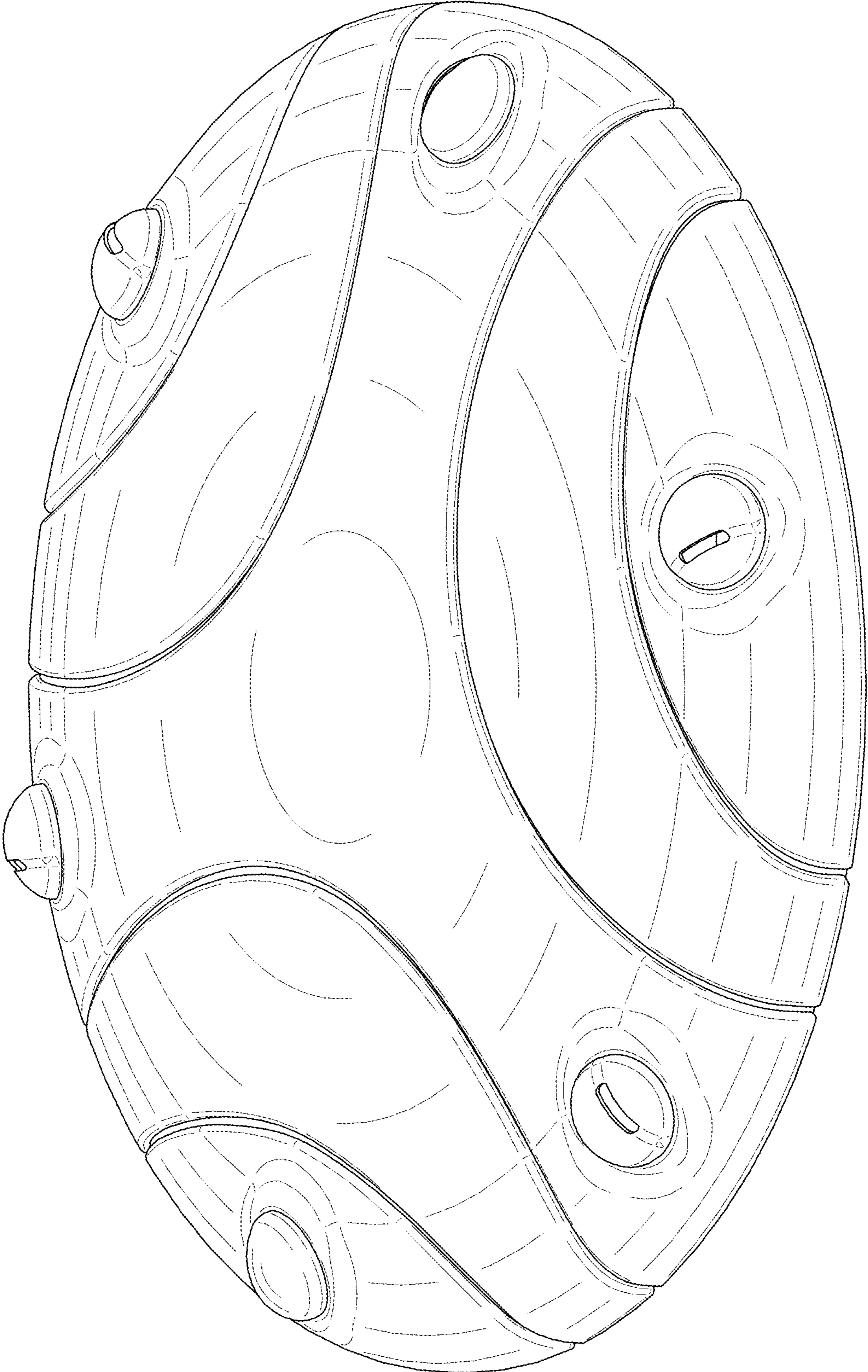


FIG. 1

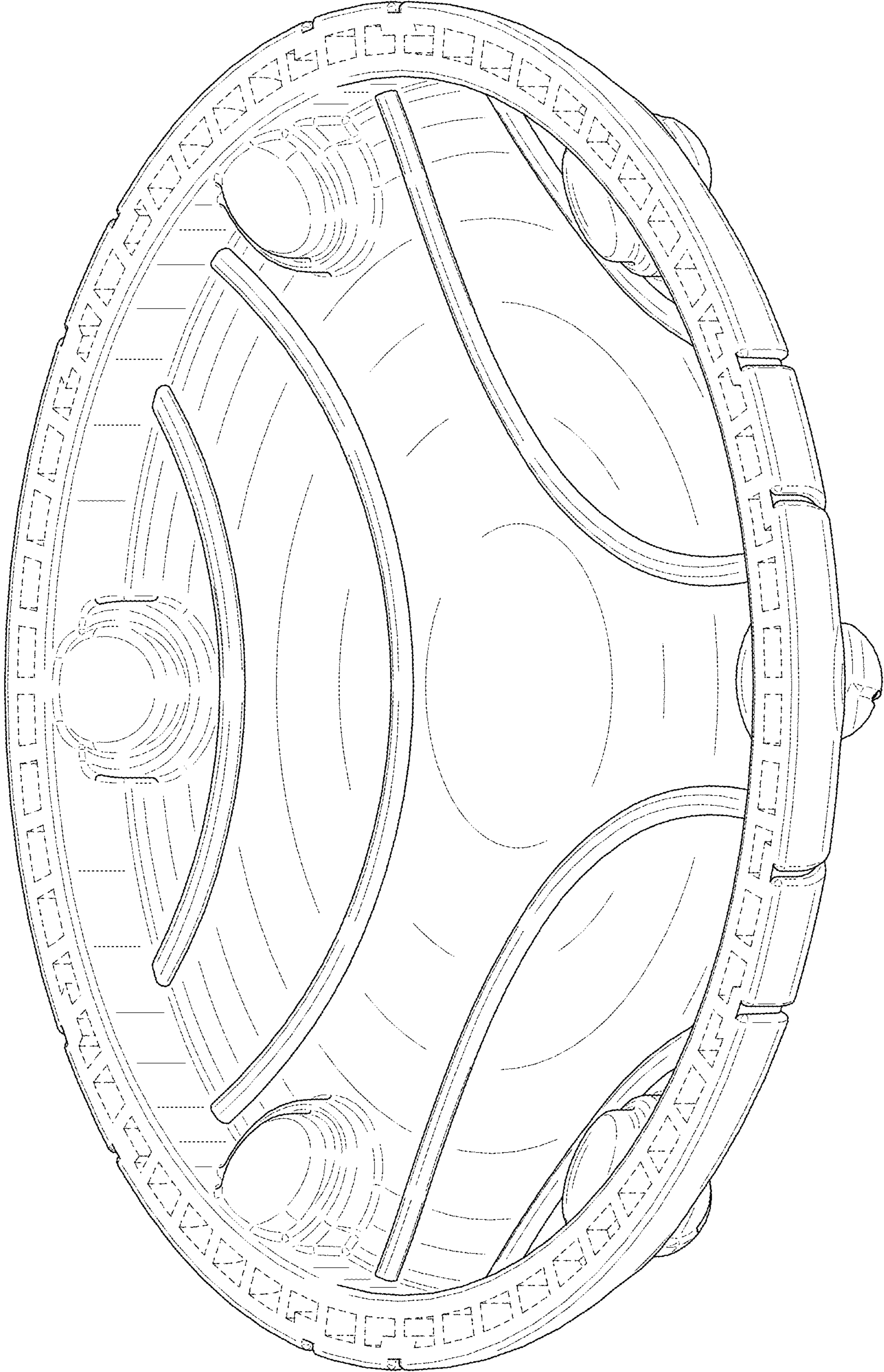


FIG. 2

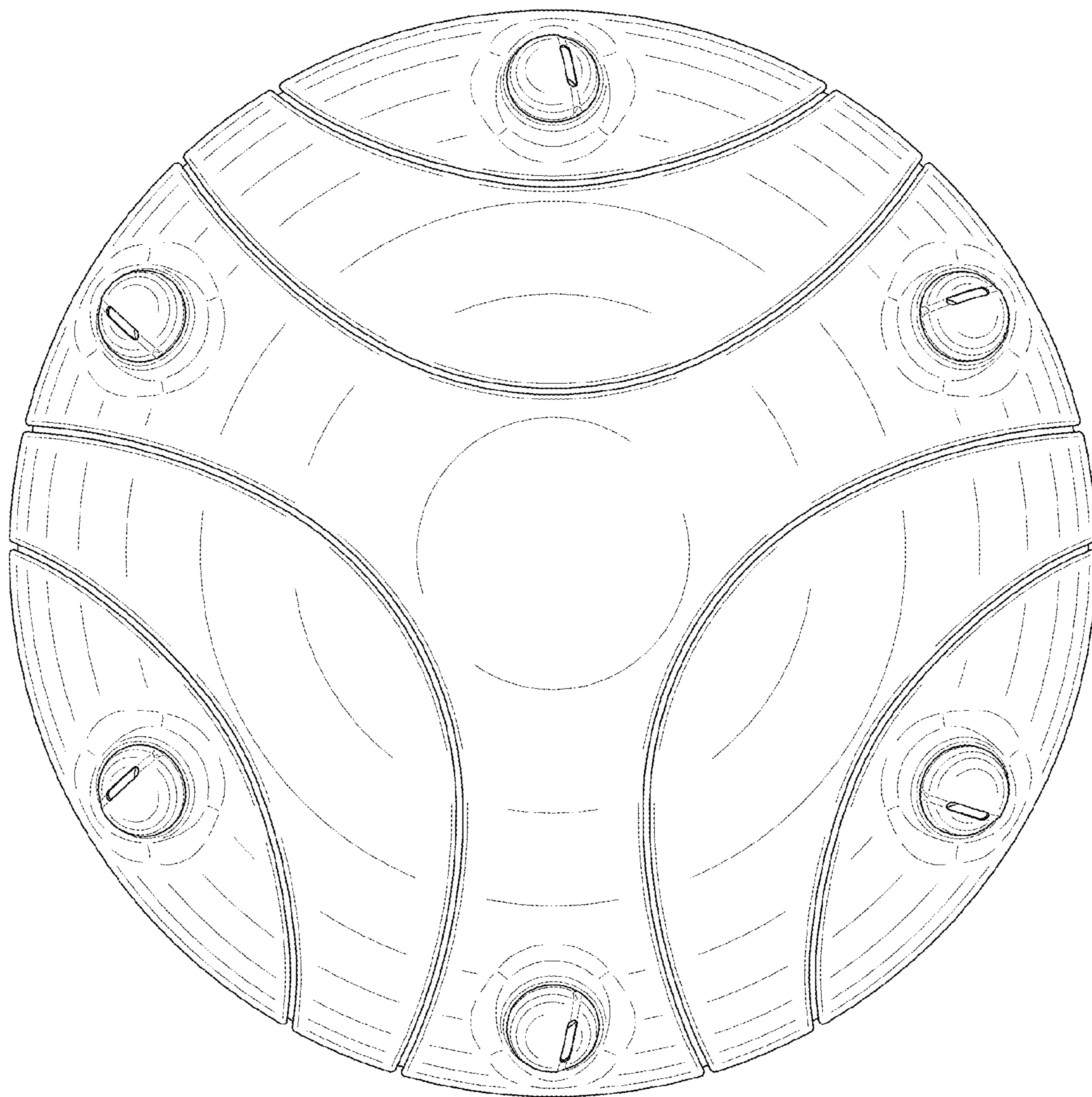


FIG. 3

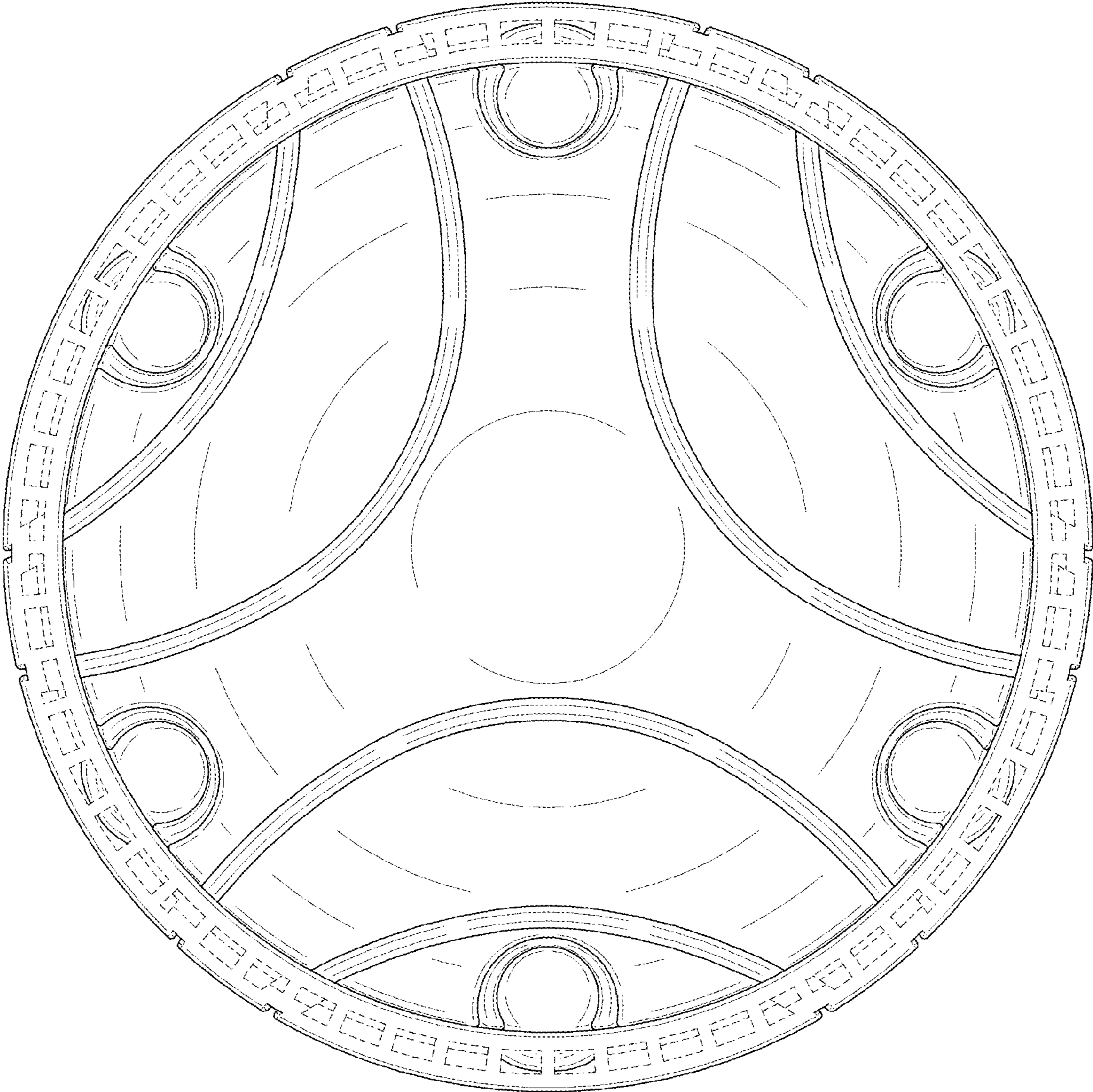


FIG. 4

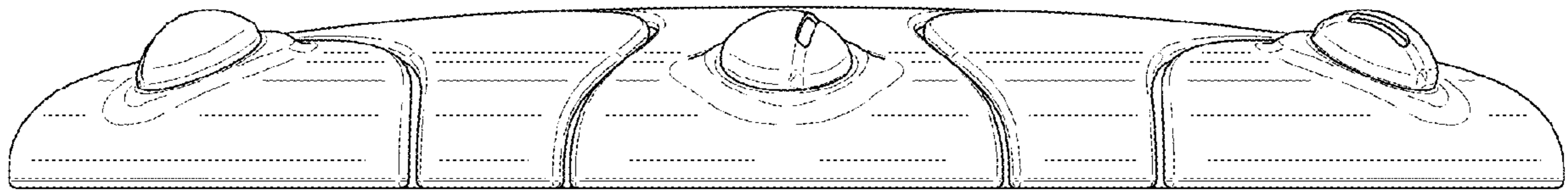


FIG. 5

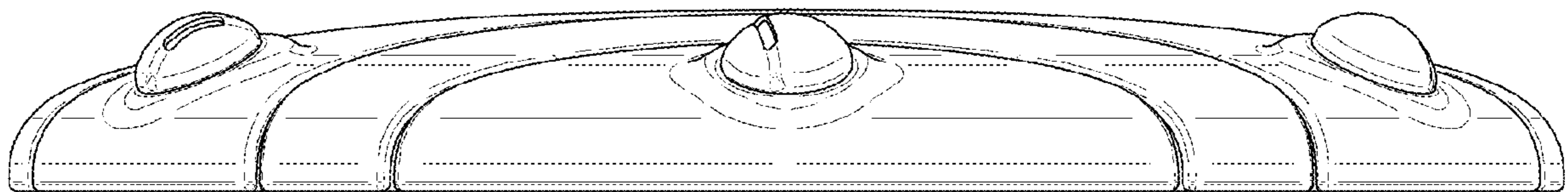


FIG. 6

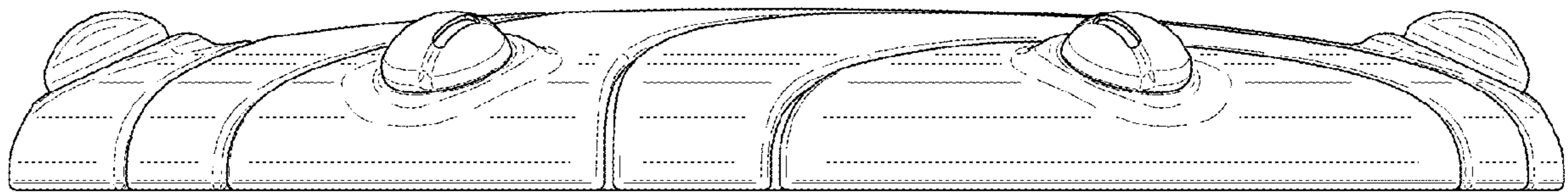


FIG. 7

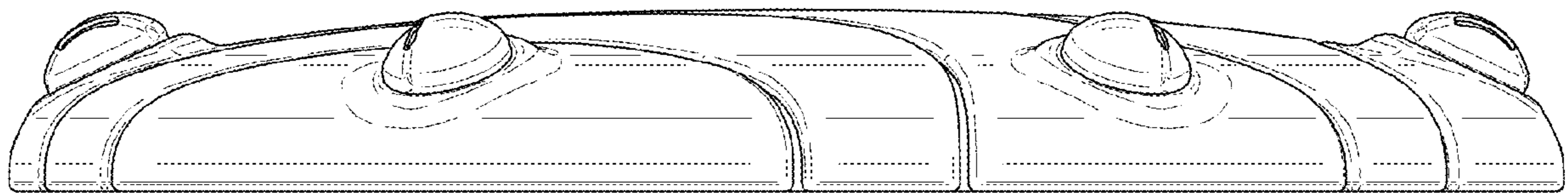


FIG. 8