



US00D874725S

(12) **United States Design Patent** (10) **Patent No.:** **US D874,725 S**  
**Riehle et al.** (45) **Date of Patent:** **\*\* Feb. 4, 2020**

(54) **RAZOR**  
(71) Applicant: **The Gillette Company LLC**, Boston, MA (US)  
(72) Inventors: **Jonathon Albert Riehle**, Brighton, MA (US); **Matthew Michael Long**, Methuen, MA (US); **Jahdiel Fyfield**, Roslindale, MA (US); **Jack Anthony Washington**, Mendon, MA (US)  
(73) Assignee: **The Gillette Company LLC**, Boston, MA (US)

D613,456 S \* 4/2010 Cataudella ..... D28/46  
D630,797 S \* 1/2011 Witkus ..... D28/47  
D633,254 S \* 2/2011 Witkus ..... D28/47  
D658,809 S \* 5/2012 Jessemey ..... D28/47  
8,186,062 B2 \* 5/2012 Fischer ..... B26B 21/4018  
30/34.2  
D665,948 S \* 8/2012 Jessemey ..... D28/47  
8,448,339 B2 \* 5/2013 Walker, Jr. .... B26B 21/4031  
30/50  
D731,709 S \* 6/2015 Provost ..... D28/48  
D739,604 S \* 9/2015 Christie ..... D28/48  
D843,058 S \* 3/2019 Fyfield ..... D28/46  
D843,060 S \* 3/2019 Fyfield ..... D28/48  
D843,659 S \* 3/2019 Go ..... D28/48  
2011/0203124 A1 \* 8/2011 Bridges ..... B26B 21/4037  
30/539

(\*\*) Term: **15 Years**

\* cited by examiner

(21) Appl. No.: **29/662,380**

*Primary Examiner* — Jennifer Rivard

(22) Filed: **Sep. 5, 2018**

(74) *Attorney, Agent, or Firm* — Joanne N. Pappas; Kevin C. Johnson

(51) **LOC (12) Cl.** ..... **28-03**

(52) **U.S. Cl.**  
USPC ..... **D28/46**

(57) **CLAIM**

The ornamental design for a razor, as shown and described.

(58) **Field of Classification Search**  
USPC ..... D28/46–48, 49–51; D7/395, 401.2  
CPC ... B26B 21/00; B26B 21/08; B26B 21/14–38;  
B26B 21/40; B26B 21/4006; B26B  
21/4012–4031; B26B 21/4037; B26B  
21/405–4056; B26B 21/4062; B26B  
21/4068–4075; B26B 21/48; B26B  
21/52–528

**DESCRIPTION**

FIG. 1 is a front perspective view of a design of a razor of the present invention;  
FIG. 2 is a front view thereof;  
FIG. 3 is a back view thereof;  
FIG. 4 is a right side view thereof;  
FIG. 5 is a left side view thereof;  
FIG. 6 is a top view thereof;  
FIG. 7 is a bottom view thereof; and,  
FIG. 8 is a rear perspective view thereof.  
The broken lines illustrate a portion of the razor and form no part of the claimed design.

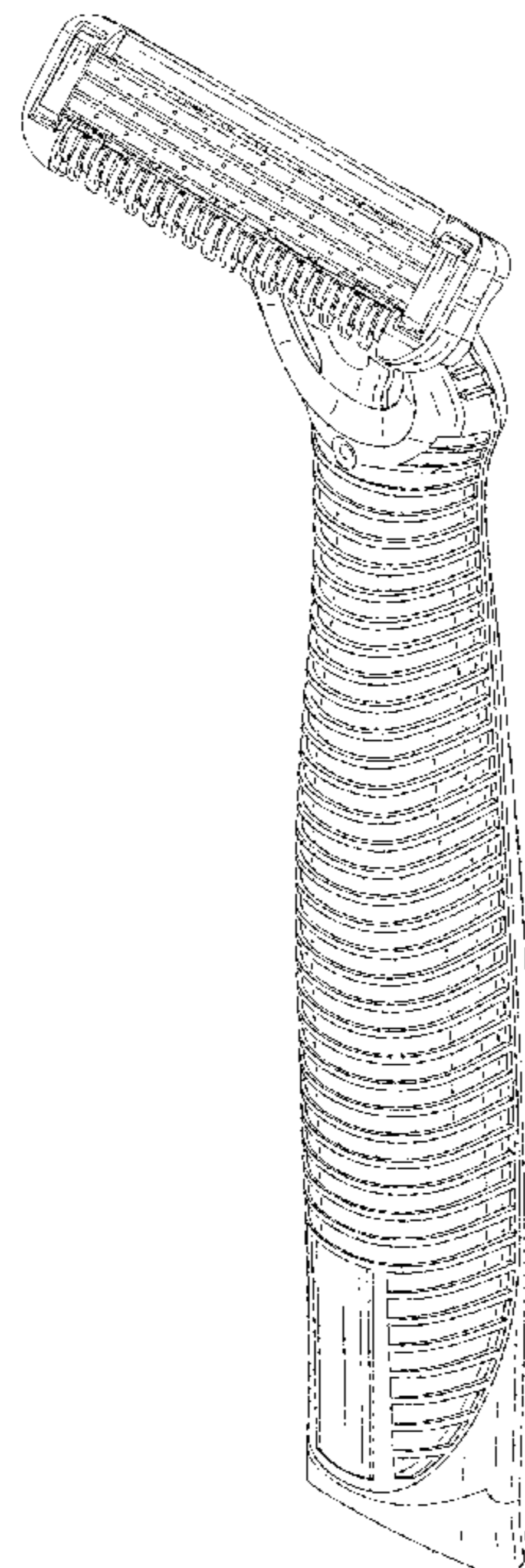
See application file for complete search history.

(56) **References Cited**

**U.S. PATENT DOCUMENTS**

D550,401 S \* 9/2007 Rhoad ..... D28/48  
D602,634 S \* 10/2009 Cataudella ..... D28/46  
D603,098 S \* 10/2009 Cataudella ..... D28/48

**1 Claim, 5 Drawing Sheets**



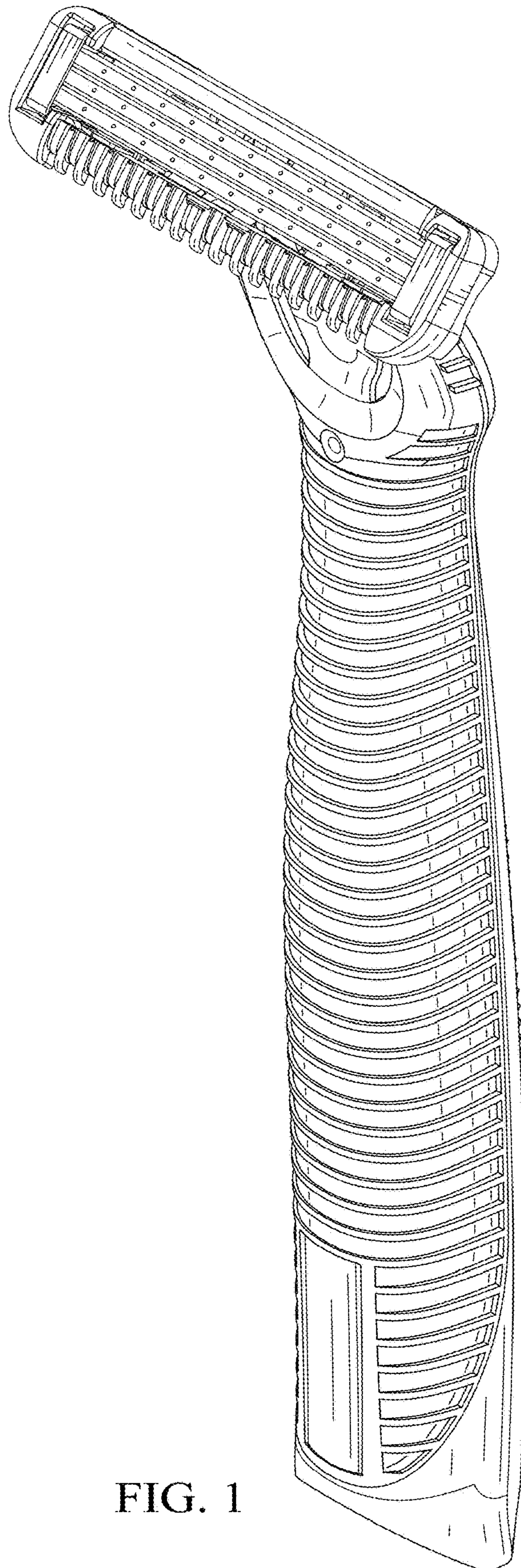
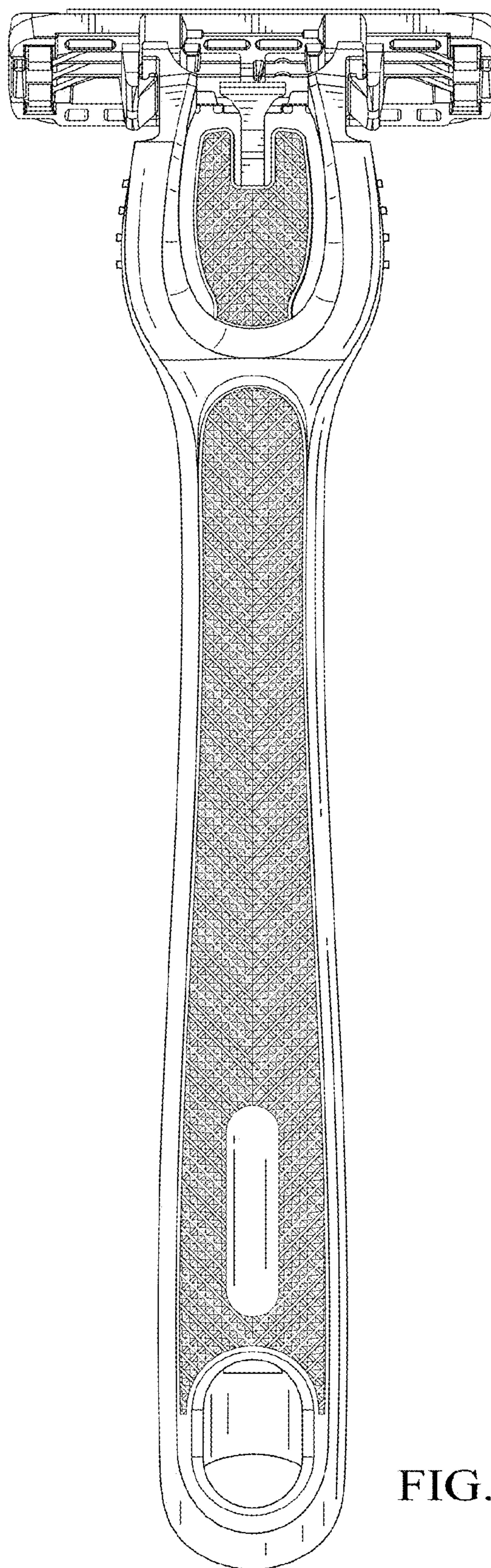
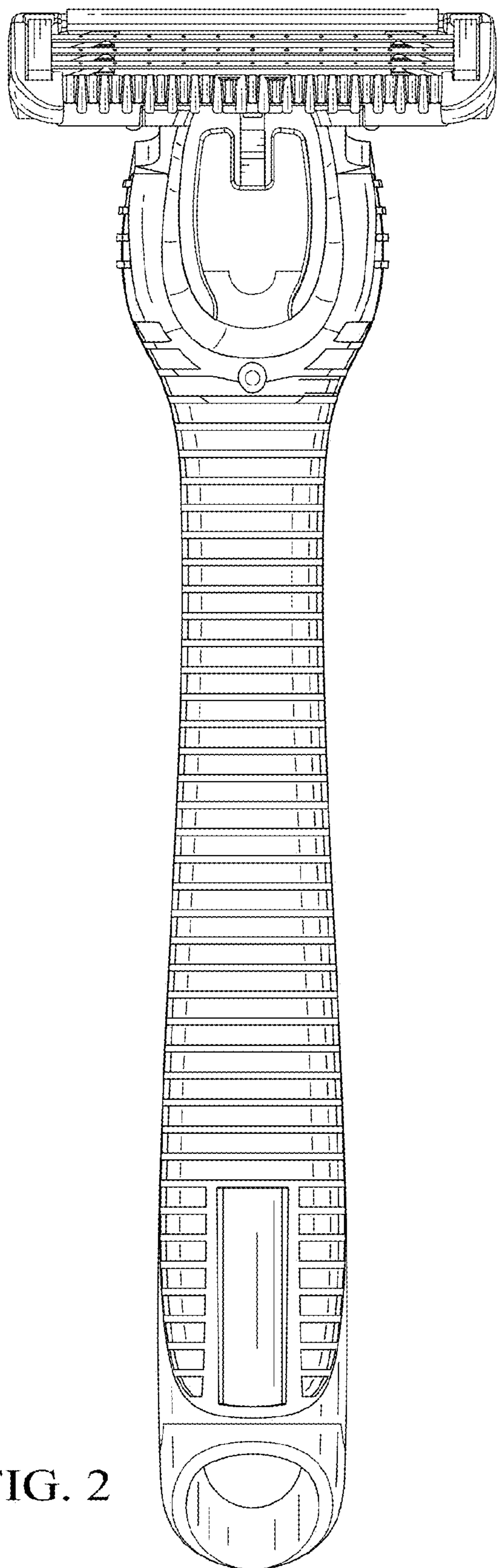


FIG. 1



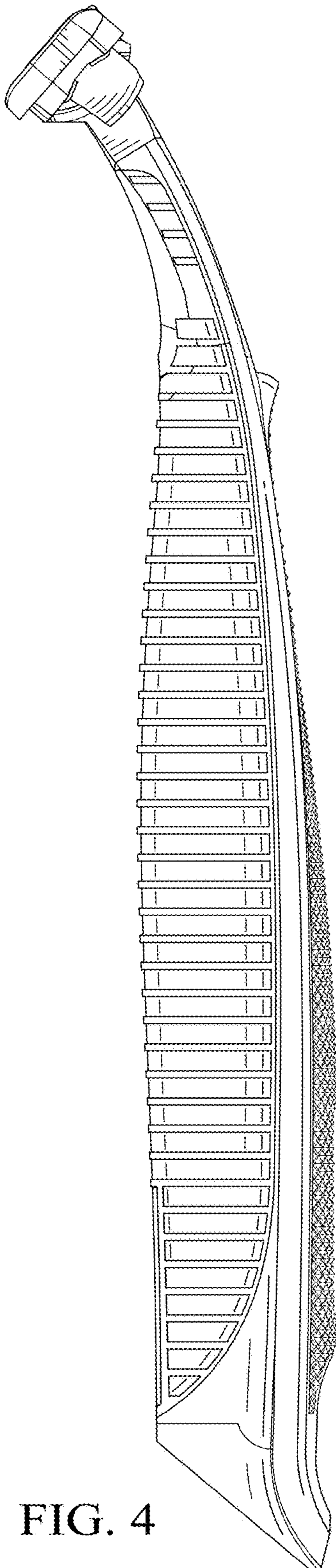


FIG. 4

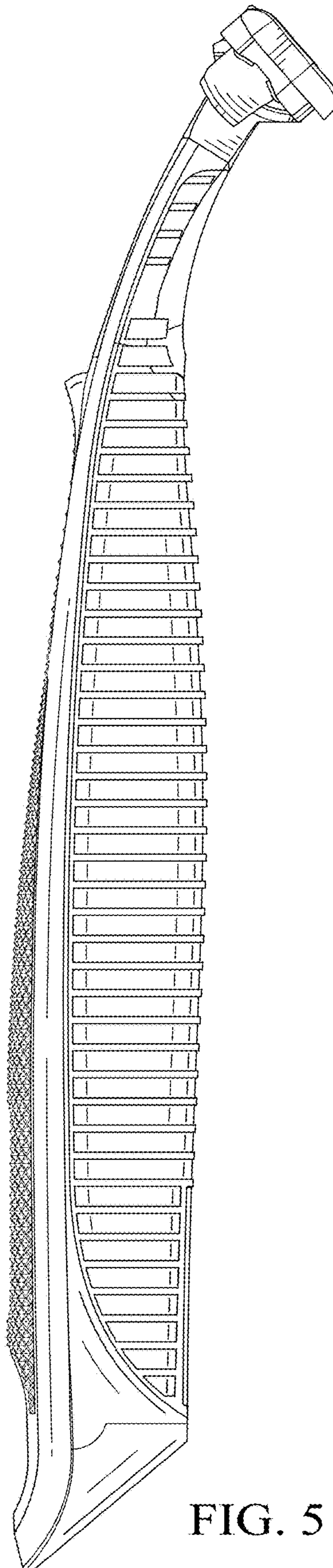


FIG. 5

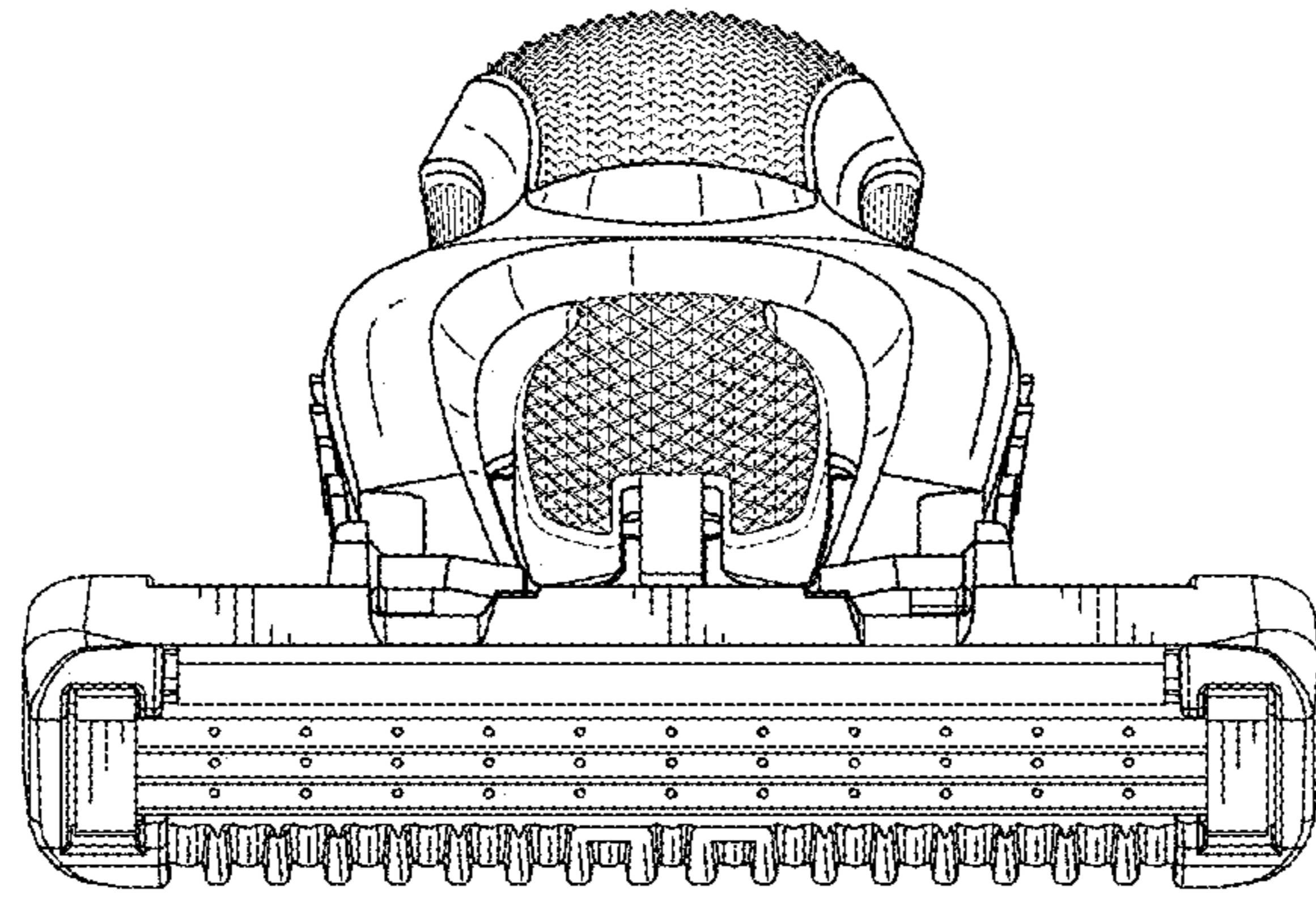


FIG. 6

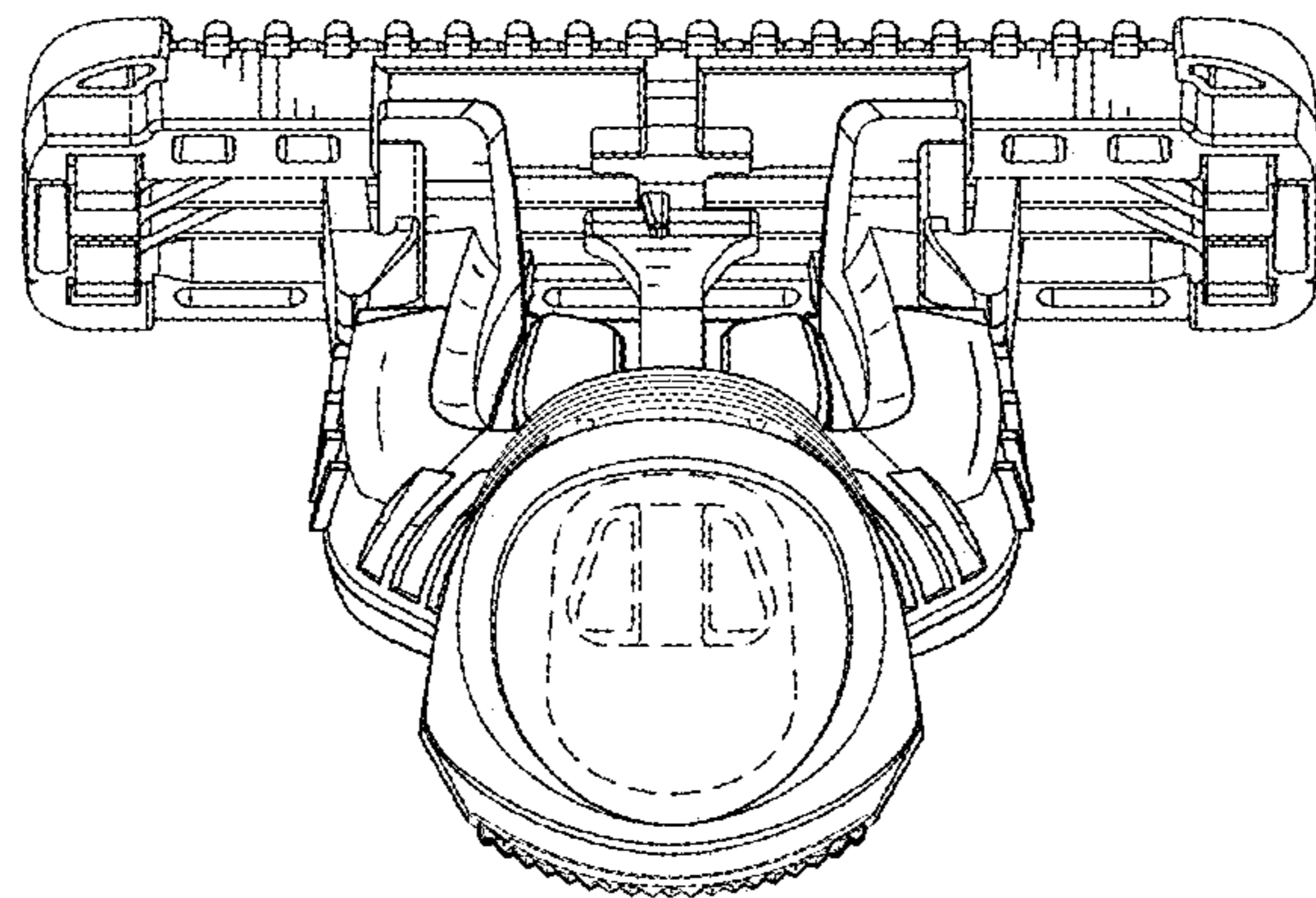


FIG. 7

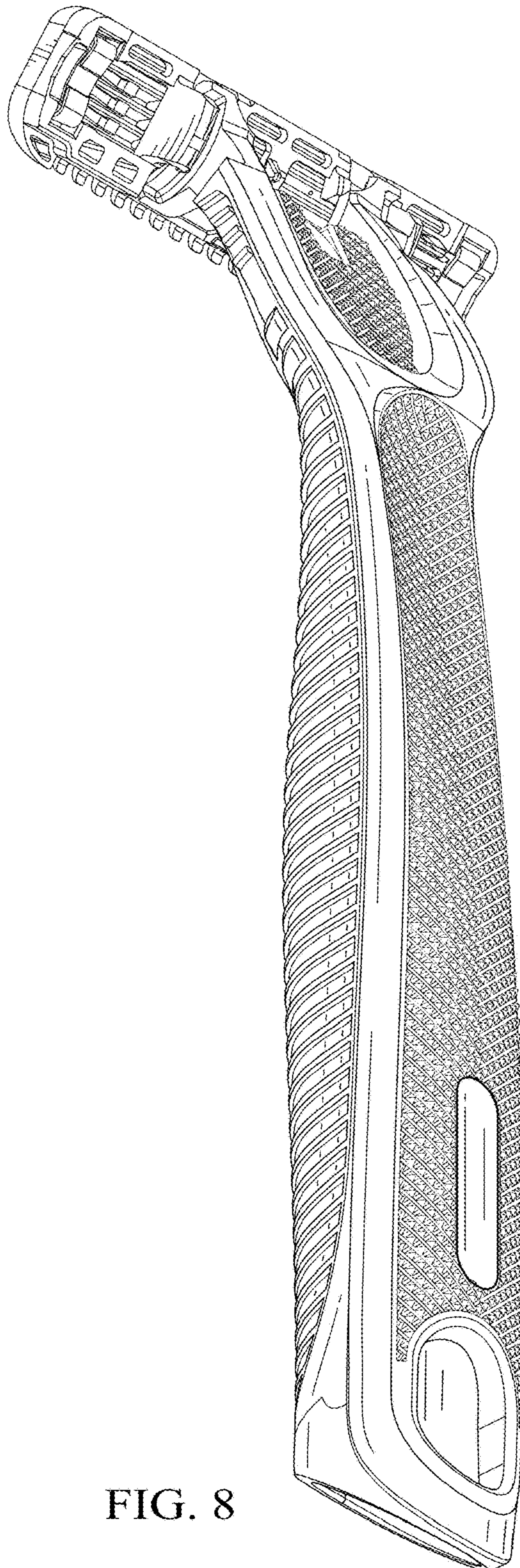


FIG. 8