



US00D874711S

(12) **United States Design Patent** (10) **Patent No.:** **US D874,711 S**
Adams (45) **Date of Patent:** **** Feb. 4, 2020**

(54) **STRUCTURAL FRAME**

(71) Applicant: **Brian M. Adams**, Bellbrook, OH (US)

(72) Inventor: **Brian M. Adams**, Bellbrook, OH (US)

(**) Term: **15 Years**

(21) Appl. No.: **29/616,241**

(22) Filed: **Sep. 5, 2017**

(51) **LOC (12) Cl.** **26-99**

(52) **U.S. Cl.**
USPC **D26/113**

(58) **Field of Classification Search**
USPC D26/1, 24, 67, 93-94, 104-110, 95, 101,
D26/112, 118

(Continued)

(56) **References Cited**

U.S. PATENT DOCUMENTS

414,090 A 10/1889 Taylor
910,192 A 1/1909 Grouvelle et al.

(Continued)

OTHER PUBLICATIONS

Helix Side Table, [https://www.grandinroad.com/helix-side-table/1097368?SourceCode=ZZ51121 &intlShippingCtx=US%7CUSD &SourceCode=ZZ51121&catargetid =120245400000246655 &cadevice=c&gclid=EAAlQobChMImOG0_di43QIVC1qGCh2ShQPxEAQYDyABEglap_D_BwE](https://www.grandinroad.com/helix-side-table/1097368?SourceCode=ZZ51121&intlShippingCtx=US%7CUSD&SourceCode=ZZ51121&catargetid=120245400000246655&cadevice=c&gclid=EAAlQobChMImOG0_di43QIVC1qGCh2ShQPxEAQYDyABEglap_D_BwE) Aug. 2018 (Year: 2018).

Primary Examiner — Zenia I Bennett

(74) *Attorney, Agent, or Firm* — Dinsmore & Shohl LLP

(57) **CLAIM**

The ornamental design of a structural frame, as shown and described.

DESCRIPTION

FIG. 1 is a front, top perspective view of a structural frame comprising a first embodiment of a new, original, and ornamental design;

FIG. 2 is a left side elevational view of a structural frame comprising a first embodiment of a new, original, and ornamental design;

FIG. 3 is a right side elevational view of a structural frame comprising a first embodiment of a new, original, and ornamental design;

FIG. 4 is a front elevational view of a structural frame comprising a first embodiment of a new, original, and ornamental design;

FIG. 5 is a back elevational view of a structural frame comprising a first embodiment of a new, original, and ornamental design;

FIG. 6 is a top view of a structural frame comprising a first embodiment of a new, original, and ornamental design;

FIG. 7 is a bottom view of a structural frame comprising a first embodiment of a new, original, and ornamental design;

FIG. 8 is a front, top perspective view of a structural frame comprising a second embodiment of a new, original, and ornamental design;

FIG. 9 is a left side elevational view of a structural frame comprising a second embodiment of a new, original, and ornamental design;

FIG. 10 is a right side elevational view of a structural frame comprising a second embodiment of a new, original, and ornamental design;

FIG. 11 is a front elevational view of a structural frame comprising a second embodiment of a new, original, and ornamental design;

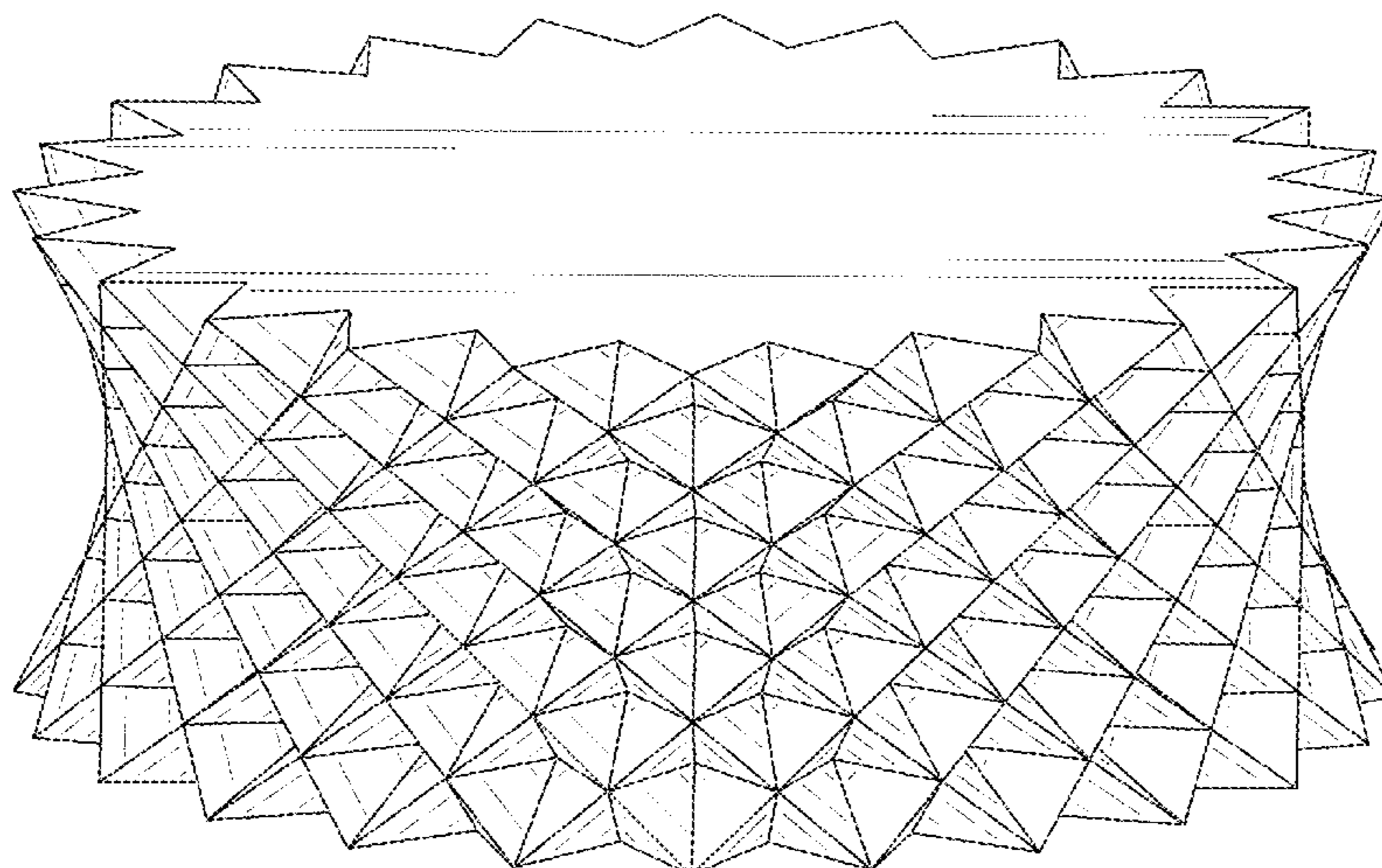
FIG. 12 is a back elevational view of a structural frame comprising a second embodiment of a new, original, and ornamental design;

FIG. 13 is a top view of a structural frame comprising a second embodiment of a new, original, and ornamental design; and,

FIG. 14 is a bottom view of a structural frame comprising a second embodiment of a new, original, and ornamental design.

The new, original, and ornamental design of the structural frame is contemplated to be a repeatable single segment capable of being stacked at the top and/or bottom surfaces to continue an unbroken/broken surface pattern of the right, left, front and back sides.

1 Claim, 10 Drawing Sheets



(58) **Field of Classification Search**
 CPC .. F21Y 2103/00; F21Y 2101/02; F21V 15/00;
 F21V 25/00
 See application file for complete search history.

(56) **References Cited**

U.S. PATENT DOCUMENTS

D155,340 S	9/1949	Frisbie
D186,618 S	11/1959	Haywood
D188,734 S	8/1960	Jacobs
3,196,061 A	7/1965	Paulson et al.
3,221,464 A	12/1965	Miller
D203,861 S	2/1966	Roman
3,649,401 A	3/1972	Gunnerson
D225,941 S	1/1973	Duern
D228,051 S	8/1973	Shimaoka et al.
3,783,571 A	1/1974	Horvath
4,069,638 A	1/1978	Hasselqvist et al.
4,197,669 A	4/1980	Hynes
D267,609 S	1/1983	Reistetter et al.
D278,676 S	5/1985	DeAre
D285,760 S	9/1986	Milling
D289,528 S	4/1987	Hunsaker
D296,635 S	7/1988	Kelley et al.
D306,107 S	2/1990	Grosfillex
D309,993 S	8/1990	Miklos
5,020,287 A	6/1991	Woods
D329,768 S	9/1992	Intardonato
D352,118 S	11/1994	Kipfmueller
D352,557 S	11/1994	Hing
D376,516 S	12/1996	Skinner

D381,097 S	7/1997	Hing	
D431,133 S	9/2000	Lewis	
D505,745 S	5/2005	Fisher et al.	
D544,637 S	6/2007	McMinn	
7,255,155 B2	8/2007	O'Donnell et al.	
D558,901 S	1/2008	Hing	
D560,826 S	1/2008	Speek	
D566,573 S	4/2008	Lestelle	
D590,452 S	4/2009	Lloyd	
D614,799 S	4/2010	Sabernig	
D646,839 S *	10/2011	Verelst	D26/106
D675,368 S	1/2013	Leonard	
D679,836 S	4/2013	Niroumandrad	
8,544,235 B2	10/2013	Leiseder	
8,745,958 B2	6/2014	Kang et al.	
D156,364 S	6/2015	Norton	
D739,071 S	9/2015	Adams	
D740,483 S *	10/2015	Miyake	D26/93
D748,742 S	2/2016	Simonds et al.	
D751,749 S	3/2016	Lovegrove	
D761,154 S	7/2016	Agar	
D764,968 S	8/2016	Abbosh	
D773,222 S	12/2016	Smith et al.	
D773,414 S	12/2016	Hoffman	
D783,886 S	4/2017	Adams	
D802,204 S	11/2017	Adams	
D824,582 S *	7/2018	Luo	D26/118
D826,463 S *	8/2018	Connors	D26/93
D827,906 S *	9/2018	Fuksas	D26/88
D837,413 S	1/2019	Adams	
D838,006 S	1/2019	Adams	
2012/0037197 A1	2/2012	Koepke et al.	

* cited by examiner

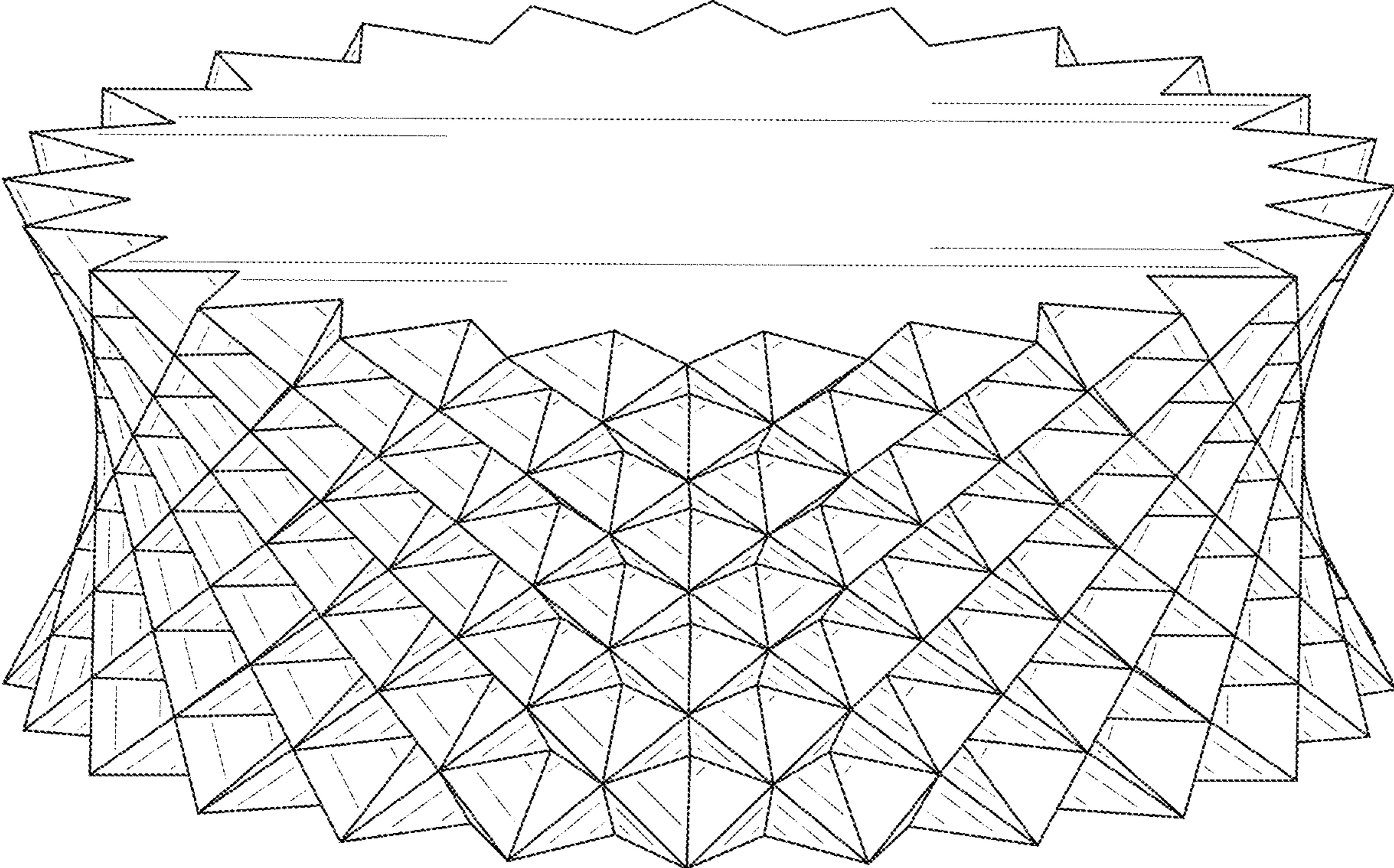


FIG. 1

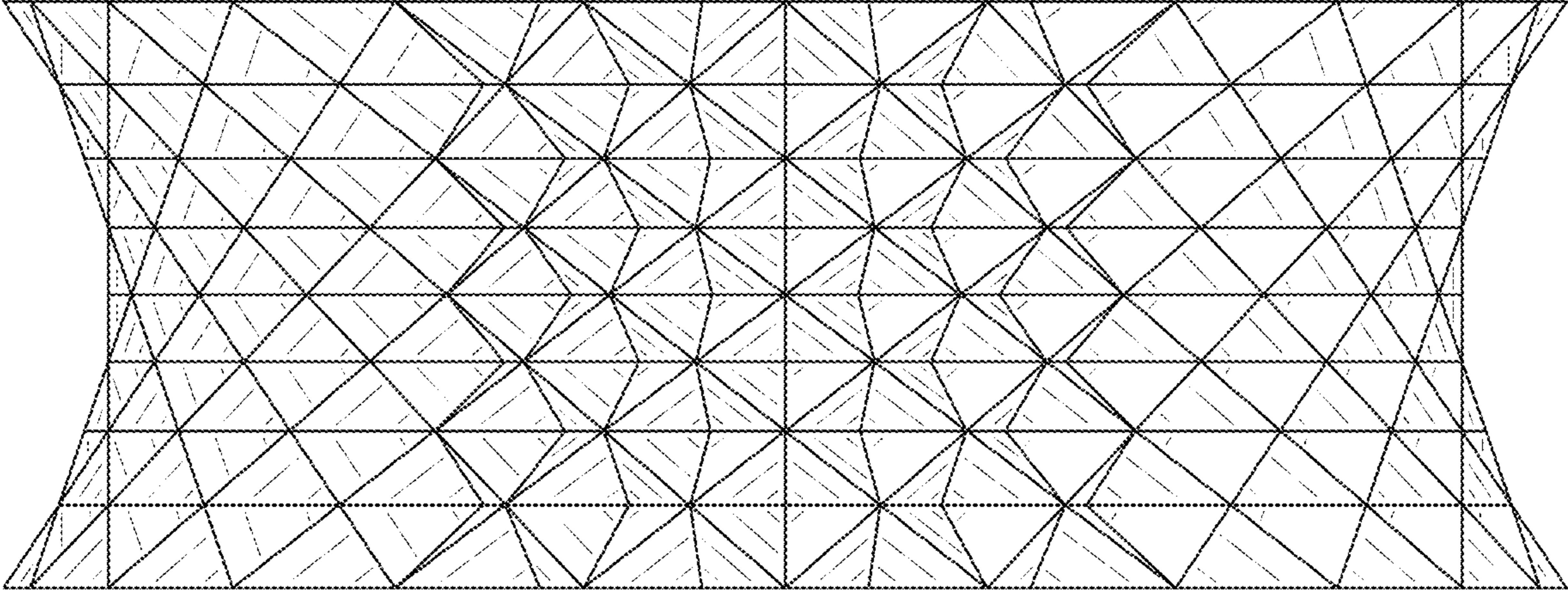


FIG. 2

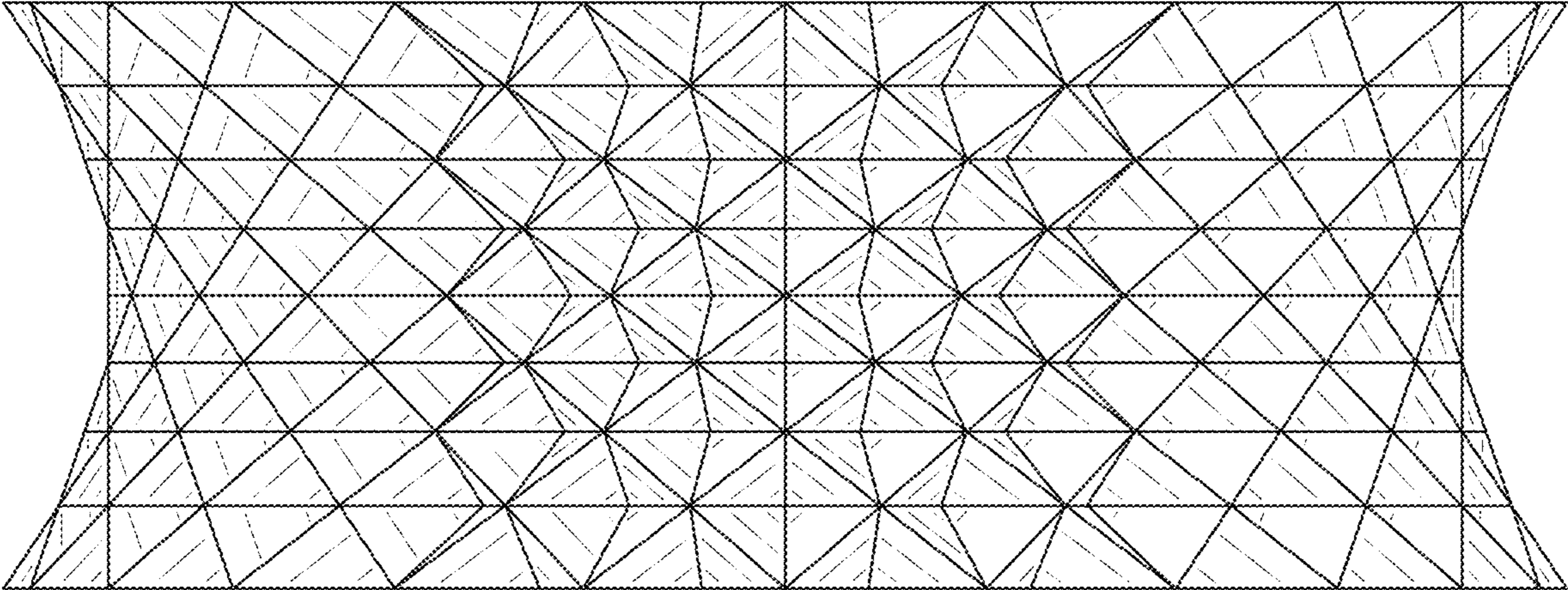


FIG. 3

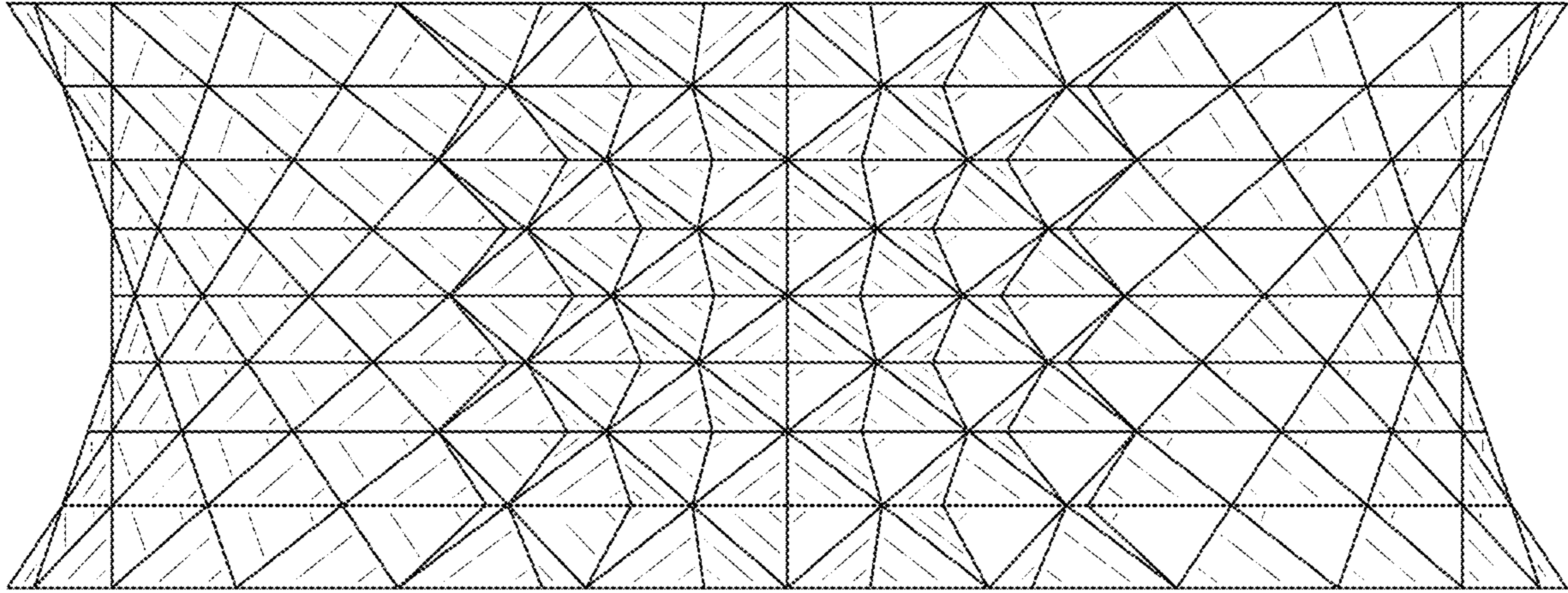


FIG. 4

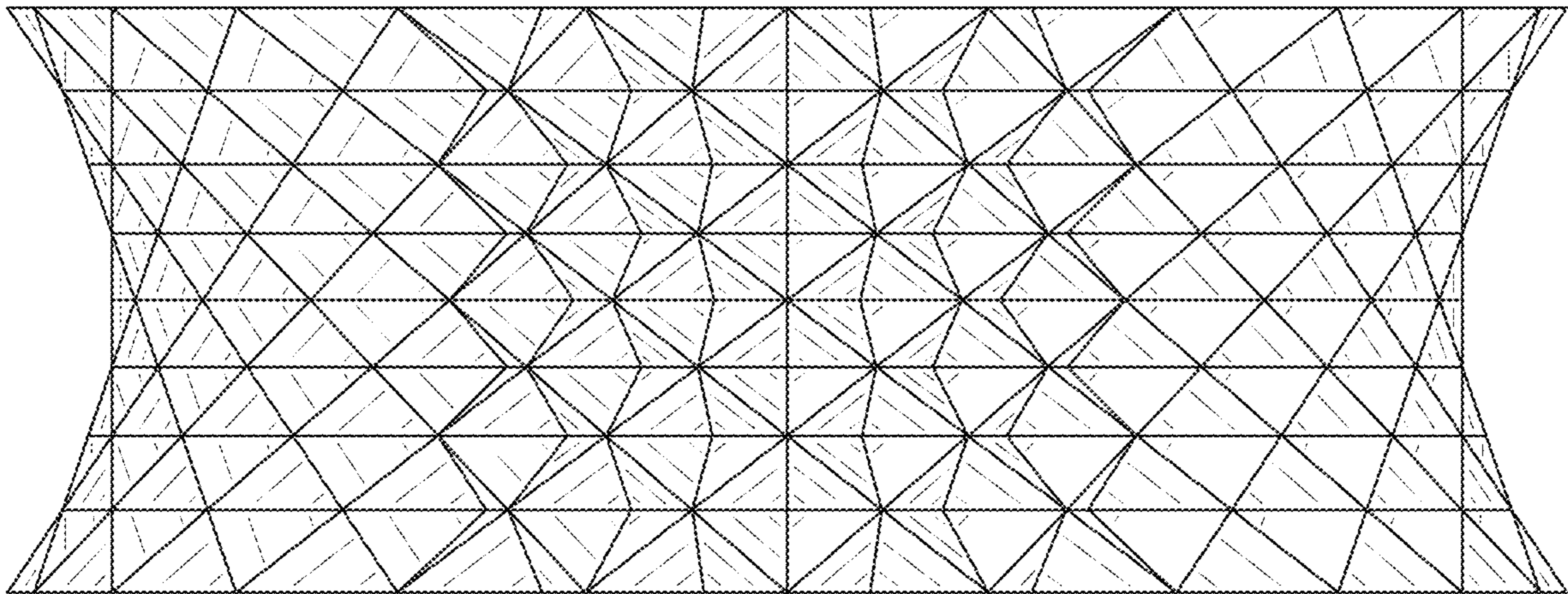


FIG. 5




FIG. 6




FIG. 7




FIG. 8




FIG. 9

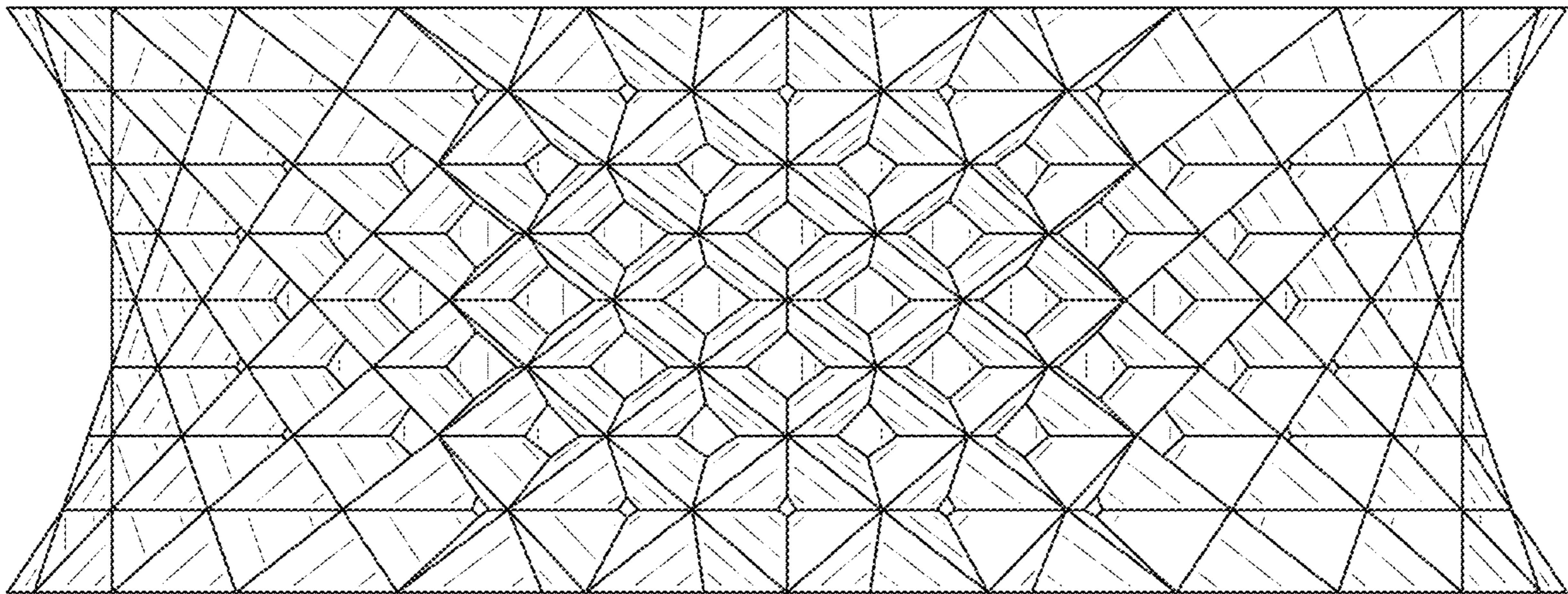


FIG. 10

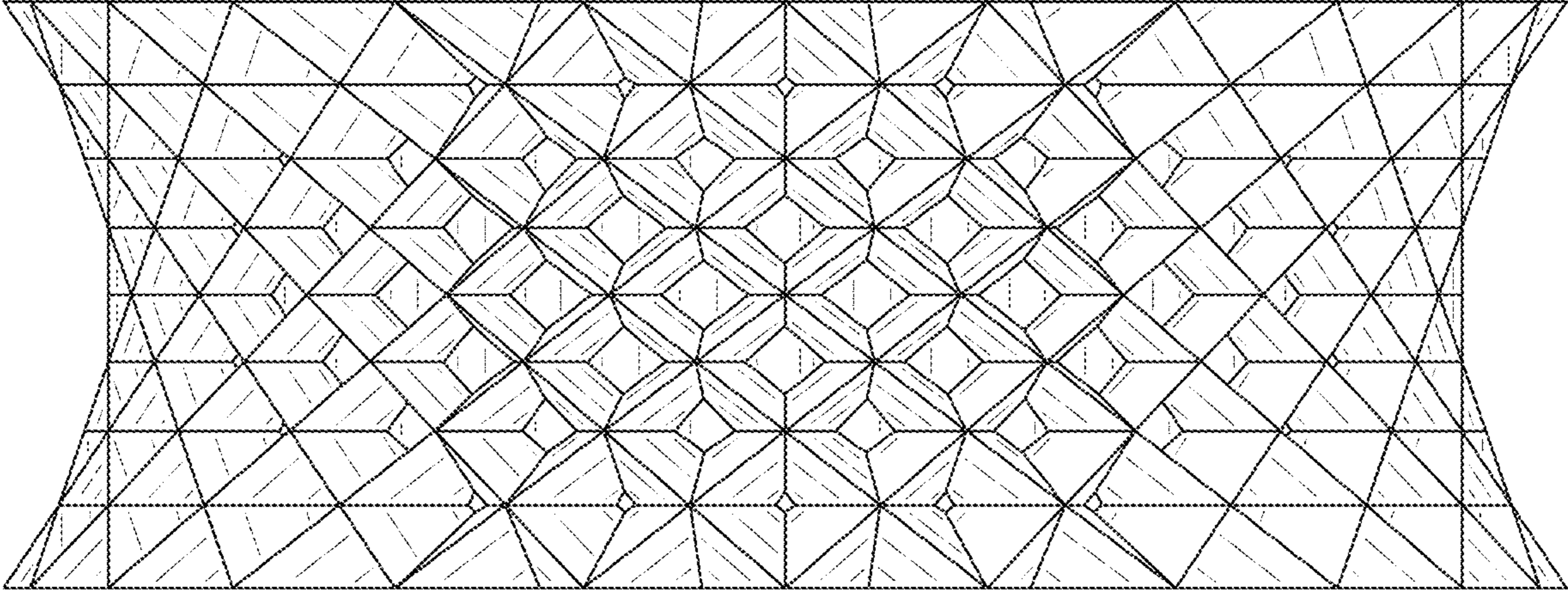


FIG. 11




FIG. 12




FIG. 13




FIG. 14