



US00D874706S

(12) **United States Design Patent** (10) **Patent No.:** **US D874,706 S**  
**Fischer** (45) **Date of Patent:** **\*\* Feb. 4, 2020**

(54) **LAMP**  
(71) Applicant: **LOUIS POULSEN A/S**, Copenhagen K (DK)  
(72) Inventor: **Carsten Fischer**, Copenhagen (DK)  
(\*\*) Term: **15 Years**  
(21) Appl. No.: **35/505,018**  
(22) Filed: **Nov. 9, 2017**  
(80) **Hague Agreement Data**  
Int. Filing Date: **Nov. 9, 2017**  
Int. Reg. No.: **DM/101144**  
Int. Reg. Date: **Nov. 9, 2017**  
Int. Reg. Pub. Date: **Jun. 1, 2018**

(51) **LOC (12) Cl.** ..... **26-05**  
(52) **U.S. Cl.**  
USPC ..... **D26/71**  
(58) **Field of Classification Search**  
USPC ..... D26/67, 70, 72, 74, 76, 78, 79, 80, 81,  
D26/82, 83, 85, 86, 88, 90, 93, 111, 113,  
D26/118, 119, 120, 121, 122, 138, 139,  
D26/140, 141, 142, 152  
CPC ..... F21S 2/00; F21S 4/00; F21S 4/003; F21S  
4/005; F21S 4/006; F21S 4/007; F21S  
4/008; F21S 6/00; F21S 8/00; F21S  
8/024; F21S 8/026; F21S 8/031; F21S  
8/033; F21S 8/035-037; F21S 8/04; F21S  
8/043; F21S 8/063  
See application file for complete search history.

(56) **References Cited**  
U.S. PATENT DOCUMENTS  
D236,909 S \* 9/1975 Richilano ..... D26/68  
D410,559 S \* 6/1999 Odgaard ..... D26/68

D536,473 S \* 2/2007 Tan ..... D26/93  
D628,739 S \* 12/2010 Lu ..... D26/113  
D641,517 S \* 7/2011 Sprengers ..... D26/89  
D647,237 S \* 10/2011 Su ..... D26/71  
D665,526 S \* 8/2012 Kong ..... D26/113  
D673,703 S \* 1/2013 Davies ..... D26/89  
D690,457 S \* 9/2013 Lu ..... D26/118  
D725,305 S \* 3/2015 Nelson ..... D26/70  
D726,951 S \* 4/2015 Serwacki ..... D26/74  
D757,991 S \* 5/2016 Intelisano ..... D26/118  
D808,063 S \* 1/2018 Starck ..... D26/110  
D817,533 S \* 5/2018 Wan ..... D26/71  
D821,016 S \* 6/2018 Wan ..... D26/71  
D823,517 S \* 7/2018 Ladewig ..... D26/71  
D827,177 S \* 8/2018 Thote ..... D26/71  
2009/0086491 A1 \* 4/2009 Ruud ..... F21S 8/086  
362/294

\* cited by examiner

Primary Examiner — Natasha Vujcic

(57) **CLAIM**  
The ornamental design for a lamp, as shown and described.

**DESCRIPTION**  
The patent or application file contains at least one drawing executed in color. Copies of this patent or patent application publication with color drawing(s) will be provided by the Office upon request and payment of the necessary fee.  
FIG. 1.1 is a top plan view  
FIG. 1.2 is a top/side perspective view of the lamp in FIG. 1.1;  
FIG. 1.3 is a side view of the lamp of FIG. 1.1; and  
FIG. 1.4 is a bottom perspective view of the lamp of FIG. 1.1.  
The broken lines in the drawings depict portions of the lamp that form no part of the claimed design.

**1 Claim, 4 Drawing Sheets**  
**(4 of 4 Drawing Sheet(s) Filed in Color)**






Figure 1.1




Figure 1.2




Figure 1.3




Figure 1.4