



US00D874689S

(12) **United States Design Patent**
Reinhart et al.

(10) **Patent No.: US D874,689 S**

(45) **Date of Patent: ** Feb. 4, 2020**

(54) **SHIM FOR ROOF AND WALL PANELS**

(71) Applicant: **ATAS International, Inc.**, Allentown, PA (US)

(72) Inventors: **Patrick James Reinhart**, Bethlehem, PA (US); **James Peter Bus**, Orefield, PA (US); **James Elmer Bush**, Walnutport, PA (US); **David Allen Smith**, Walnutport, PA (US)

(73) Assignee: **ATAS International, Inc.**, Allentown, PA (US)

(**) Term: **15 Years**

(21) Appl. No.: **29/621,925**

(22) Filed: **Oct. 12, 2017**

Related U.S. Application Data

(62) Division of application No. 29/552,837, filed on Jan. 26, 2016, now Pat. No. Des. 809,681.

(51) **LOC (12) Cl.** **25-99**

(52) **U.S. Cl.**
USPC **D25/199**

(58) **Field of Classification Search**
USPC D25/199; D8/354, 355; 403/409.1
CPC E06B 1/6069; E06B 1/62; E04C 5/168;
E04C 5/18; E04C 5/206; E04B 2002/028;
E04B 2002/0282
See application file for complete search history.

(56) **References Cited**

U.S. PATENT DOCUMENTS

- 1,491,464 A * 4/1924 Coomer B21D 28/14
83/633
- 1,800,942 A * 4/1931 Johnson B21D 53/00
228/137
- 1,886,168 A * 11/1932 Cook B60G 11/113
267/52

- 1,892,932 A * 1/1933 Cook B60G 11/113
267/52
- 1,949,114 A * 2/1934 Darrach F16C 35/02
384/626
- 1,955,714 A * 4/1934 Blackmer F16C 35/02
228/137
- 2,124,866 A * 7/1938 Young F16B 43/00
384/626
- 2,665,059 A * 1/1954 Newton F16C 37/00
415/112

(Continued)

OTHER PUBLICATIONS

Above Sheathing Ventilation—Spacer Shim | ATAS International, Inc. (on-line), no date available. Retrieved from Internet Mar. 26, 2019, URL: <https://www.atas.com/products/sustainability/above-sheathing-ventilation-spacer-shim> (2 pages).*

Primary Examiner — Kevin K Rudzinski
Assistant Examiner — Kimberly Barnes
(74) *Attorney, Agent, or Firm* — Design IP

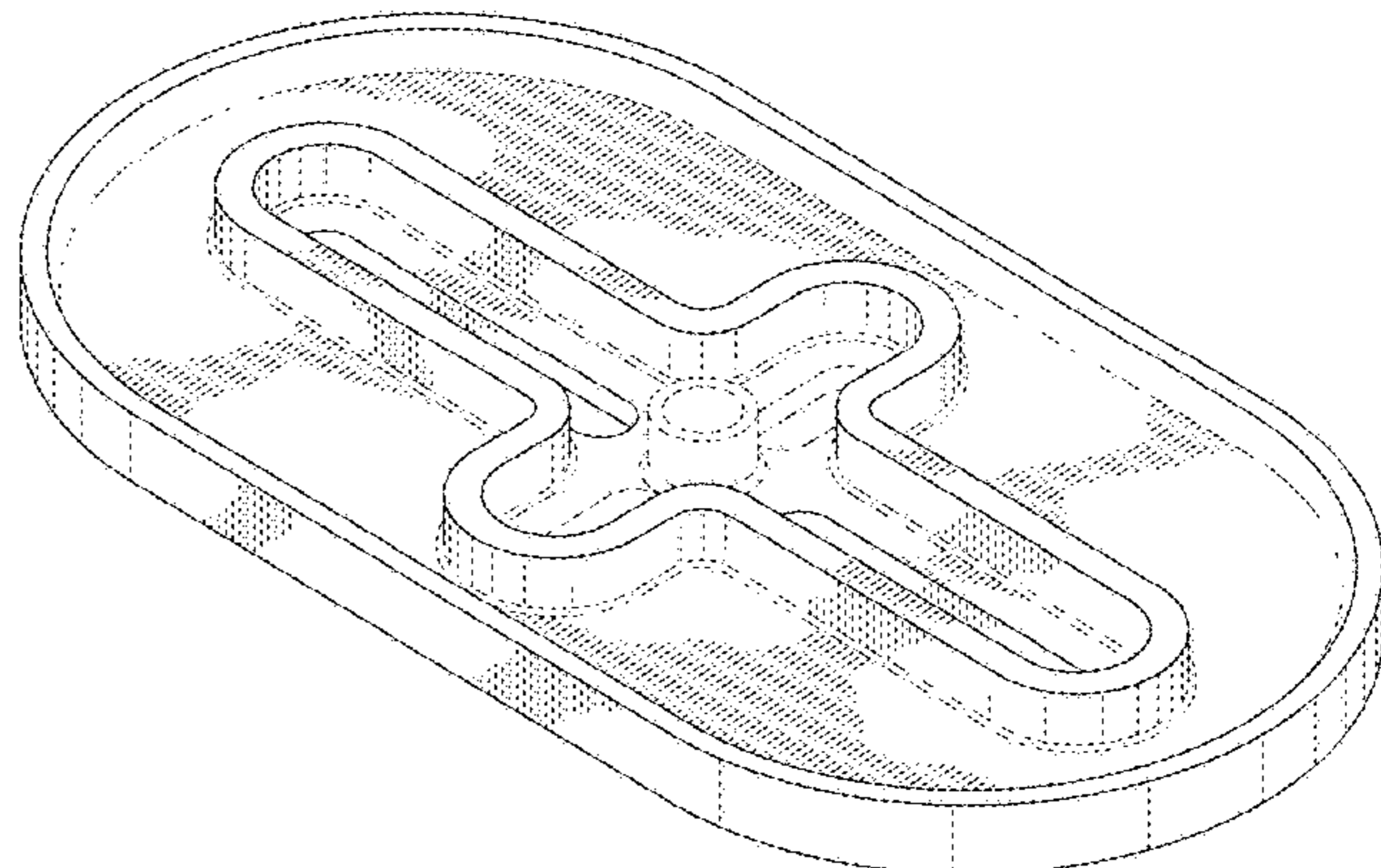
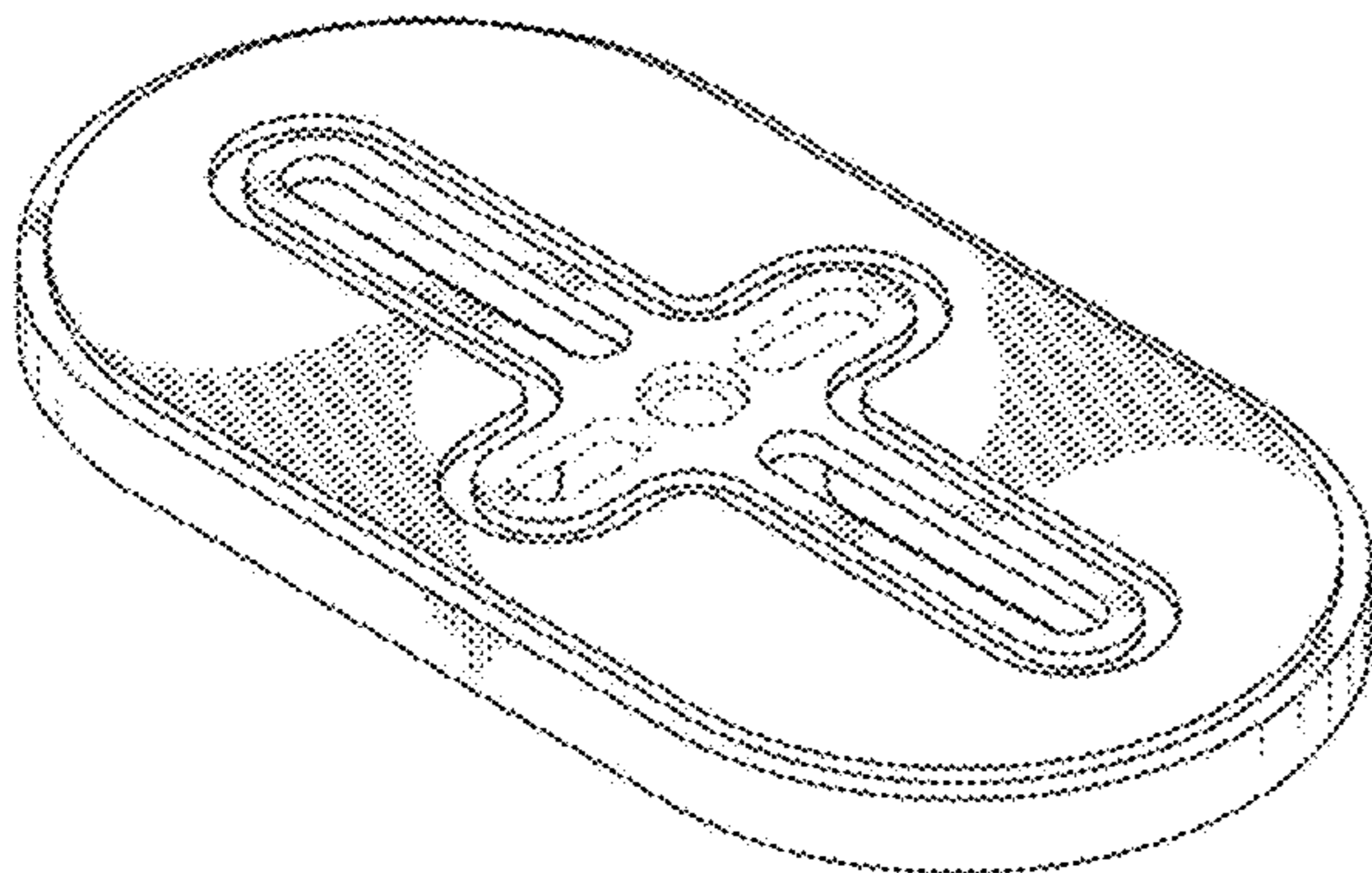
(57) **CLAIM**

The ornamental design for a shim for roof and wall panels, as shown and described.

DESCRIPTION

FIG. 1 is a front perspective view of a shim for roof and wall panels showing our new design; FIG. 2 is a right side view thereof; FIG. 3 is a left side view thereof; FIG. 4 is a top view thereof; FIG. 5 is a bottom view thereof; FIG. 6 is a front view thereof; FIG. 7 is a rear view thereof; and, FIG. 8 is a bottom, rear, left perspective view thereof. The broken lines in FIGS. 1, 6, and 7 depict features of the shim that form no part of the claimed design.

1 Claim, 6 Drawing Sheets



(56)

References Cited

U.S. PATENT DOCUMENTS

3,804,351 A * 4/1974 Kaneko G03B 17/265
 242/343.2
 4,071,213 A * 1/1978 Dauberger F16L 3/10
 248/74.1
 4,075,518 A * 2/1978 Koehler G04C 13/11
 310/156.32
 5,071,438 A * 12/1991 Jones A61F 2/3868
 623/20.29
 5,405,398 A * 4/1995 Buford, III A61F 2/3886
 403/154
 5,480,445 A * 1/1996 Burkinshaw A61F 2/389
 623/20.32
 5,609,645 A * 3/1997 Vinciguerra A61F 2/30734
 623/20.28
 5,755,911 A * 5/1998 McCall B32B 7/06
 156/247
 6,048,140 A * 4/2000 Johnson B23C 5/109
 407/113
 D423,909 S * 5/2000 Hartin D8/349
 D565,748 S * 4/2008 Sorkin D25/199
 D565,749 S * 4/2008 Sorkin D25/199
 D658,972 S * 5/2012 Virgin D8/349
 8,966,835 B1 * 3/2015 Hoffman E04F 21/0092
 52/122.1
 9,719,551 B2 * 8/2017 Gere E04D 5/145
 D809,681 S * 2/2018 Reinhart D25/199
 10,240,344 B2 * 3/2019 Reinhart E04D 13/17
 2017/0254089 A1 * 9/2017 Reinhart E04D 13/17

* cited by examiner

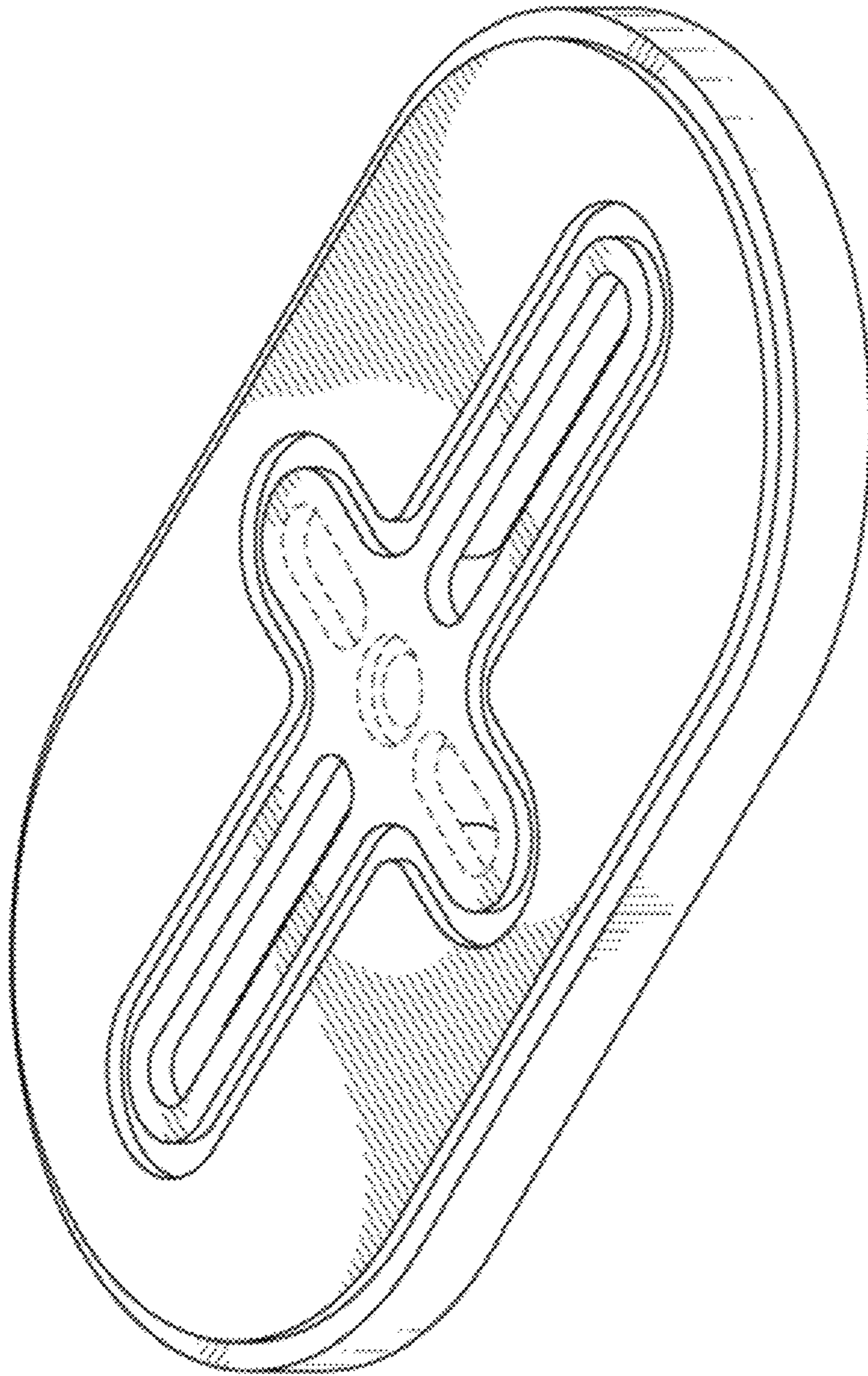


FIG. 1




FIG. 2




FIG. 3



FIG. 4




FIG. 5

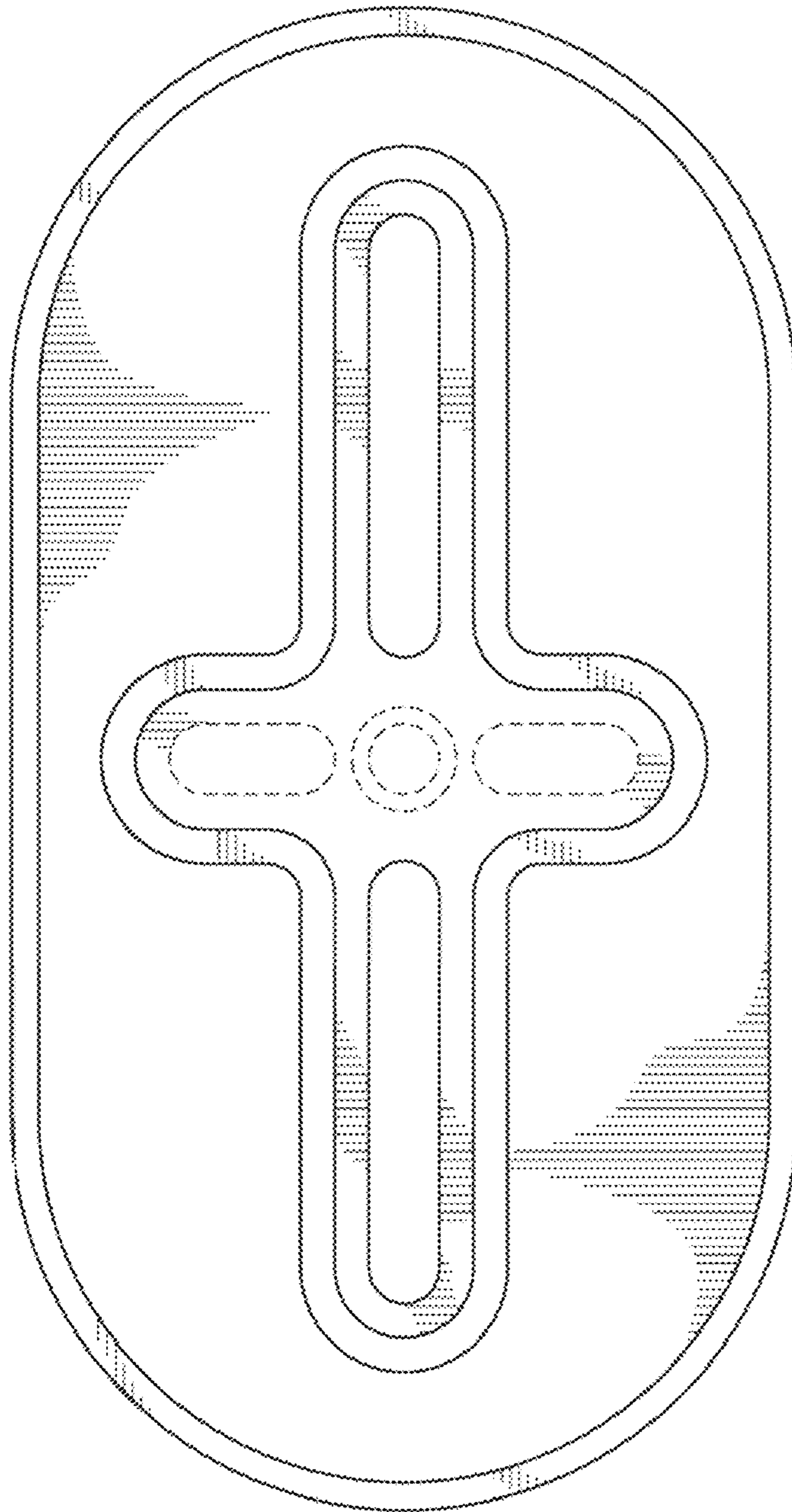


FIG. 6

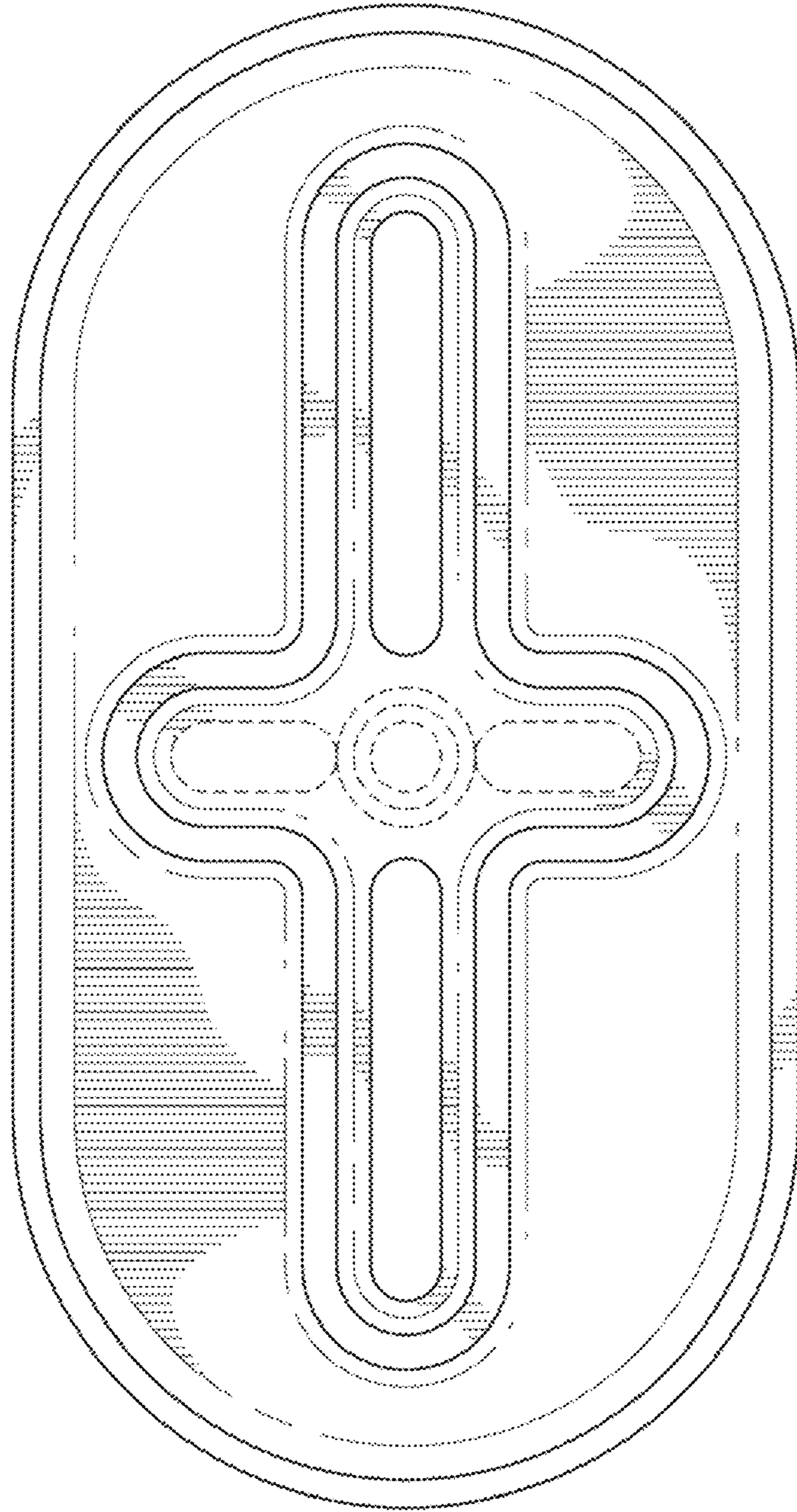


FIG. 7

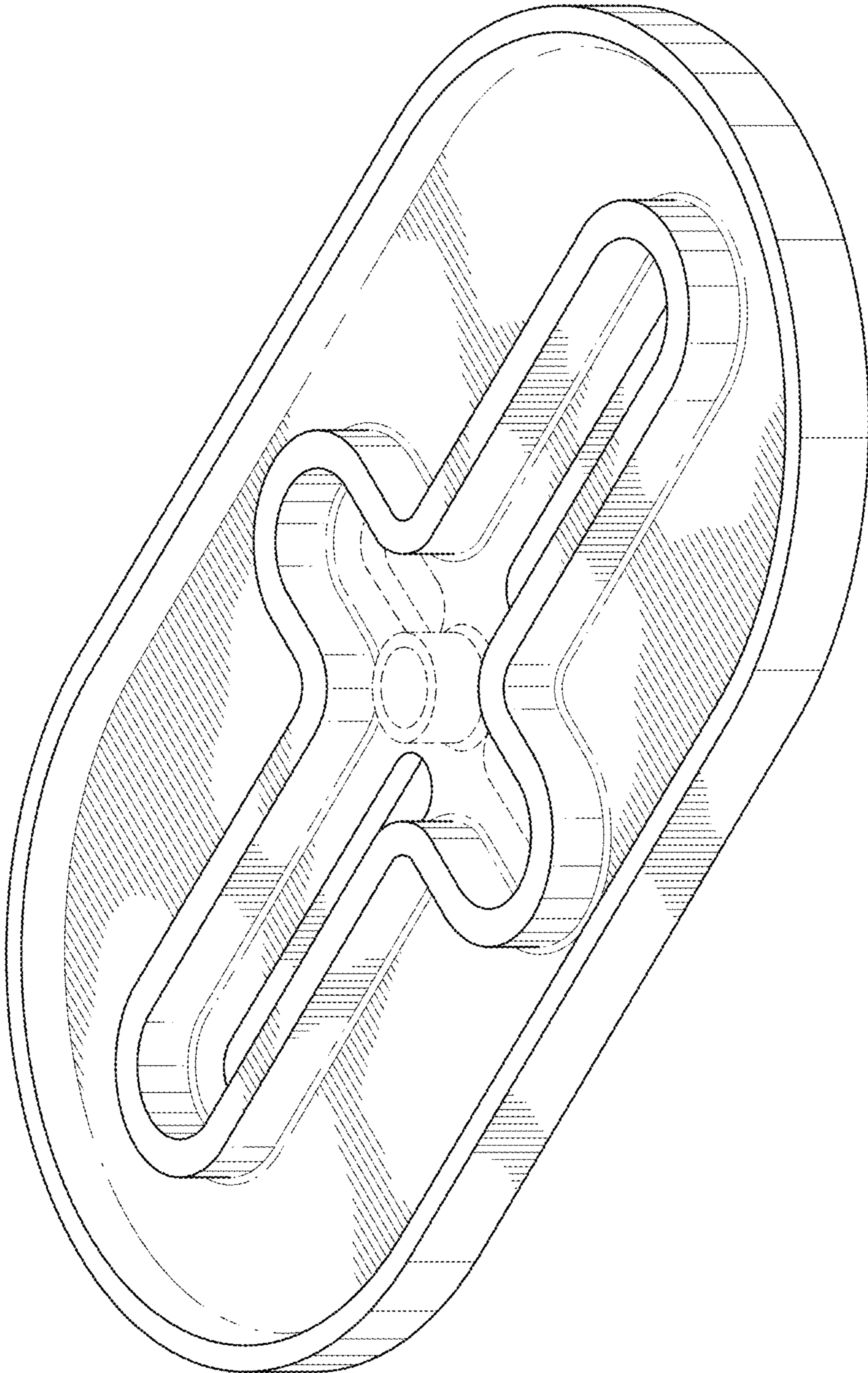


FIG. 8