



US00D874687S

(12) **United States Design Patent**
Schluter

(10) **Patent No.:** **US D874,687 S**

(45) **Date of Patent:** **** Feb. 4, 2020**

(54) **FLOORING UNDERLAYMENT**

(71) Applicant: **Werner Schluter**, Iserlohn (DE)

(72) Inventor: **Werner Schluter**, Iserlohn (DE)

(73) Assignee: **Schluter Systems L.P.**, Plattsburgh, NY (US)

(**) Term: **15 Years**

(21) Appl. No.: **29/646,157**

(22) Filed: **May 2, 2018**

(30) **Foreign Application Priority Data**

Nov. 14, 2017 (EP) 004506020

(51) **LOC (12) Cl.** **25-01**

(52) **U.S. Cl.**
USPC **D25/158**; D25/138

(58) **Field of Classification Search**
USPC D25/138, 139, 140, 142, 143, 144, 149,
D25/150, 152, 153, 156, 157, 158, 163
CPC ... A63C 19/04; E01C 5/20; B32B 3/00; E04F
11/16; E04F 13/08; E04F 15/02; E04F
15/18; E04F 15/185; E04F 2203/00; E04F
15/22; E04F 15/225; F24D 13/02; F24D
13/024

See application file for complete search history.

(56) **References Cited**

U.S. PATENT DOCUMENTS

7,834,447 B2 * 11/2010 Karavakis H01L 23/3737
257/713
D706,459 S * 6/2014 Schluter D25/138
9,328,520 B1 * 5/2016 Kriser E04F 15/182
D773,697 S * 12/2016 Amend D25/157
9,625,163 B2 * 4/2017 Larson E04F 15/182
D806,274 S * 12/2017 Bordin D25/158
D806,275 S * 12/2017 Bordin D25/158
D806,276 S * 12/2017 Bordin D25/158

D806,277 S * 12/2017 Bordin D25/158
D806,278 S * 12/2017 Bordin D25/158
D806,279 S * 12/2017 Bordin D25/158
D806,280 S * 12/2017 Bordin D25/158
D806,911 S * 1/2018 Faotto E04F 15/185
D25/158
D806,912 S * 1/2018 Bordin D25/158
D810,324 S * 2/2018 Brousseau D25/157
9,890,959 B2 * 2/2018 Houle E04B 5/48
D818,615 S * 5/2018 Bordin D25/158
D830,584 S * 10/2018 Comitale D25/138

(Continued)

OTHER PUBLICATIONS

Uncoupling System-Warmup (on-line), dated Dec. 22, 2016. Retrieved from Internet May 17, 2019, URL: <https://web.archive.org/web/20161222062141/https://www.warmup.com/underfloor-heating/electric/uncoupling-system> (2 pages) (Year: 2016).*

Primary Examiner — Kevin K Rudzinski

Assistant Examiner — Kimberly Barnes

(74) *Attorney, Agent, or Firm* — Thorpe North & Western, LLP


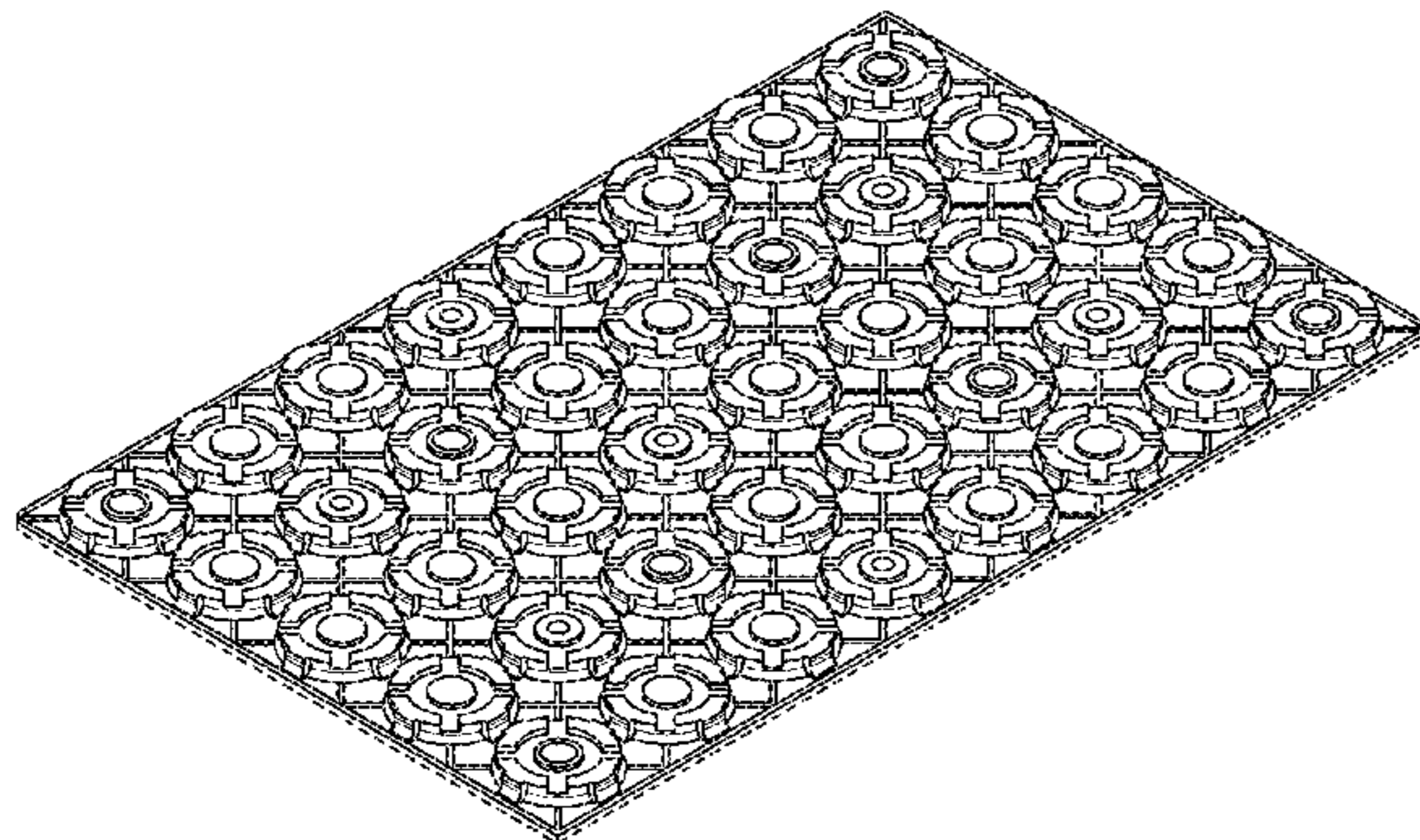
(57) **CLAIM**

The ornamental design for a flooring underlayment, as shown and described herein.

DESCRIPTION

FIG. 1 is a perspective view of a flooring underlayment in accordance with my invention;
FIG. 2 is a top view thereof;
FIG. 3 is a bottom view thereof;
FIG. 4 is an end view thereof, an opposing end view being a mirror image thereof; and,
FIG. 5 is a side view thereof, an opposing side view being a mirror image thereof.
The broken line portions of the figure drawings are included to show portions of the article that form no part of the claimed design.

1 Claim, 5 Drawing Sheets



(56)

References Cited

U.S. PATENT DOCUMENTS

D832,467 S * 10/2018 Bordin D25/158
10,100,517 B2 * 10/2018 Liang E04B 5/48
10,190,324 B2 * 1/2019 Julton E04F 15/225
D847,384 S * 4/2019 Faotto E04F 15/185
D25/158
D857,244 S * 8/2019 Faotto D25/138
D857,933 S * 8/2019 Julton D25/158
10,392,814 B2 * 8/2019 Schluter
2016/0130803 A1 * 5/2016 Comitale B32B 3/30
428/166
2016/0192443 A1 * 6/2016 Schluter F24C 15/168
174/97
2018/0080235 A1 * 3/2018 Downey B32B 3/30
2018/0223543 A1 * 8/2018 Faotto E04F 15/182

* cited by examiner

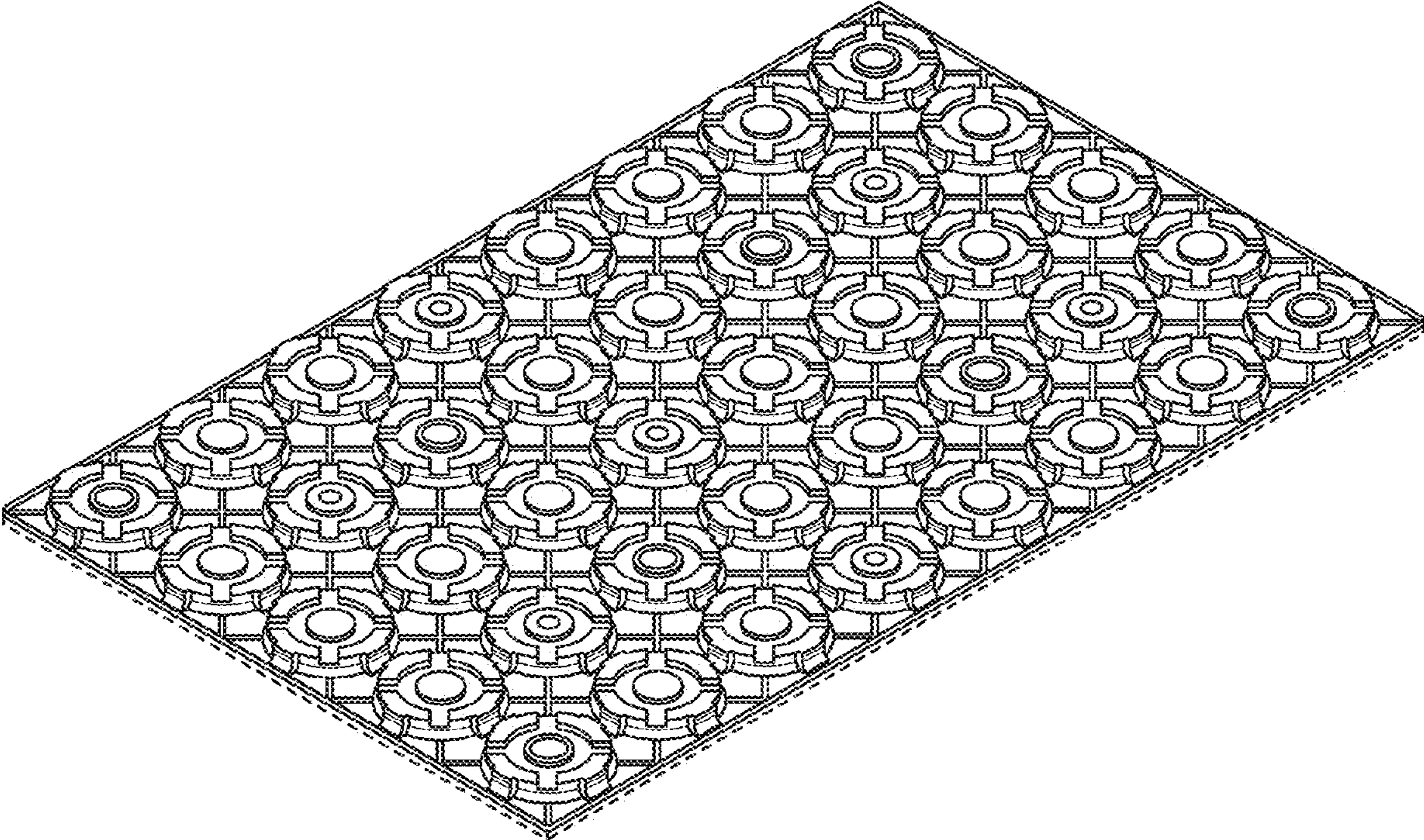


FIG. 1




FIG. 2




FIG. 3



FIG. 4



FIG. 5