



US00D874670S

(12) **United States Design Patent** (10) **Patent No.:** **US D874,670 S**  
**Park** (45) **Date of Patent:** **\*\* Feb. 4, 2020**

(54) **PART FOR A HANDHELD MASSAGER**

(71) Applicant: **Kun Woo Park**, Gyeonggi-do (KR)

(72) Inventor: **Kun Woo Park**, Gyeonggi-do (KR)

(\*\*) Term: **15 Years**

(21) Appl. No.: **29/668,929**

(22) Filed: **Nov. 2, 2018**

(30) **Foreign Application Priority Data**

Aug. 30, 2018 (KR) ..... 30-2018-0040543

(51) **LOC (12) Cl.** ..... **28-03**

(52) **U.S. Cl.**  
USPC ..... **D24/214**

(58) **Field of Classification Search**  
USPC ..... 601/15, 18, 19, 27, 28, 29, 30, 31, 32,  
601/46, 47, 48, 52, 72, 99, 112, 113, 118,  
601/135, 137, DIG. 12, DIG. 14, DIG. 15,  
601/DIG. 16, DIG. 17; D24/133, 184,  
D24/200, 211, 212, 213, 214, 215;  
D30/160; 600/38, 39, 40, 41; D8/14  
CPC .... A61H 39/04; A61H 23/00; A61H 2207/00;  
A61H 2201/0153

See application file for complete search history.

(56) **References Cited**

**U.S. PATENT DOCUMENTS**

- 2,249,298 A \* 7/1941 Ratti ..... A61F 5/0093  
601/15
- D277,983 S \* 3/1985 Kaminski ..... D24/214
- D280,664 S \* 9/1985 Ishida ..... D24/211
- D417,008 S \* 11/1999 Chien ..... D24/211
- 6,305,040 B1 \* 10/2001 Myler ..... A61H 39/04  
601/134
- D504,954 S \* 5/2005 Park ..... D24/200
- D586,470 S \* 2/2009 Warder ..... D24/211
- D607,116 S \* 12/2009 Morganstern ..... D24/211
- D649,653 S \* 11/2011 Halvorsen ..... D24/215
- D650,087 S \* 12/2011 Huang ..... D24/215

- D694,415 S \* 11/2013 Viner ..... D24/213
- D698,454 S \* 1/2014 DiStefano ..... D24/215
- D728,117 S \* 4/2015 Levine ..... D24/215
- D732,182 S \* 6/2015 Viner ..... D24/212
- D740,432 S \* 10/2015 Wu ..... D24/211
- D814,647 S \* 4/2018 Korrol ..... D24/200
- D820,460 S \* 6/2018 Gewant ..... D24/184
- D820,992 S \* 6/2018 King ..... D24/200
- D821,593 S \* 6/2018 Perez ..... D24/200

(Continued)

**OTHER PUBLICATIONS**

Pharmazonekw, "Homelec Cordless Massager CM-03+", Sep. 12, 2019. <https://pharmazonekw.com/homelec-cordless-massager-cm-03>. Shown on p. 1. (Year: 2019).\*

*Primary Examiner* — Cynthia Ramirez

*Assistant Examiner* — Michael A Maharajh

(74) *Attorney, Agent, or Firm* — Marshall, Gerstein & Borun LLP

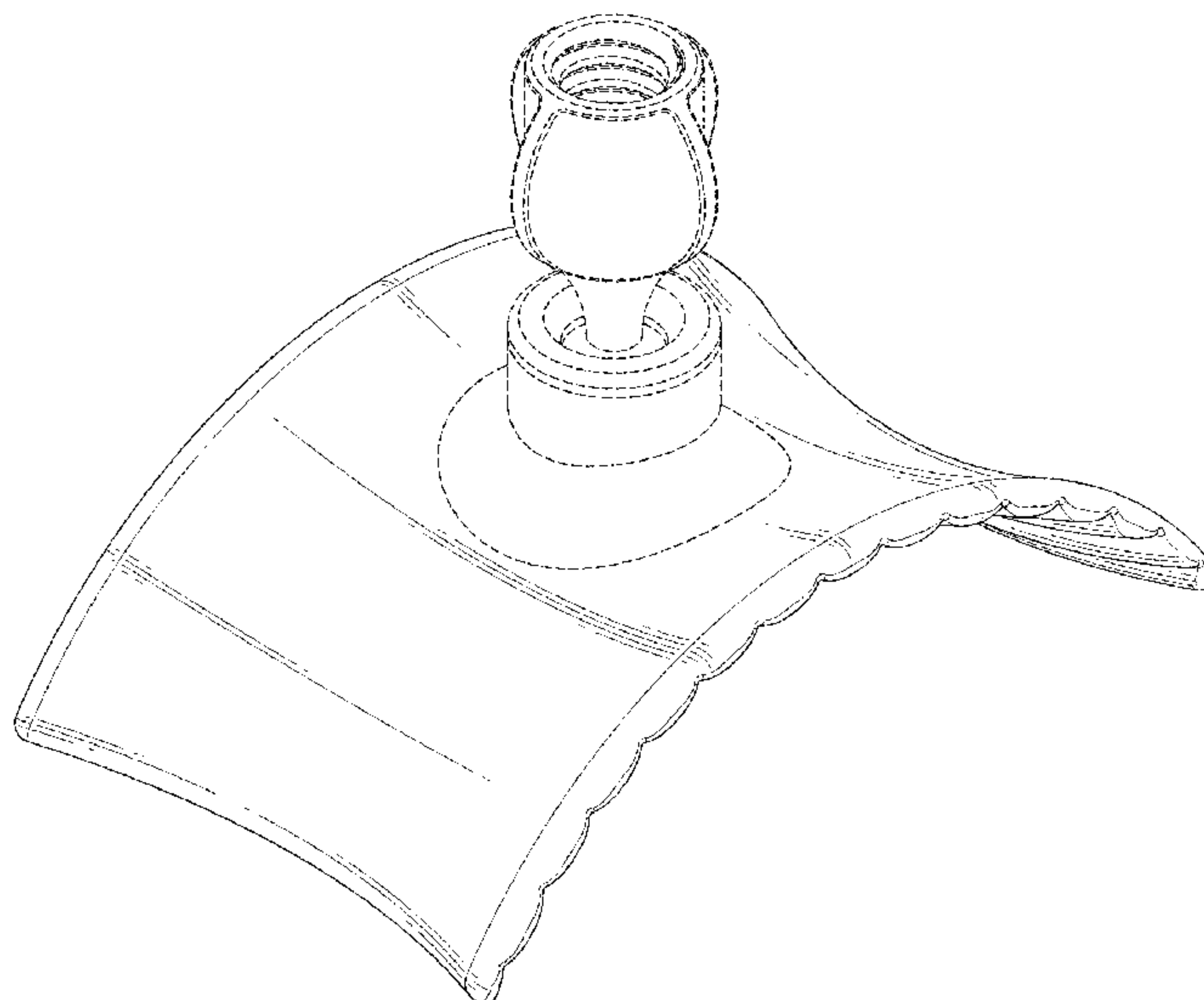
(57) **CLAIM**

The ornamental design for a part for a handheld massager, as shown and described.

**DESCRIPTION**

FIG. 1 is a perspective view of a part for a handheld massager of the present invention; FIG. 2 is a front elevational view thereof; FIG. 3 is a rear elevational view thereof; FIG. 4 is a left side elevational view thereof; FIG. 5 is a right side elevational view thereof; FIG. 6 is a top plan view thereof; FIG. 7 is a bottom plan view thereof; and, FIG. 8 is a perspective view thereof with the part for a handheld massager oriented upside down. The broken lines shown in the drawings are for the purpose of illustrating portions of the part for a handheld massager, which form no part of the claimed design.

**1 Claim, 8 Drawing Sheets**



(56)

**References Cited**

U.S. PATENT DOCUMENTS

D827,147	S *	8/2018	Jacobs	.....	D24/214
D837,995	S *	1/2019	Josselyn	.....	D24/215
D848,011	S *	5/2019	Champeval	.....	D24/215
D850,641	S *	6/2019	Black	.....	A61H 7/001
					D24/214
2006/0142678	A1 *	6/2006	Hecht	.....	A61H 39/04
					601/135
2014/0288364	A1 *	9/2014	St. Bernard	.....	A61H 19/34
					600/38
2015/0238348	A1 *	8/2015	Kamat	.....	A61H 15/00
					601/19

\* cited by examiner

FIG. 1

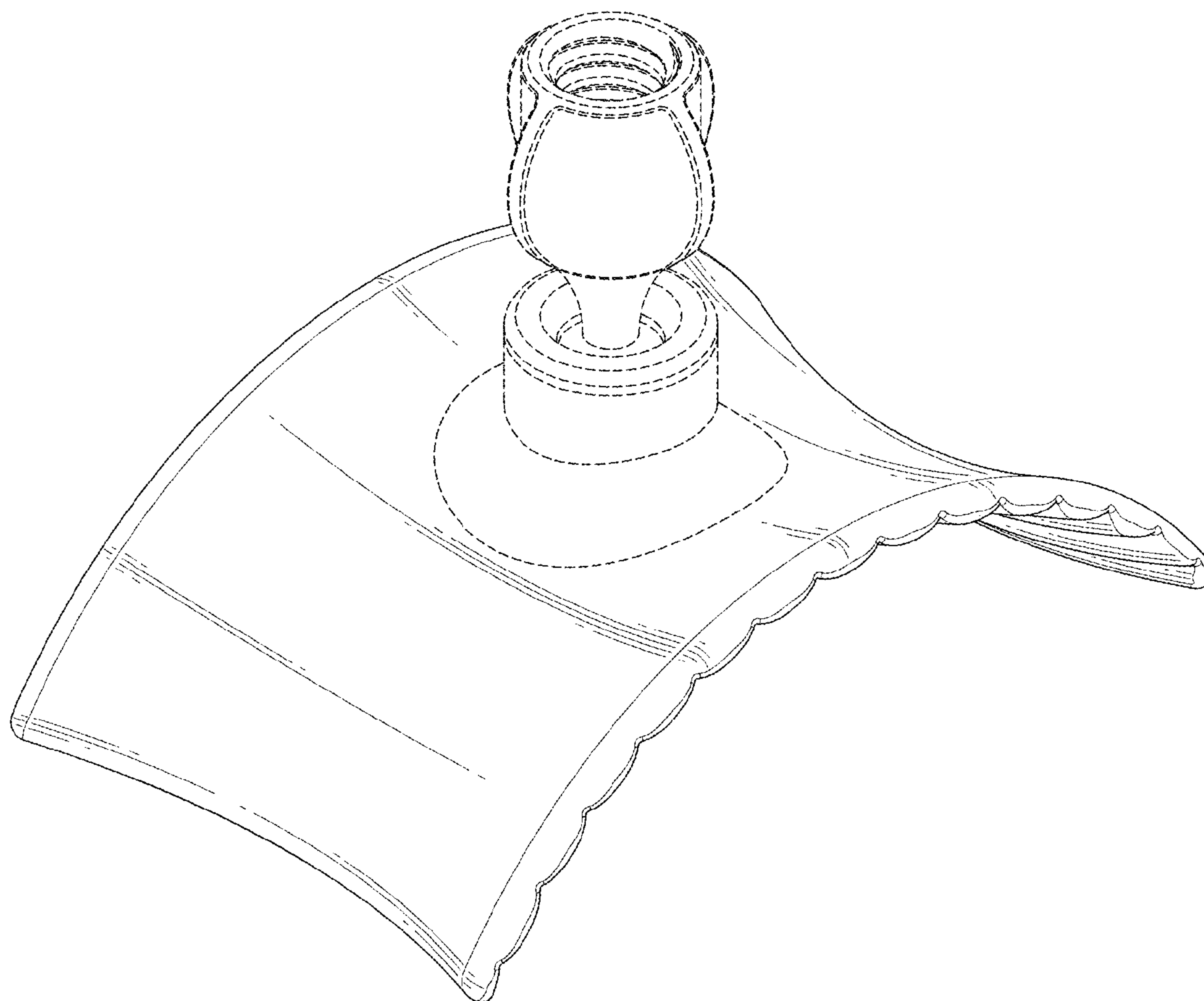


FIG. 2

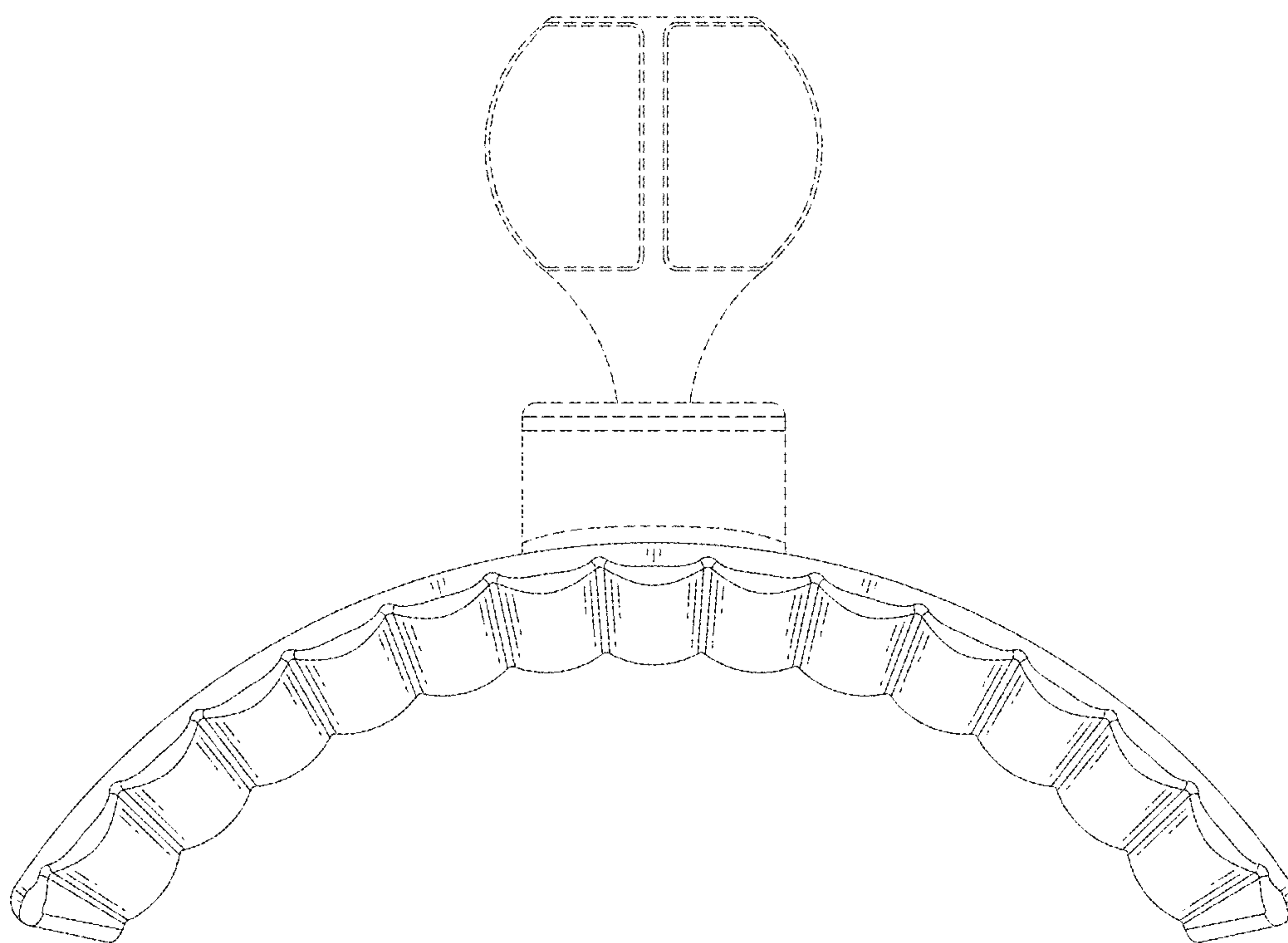


FIG. 3

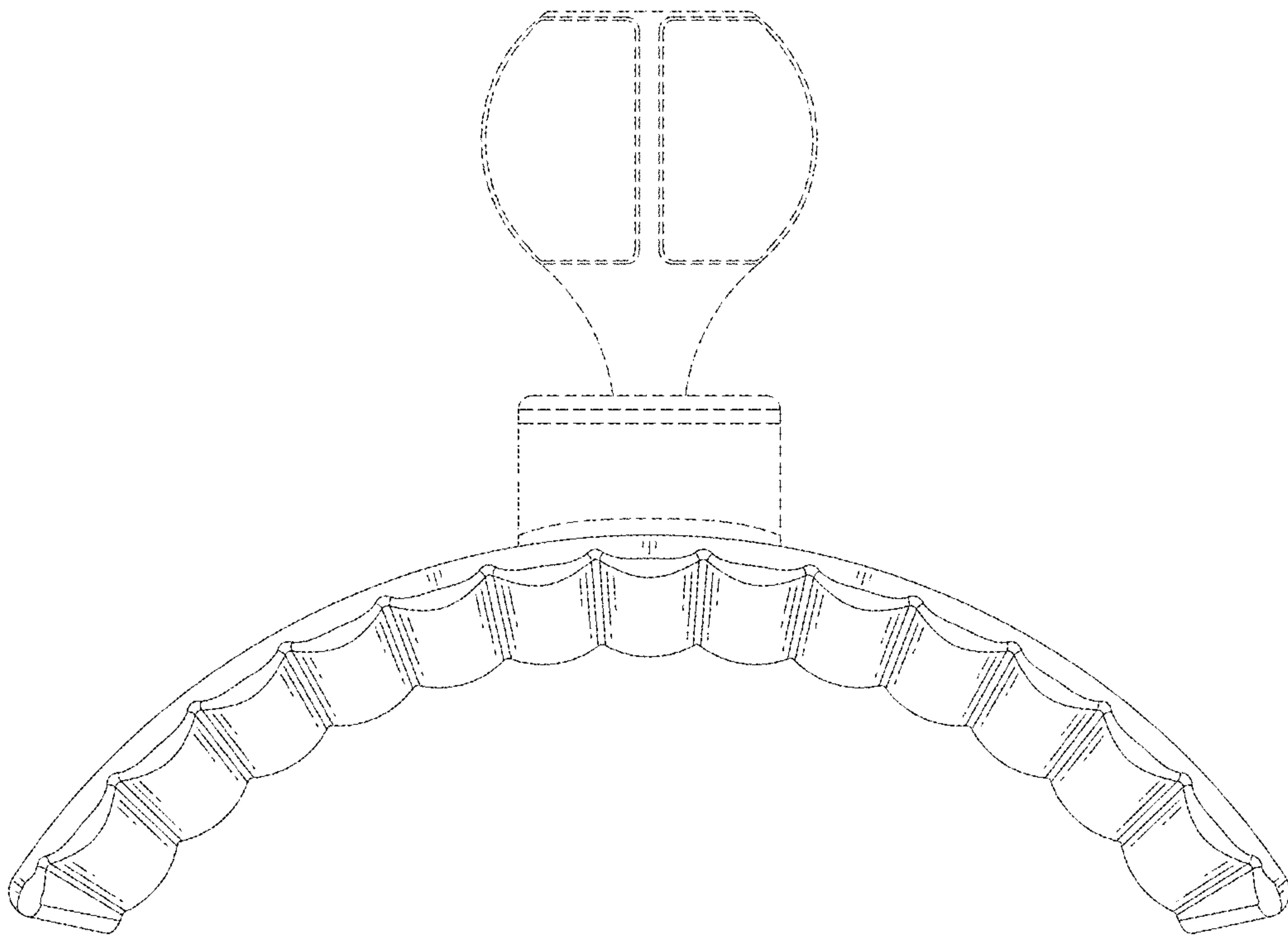


FIG. 4

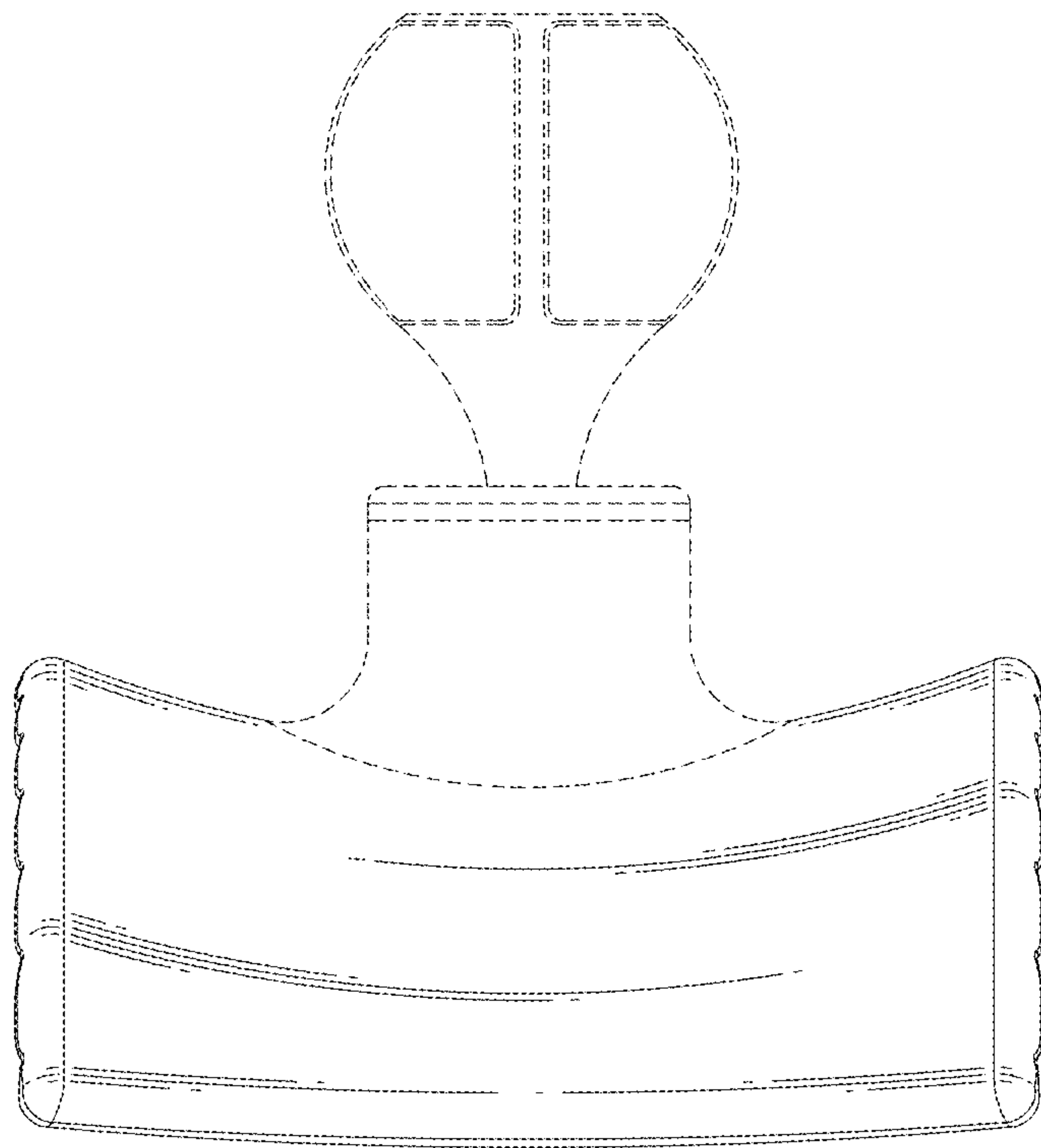


FIG. 5

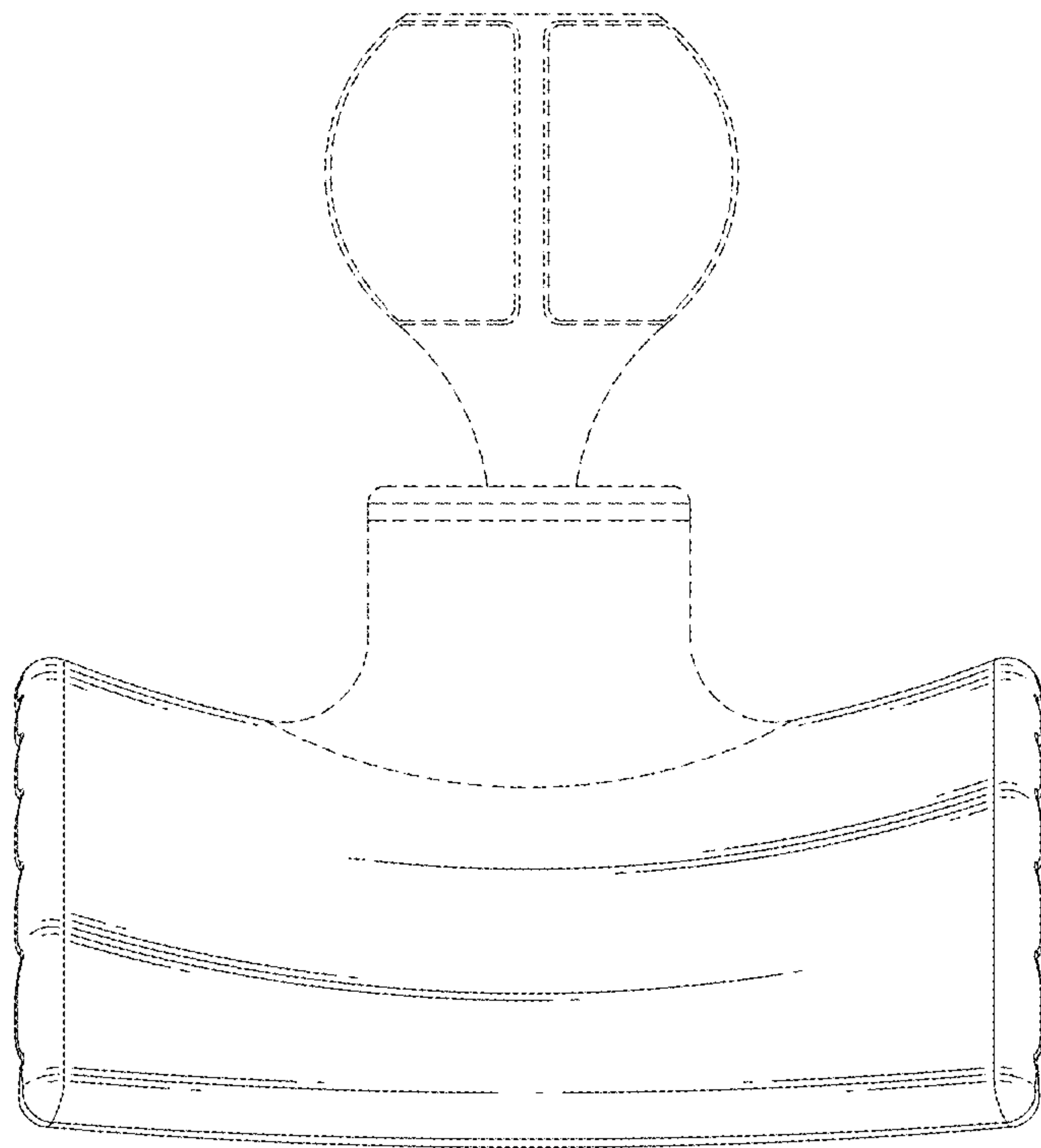




FIG. 6

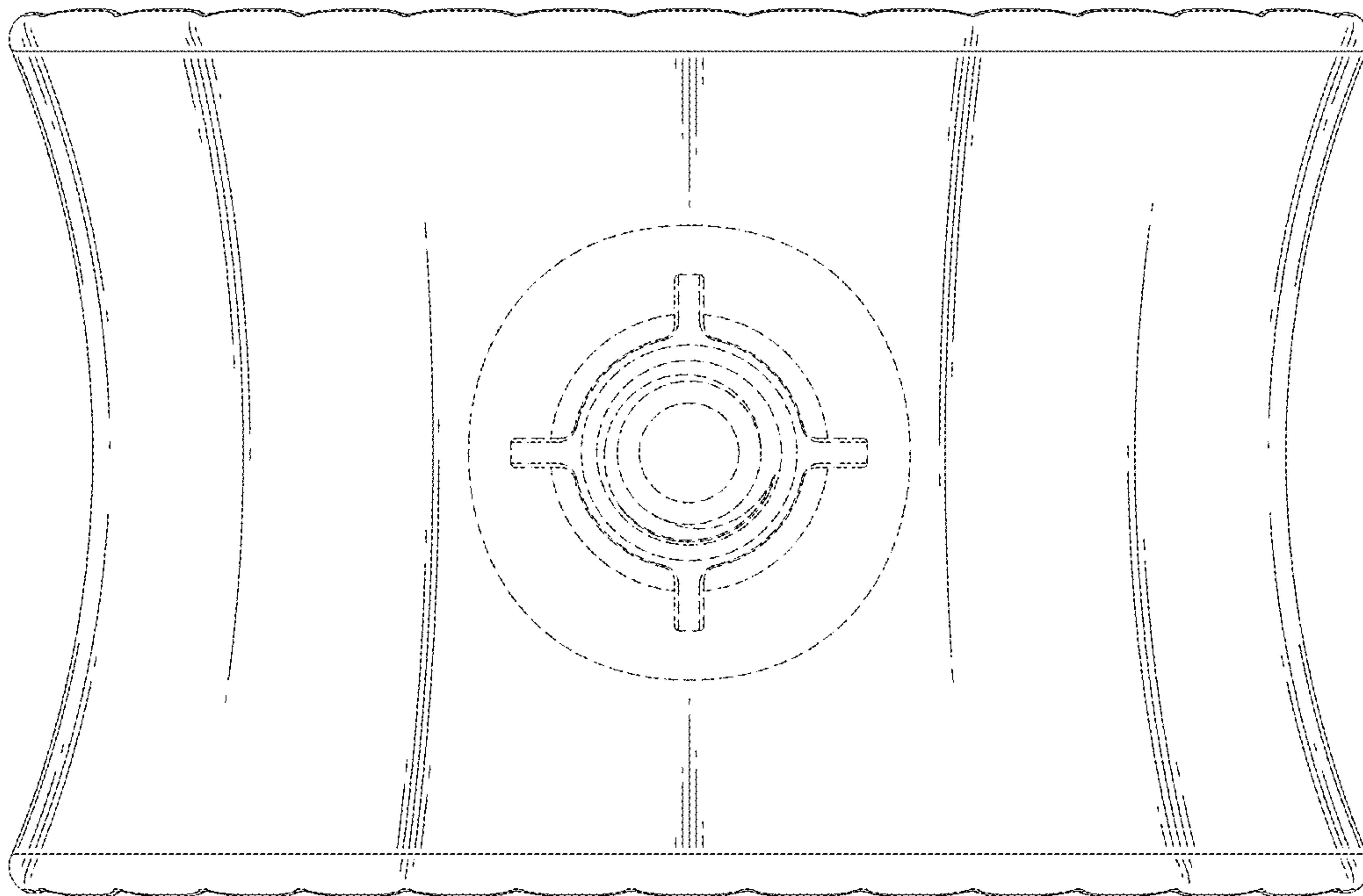




FIG. 7

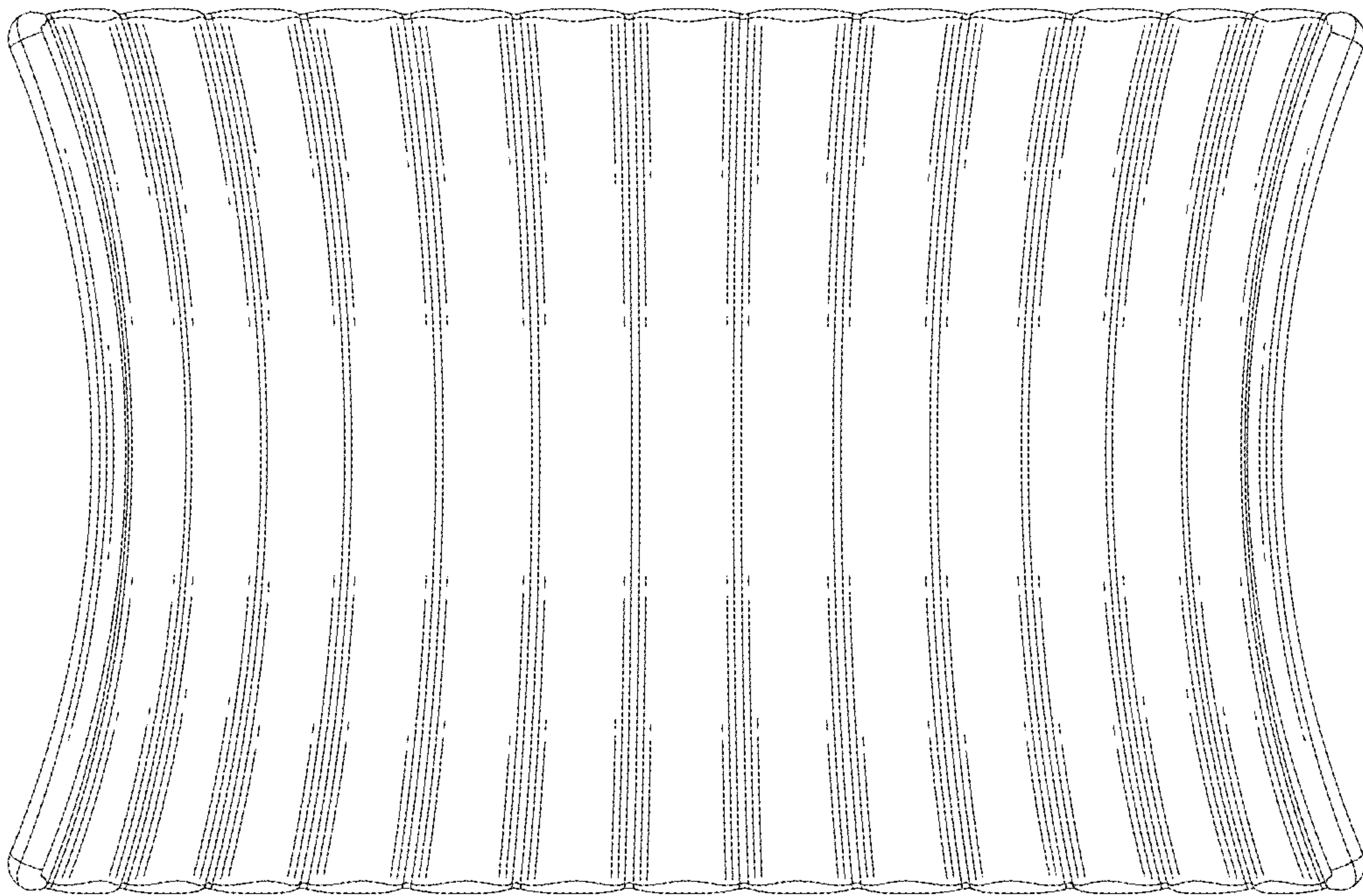


FIG. 8

