



US00D874666S

(12) **United States Design Patent** (10) **Patent No.:** **US D874,666 S**
Matsushita (45) **Date of Patent:** **** Feb. 4, 2020**

(54) **SKIN MASSAGE ROLLER**

(71) Applicant: **MTG CO., LTD.**, Nagoya-shi, Aichi (JP)

(72) Inventor: **Tsuyoshi Matsushita**, Nagoya (JP)

(73) Assignee: **MTG CO., LTD.**, Nagoya-shi, Aichi (JP)

(**) Term: **15 Years**

(21) Appl. No.: **29/653,712**

(22) Filed: **Jun. 18, 2018**

(30) **Foreign Application Priority Data**

Dec. 19, 2017 (JP) 2017-02842

(51) **LOC (12) Cl.** **28-03**

(52) **U.S. Cl.**
USPC **D24/211**

(58) **Field of Classification Search**
USPC 601/19, 22, 40, 46, 52, 63, 99, 110–113,
601/118–120, 125, DIG. 12,
601/DIG. 14–DIG. 17; D24/200, 211,
D24/212, 213, 214, 215
CPC A61H 15/00; A61H 15/0092; A63B
23/03541; A63B 21/4049
See application file for complete search history.

(56) **References Cited**

U.S. PATENT DOCUMENTS

D666,304 S *	8/2012	Matsushita	D24/215
D668,771 S *	10/2012	Matsushita	D24/211
D669,998 S *	10/2012	Matsushita	D24/215
D674,500 S *	1/2013	Matsushita	D24/211
D725,788 S *	3/2015	Matsushita	D24/211

D728,115 S *	4/2015	Matsushita	D24/211
9,810,260 B2 *	11/2017	Tanigawa	A61H 15/0092
D820,466 S *	6/2018	Matsushita	D24/215
D844,797 S *	4/2019	Matsushita	D24/211
2014/0288473 A1 *	9/2014	Matsushita	A61H 15/00 601/137
2018/0116903 A1 *	5/2018	Matsushita	A61H 15/00
2018/0140500 A1 *	5/2018	Matsushita	A61H 15/0092
2019/0008718 A1 *	1/2019	Matsushita	A61H 15/0092

OTHER PUBLICATIONS

Amazon, "HaloVa 3D Roller Face Massager", Dec. 5, 2016. https://www.amazon.com/HaloVa-Massager-Firming-Massage-Massager/product-reviews/B01N91WMZM/ref=cm_cr_getr_d_paging_btm_next_24?ie=UTF8&reviewerType=all_reviews&sortBy=recent&pageNumber=24. Shown on p. 1. (Year: 2016).*

* cited by examiner

Primary Examiner — Cynthia Ramirez
Assistant Examiner — Michael A Maharajh
(74) *Attorney, Agent, or Firm* — Sughrue Mion, PLLC

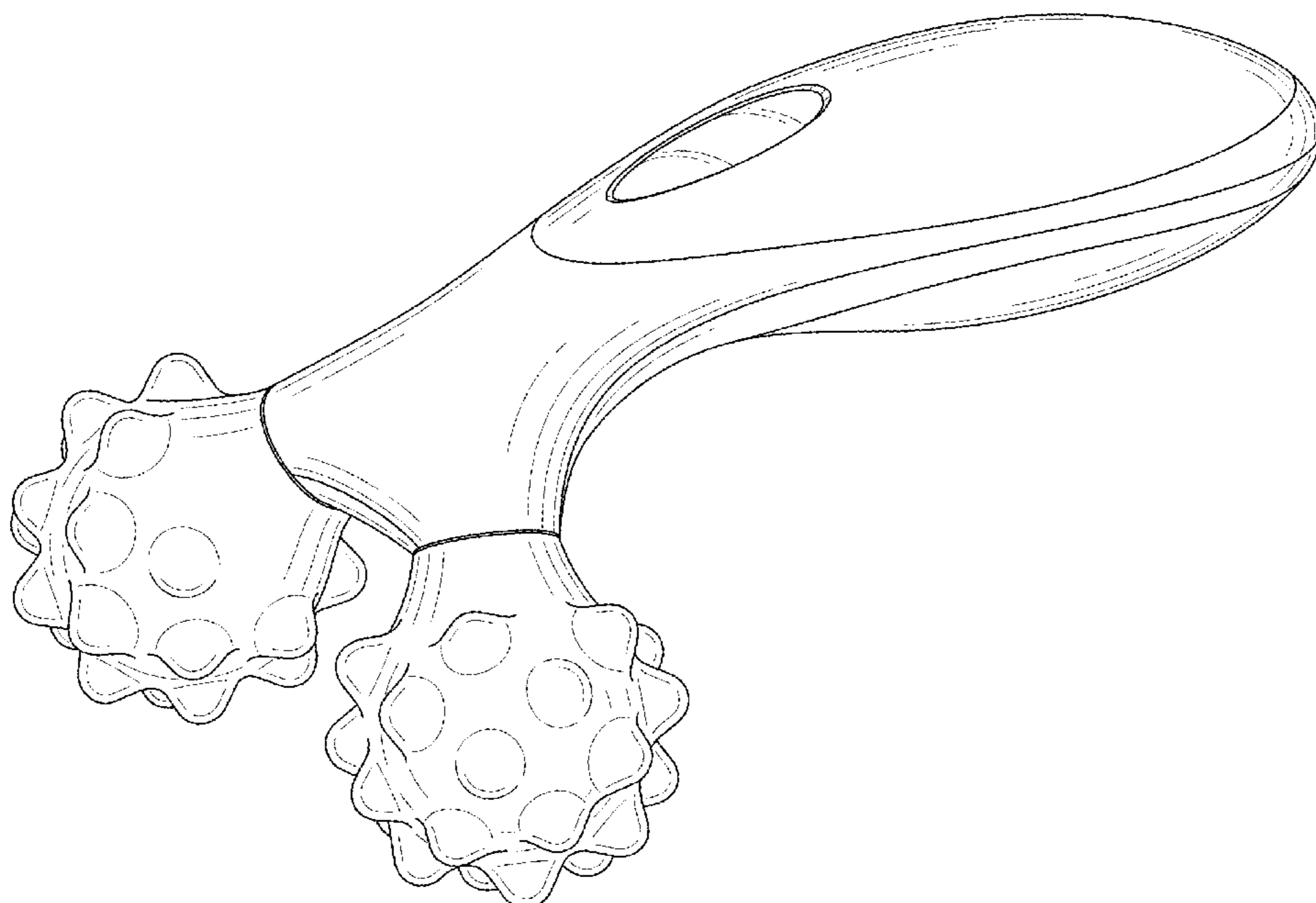
(57) **CLAIM**

The ornamental design for a skin massage roller, as shown and described.

DESCRIPTION

FIG. 1 is a perspective view of a skin massage roller, showing my new design;
FIG. 2 is a front view thereof, a rear view being a mirror image;
FIG. 3 is a left side view thereof;
FIG. 4 is a right side view thereof;
FIG. 5 is a top view thereof; and,
FIG. 6 is a bottom view thereof.

1 Claim, 6 Drawing Sheets



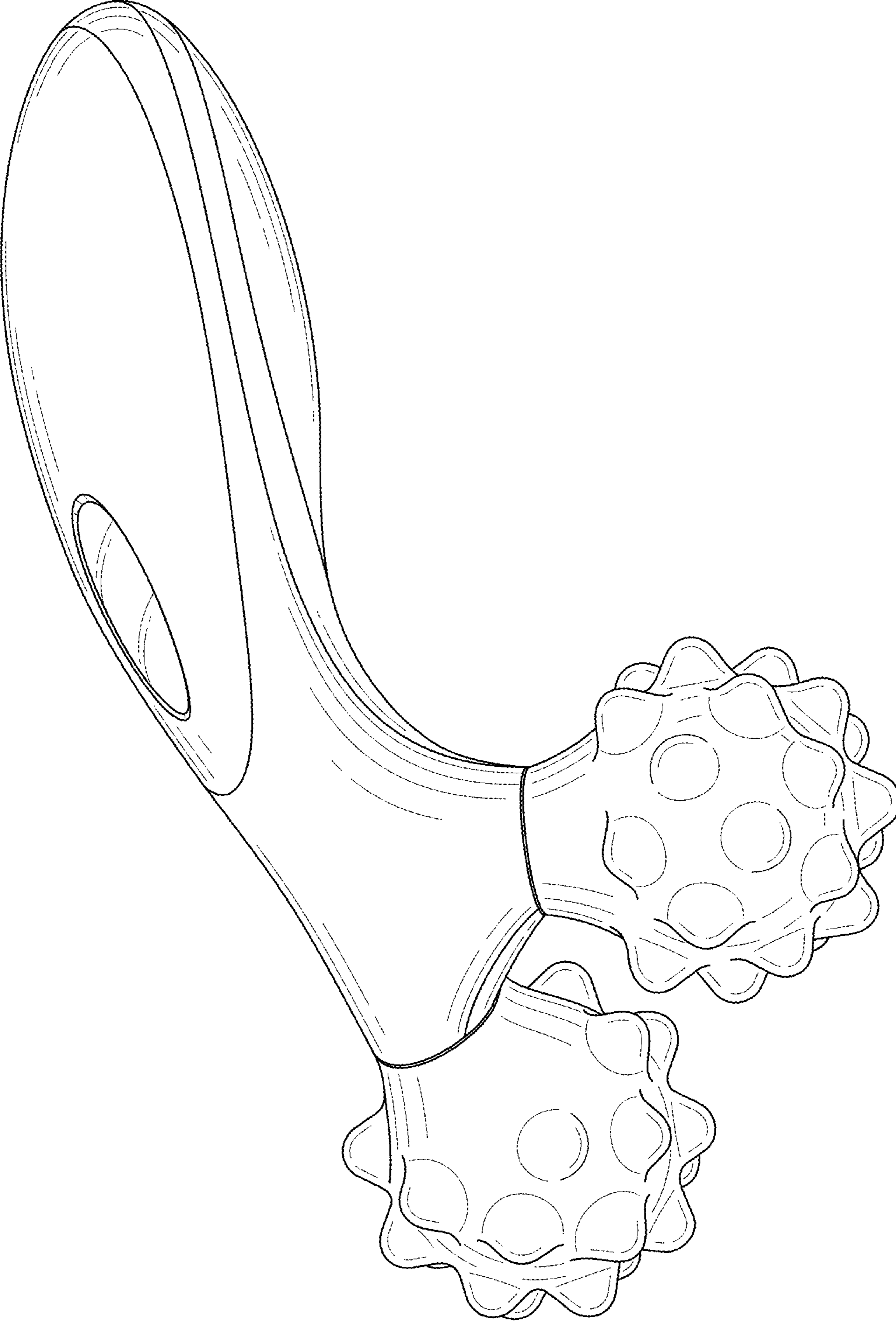


FIG. 1



FIG. 2

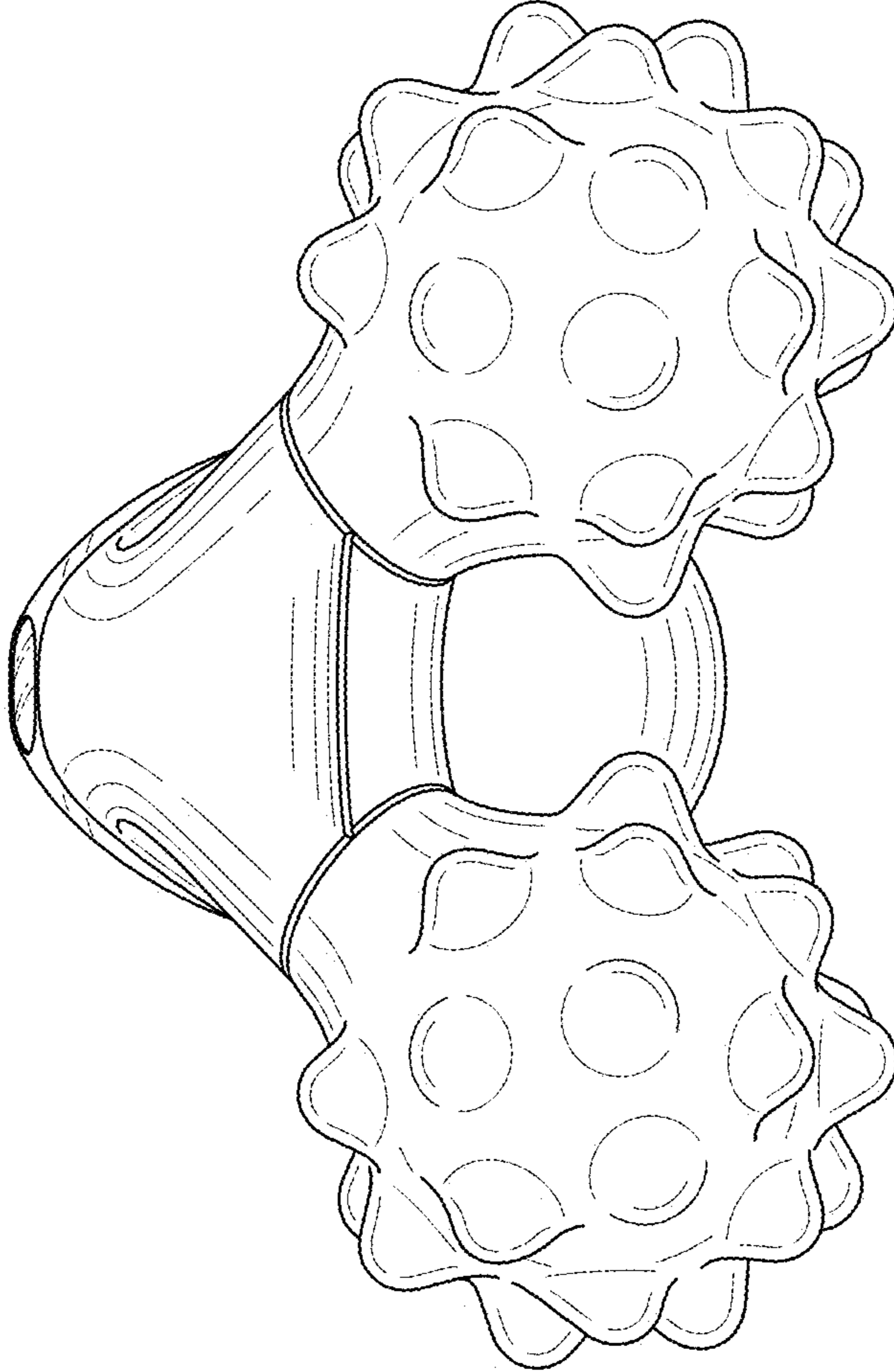


FIG. 3

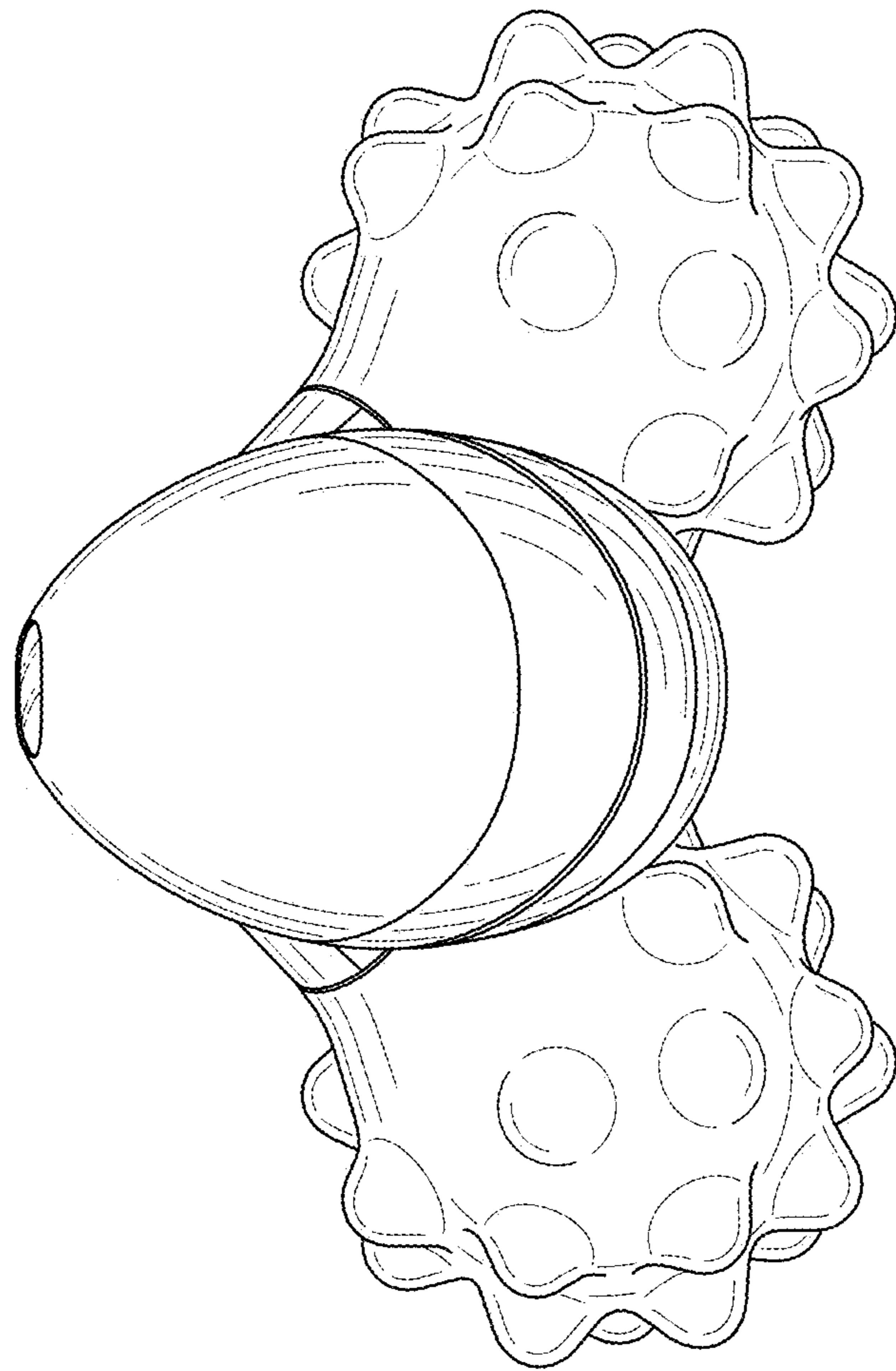


FIG. 4

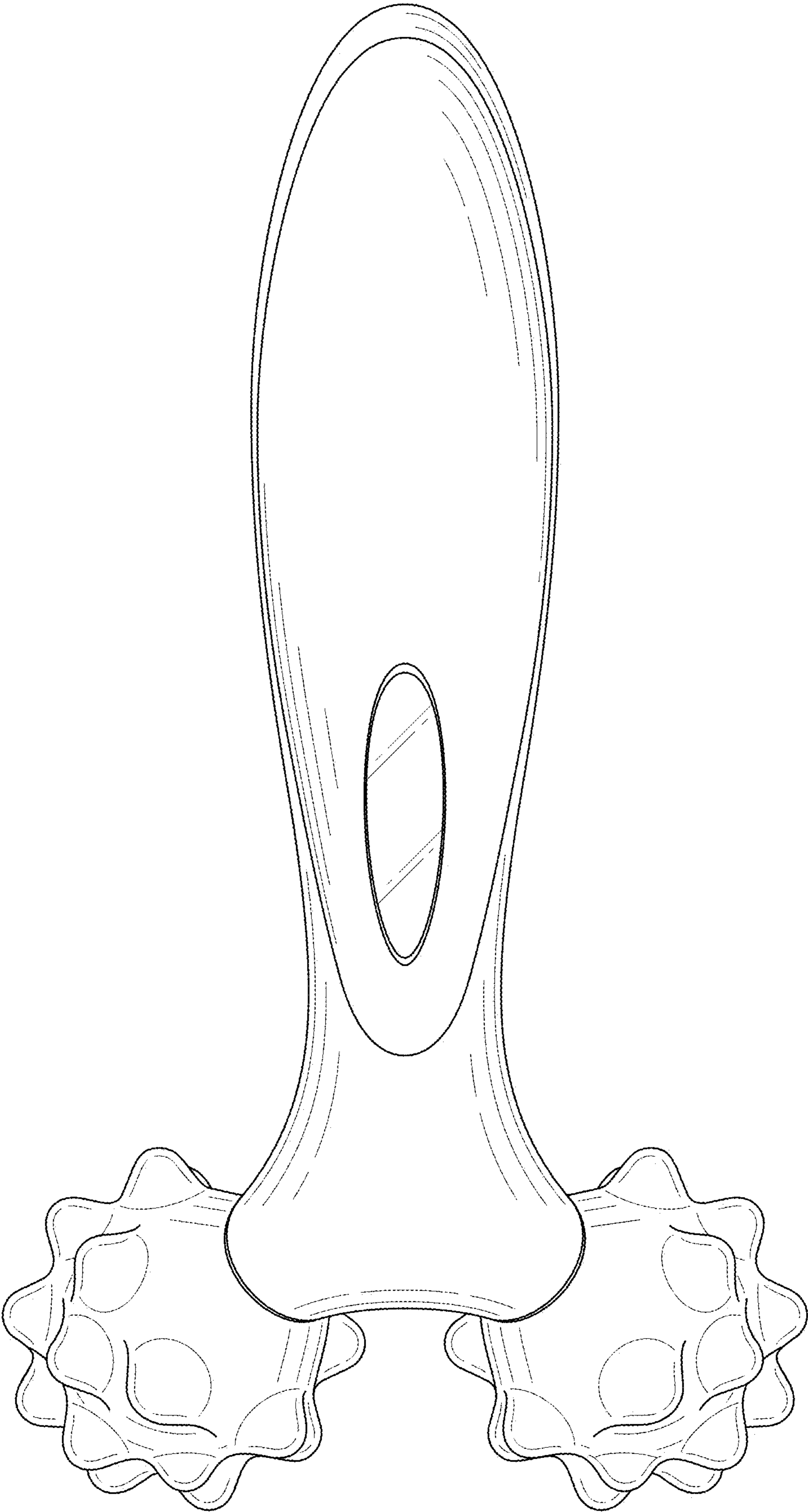


FIG. 5

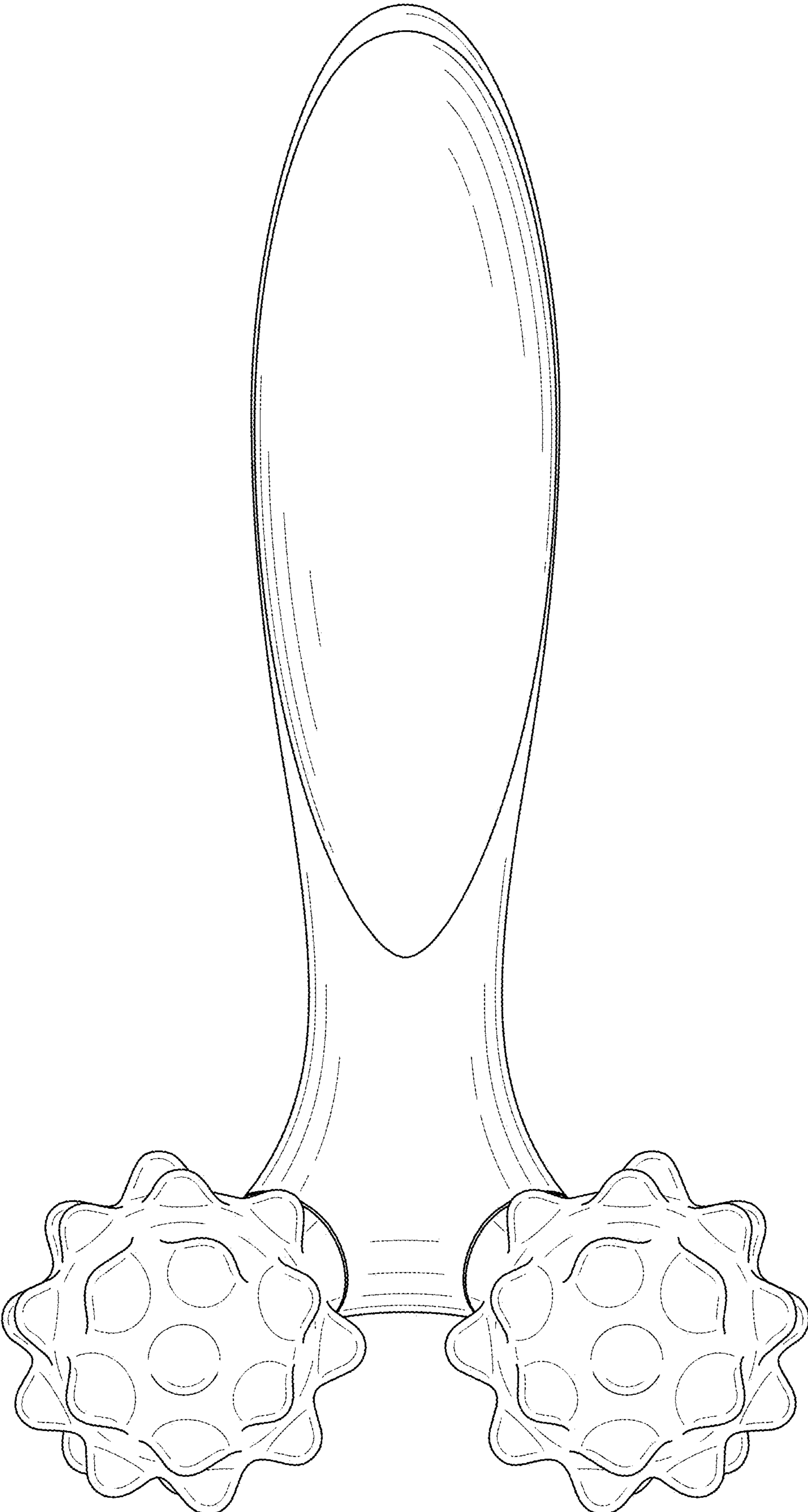


FIG. 6