



US00D874642S

(12) **United States Design Patent**
Tanzbro et al.

(10) **Patent No.:** **US D874,642 S**

(45) **Date of Patent:** **** Feb. 4, 2020**

(54) **MEDICAL EQUIPMENT**

(71) Applicant: **Mölnlycke Health Care AB**, Göteborg (SE)

(72) Inventors: **Magnus Carl-Gustaf Tanzbro**, Alingsås (SE); **Martin Evert Gustaf Hillbratt**, Lindome (SE); **Ewen Northwood**, Leeds (GB); **Wang Shien Tan**, Bayan Lepas (MY); **Iain Robert Mortimer**, Edinburgh (GB)

(73) Assignee: **Mölnlycke Health Care AB**, Göteborg (SE)

(**) Term: **15 Years**

(21) Appl. No.: **29/619,514**

(22) Filed: **Sep. 29, 2017**

(51) **LOC (12) Cl.** **24-01**

(52) **U.S. Cl.**
USPC **D24/108**

(58) **Field of Classification Search**
USPC D24/107, 108, 111, 117, 121, 188
CPC .. A61M 1/0088; A61M 1/0031; A61M 1/009;
A61M 2205/8206; A61M 27/00; A61M
1/0066

See application file for complete search history.

(56) **References Cited**

U.S. PATENT DOCUMENTS

D475,132 S	*	5/2003	Randolph	D24/108
D544,092 S	*	6/2007	Lewis	D24/108
D581,042 S	*	11/2008	Randolph	D24/111
D581,522 S		11/2008	Randolph et al.		
D590,934 S		4/2009	Randolph et al.		
D593,676 S		6/2009	Locke et al.		
D594,114 S		6/2009	Locke et al.		
D602,582 S		10/2009	Pidgeon et al.		
D602,583 S		10/2009	Pidgeon et al.		
D602,584 S		10/2009	Pidgeon et al.		

D618,337 S		6/2010	Pratt et al.		
D625,801 S		10/2010	Pidgeon et al.		
D630,313 S	*	1/2011	Pidgeon	D24/108
D630,725 S		1/2011	Pidgeon et al.		
D642,594 S		8/2011	Mattson et al.		

(Continued)

FOREIGN PATENT DOCUMENTS

CN 304567716 * 4/2018

Primary Examiner — Lilyana Bekic

(74) *Attorney, Agent, or Firm* — Ballard Spahr LLP

(57) **CLAIM**

The ornamental design for a medical equipment, as shown and described.

DESCRIPTION

The file of this patent contains at least one drawing/photograph executed in color. Copies of this patent with color drawing(s)/photograph(s) will be provided by the Office upon request and payment of the necessary fee.

FIG. 1 is a perspective view of a first embodiment of a medical equipment showing our new design;

FIG. 2 is a front plan view thereof;

FIG. 3 is a left side elevational view thereof;

FIG. 4 is a right side elevational view thereof;

FIG. 5 is a rear elevational view thereof;

FIG. 6 is a top plan view thereof;

FIG. 7 is a bottom plan view thereof;

FIG. 8 is a perspective view of a second embodiment of a medical equipment showing our new design;

FIG. 9 is a perspective view thereof;

FIG. 10 is a front plan view thereof;

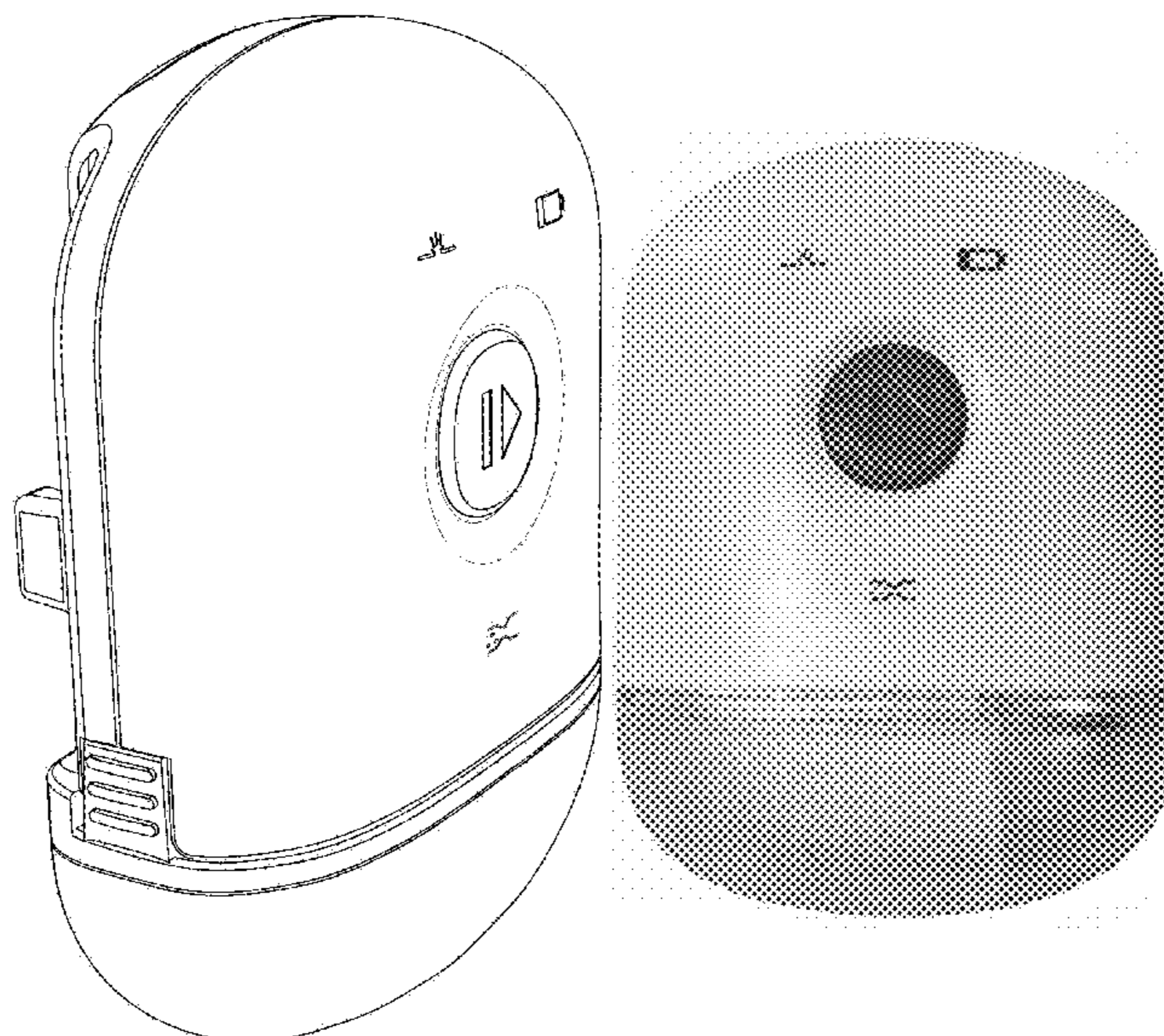
FIG. 11 is a rear elevational view thereof;

FIG. 12 is a bottom plan view thereof;

FIG. 13 is a right side elevational view thereof; and,

FIG. 14 is a left side elevational view thereof.

1 Claim, 11 Drawing Sheets
(5 of 11 Drawing Sheet(s) Filed in Color)



(56)

References Cited

U.S. PATENT DOCUMENTS

D645,137	S	9/2011	Gonzalez	
D648,353	S	11/2011	Mattson et al.	
D650,894	S	12/2011	Gonzalez	
D654,095	S	2/2012	Mattson et al.	
D659,717	S	5/2012	Mattson et al.	
8,858,517	B2 *	10/2014	Pan	A61M 1/0088 604/317
D764,047	S	8/2016	Bjelovuk et al.	
D764,048	S	8/2016	Bjelovuk et al.	
D764,653	S	8/2016	Bjelovuk et al.	
D764,654	S	8/2016	Bjelovuk et al.	
D765,830	S	9/2016	Bjelovuk et al.	
D770,173	S	11/2016	Brophy et al.	
D802,744	S *	11/2017	Bjelovuk	D24/108
D813,374	S *	3/2018	Bjelovuk	D24/108
D814,016	S *	3/2018	Bjelovuk	D24/108
D815,726	S *	4/2018	Bjelovuk	D24/108
D815,727	S *	4/2018	Bjelovuk	D24/108
2009/0299306	A1 *	12/2009	Buan	A61M 1/0031 604/319
2012/0302975	A1 *	11/2012	Buan	A61M 1/0031 604/318
2016/0038626	A1 *	2/2016	Locke	A61L 15/42 601/6
2016/0339158	A1 *	11/2016	Collinson	A61F 13/0206
2017/0368239	A1 *	12/2017	Askem	F04B 49/12
2018/0304065	A1 *	10/2018	Armstrong	A61M 1/0088
2019/0021911	A1 *	1/2019	Askem	A61M 1/0066
2019/0201599	A1 *	7/2019	Chang	A61M 1/0035

* cited by examiner

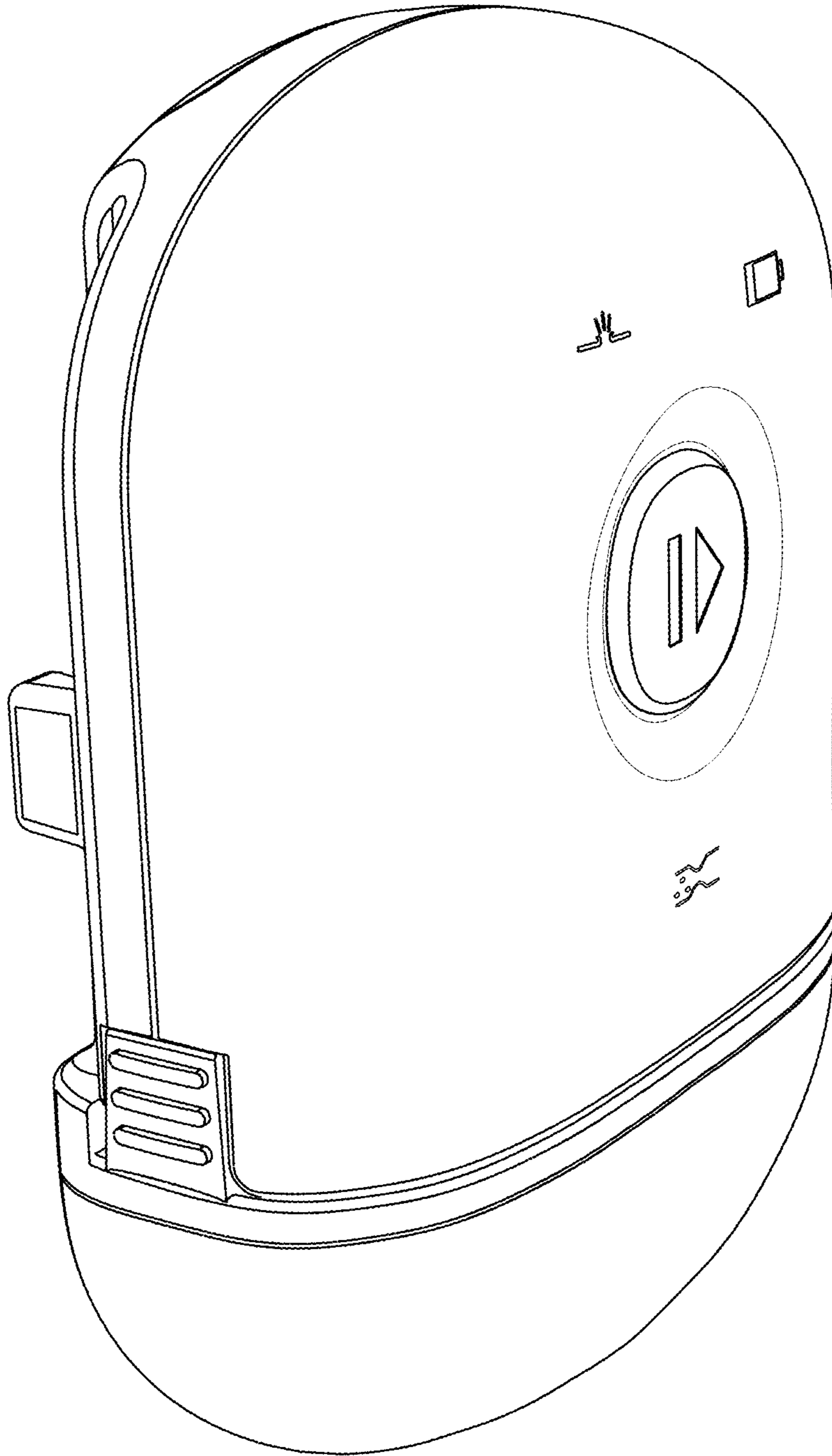


Figure. 1

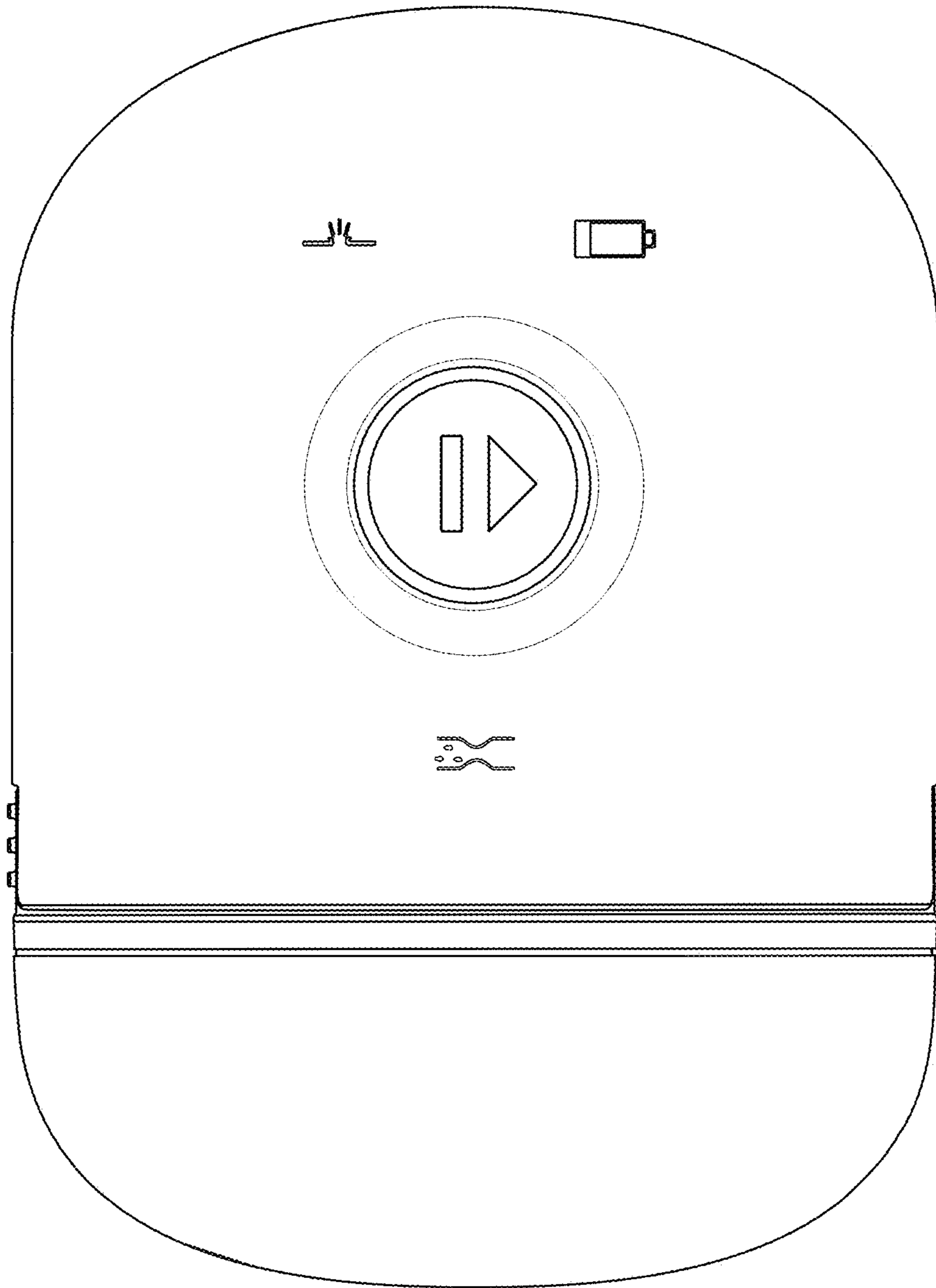


Figure. 2

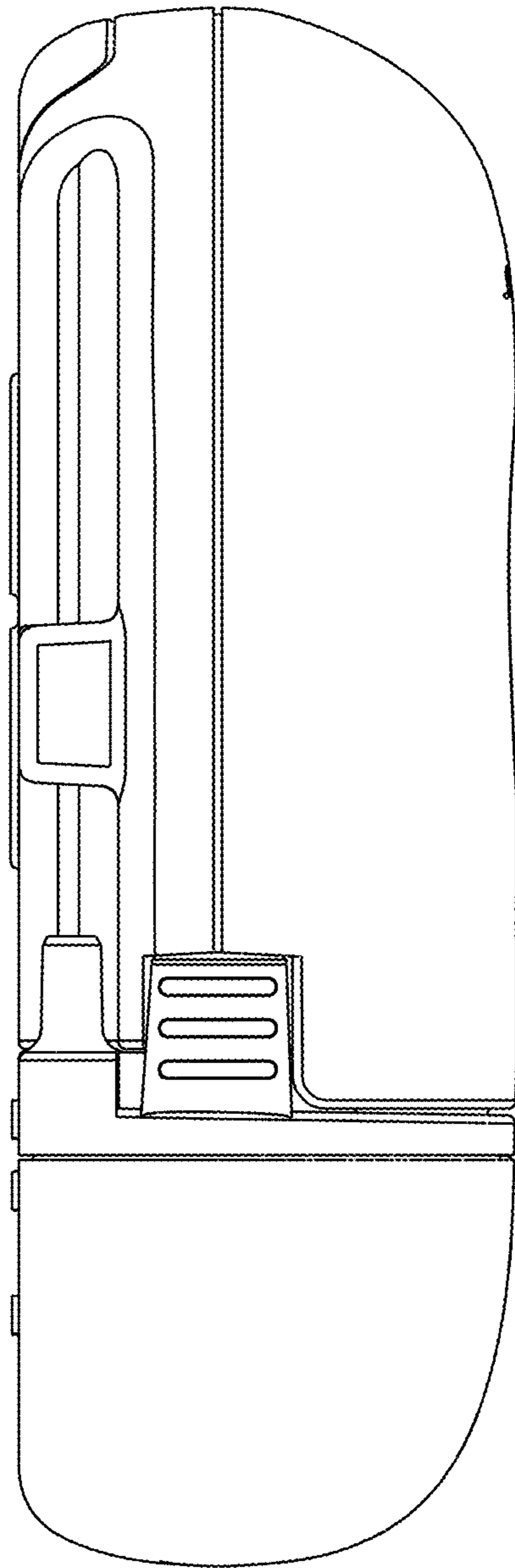


Figure. 3

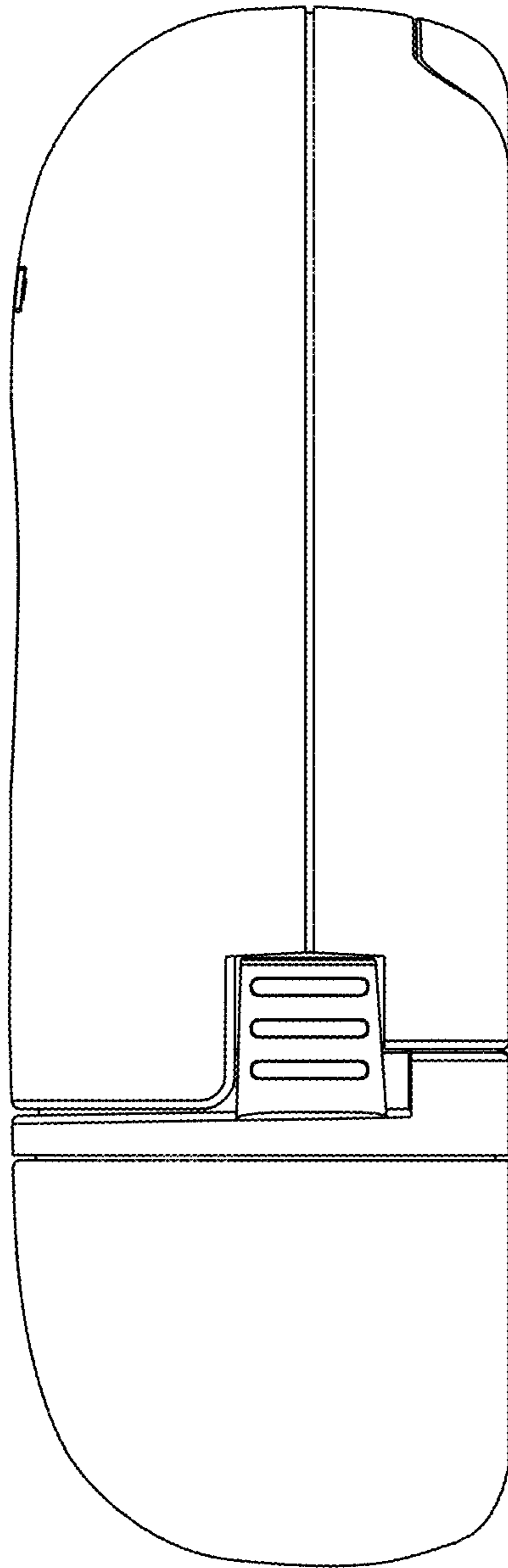


Figure. 4

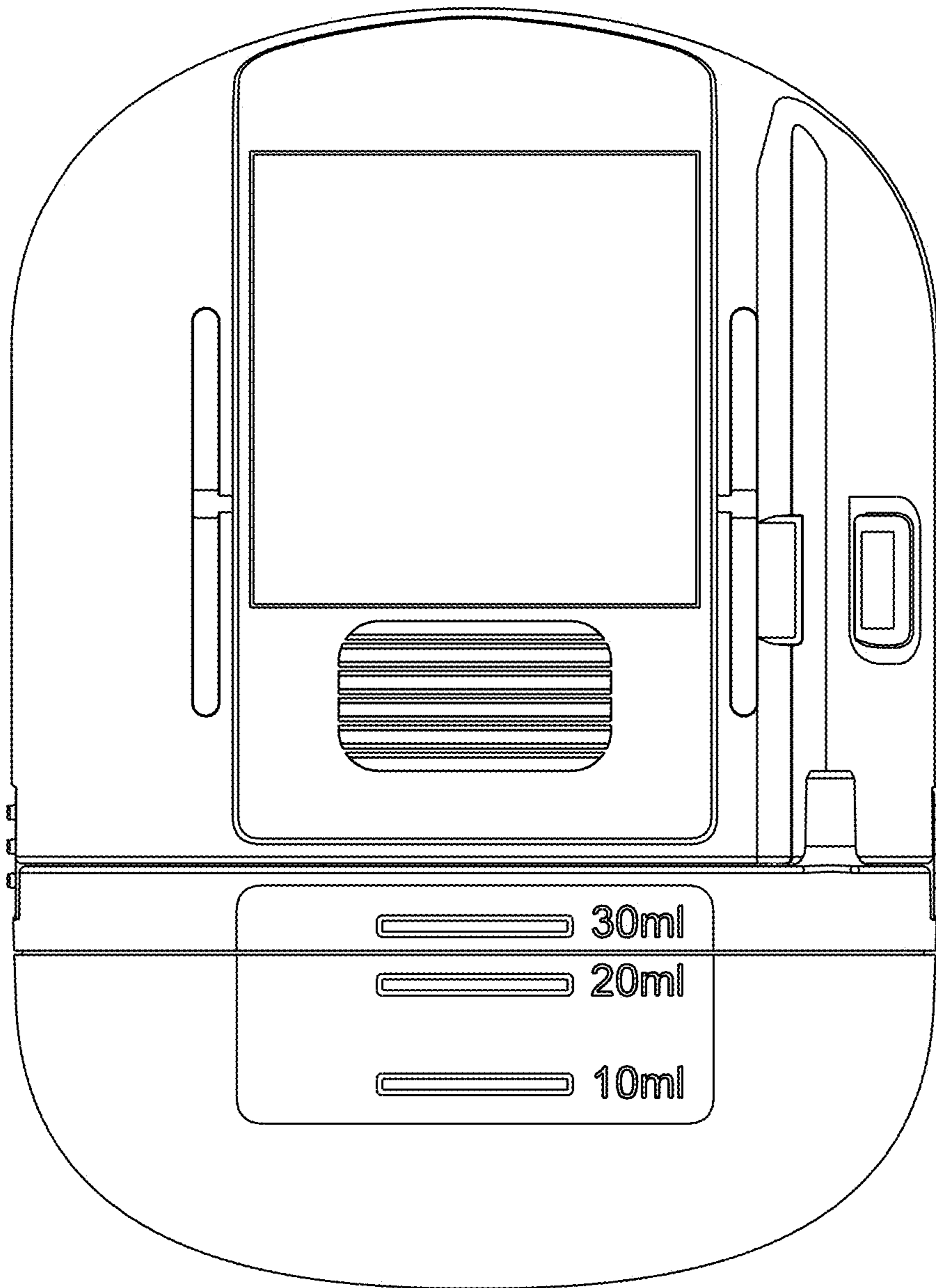


Figure. 5

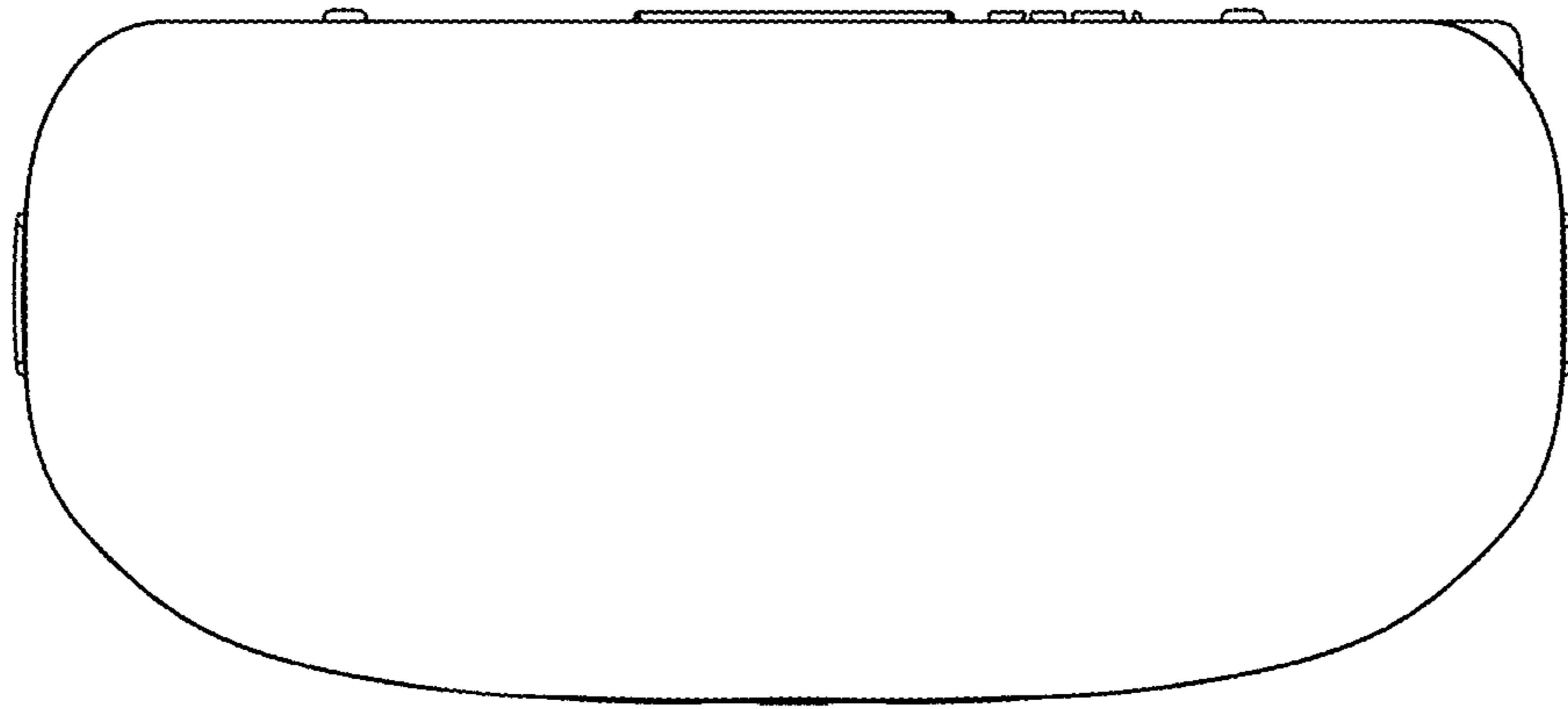


Figure. 6

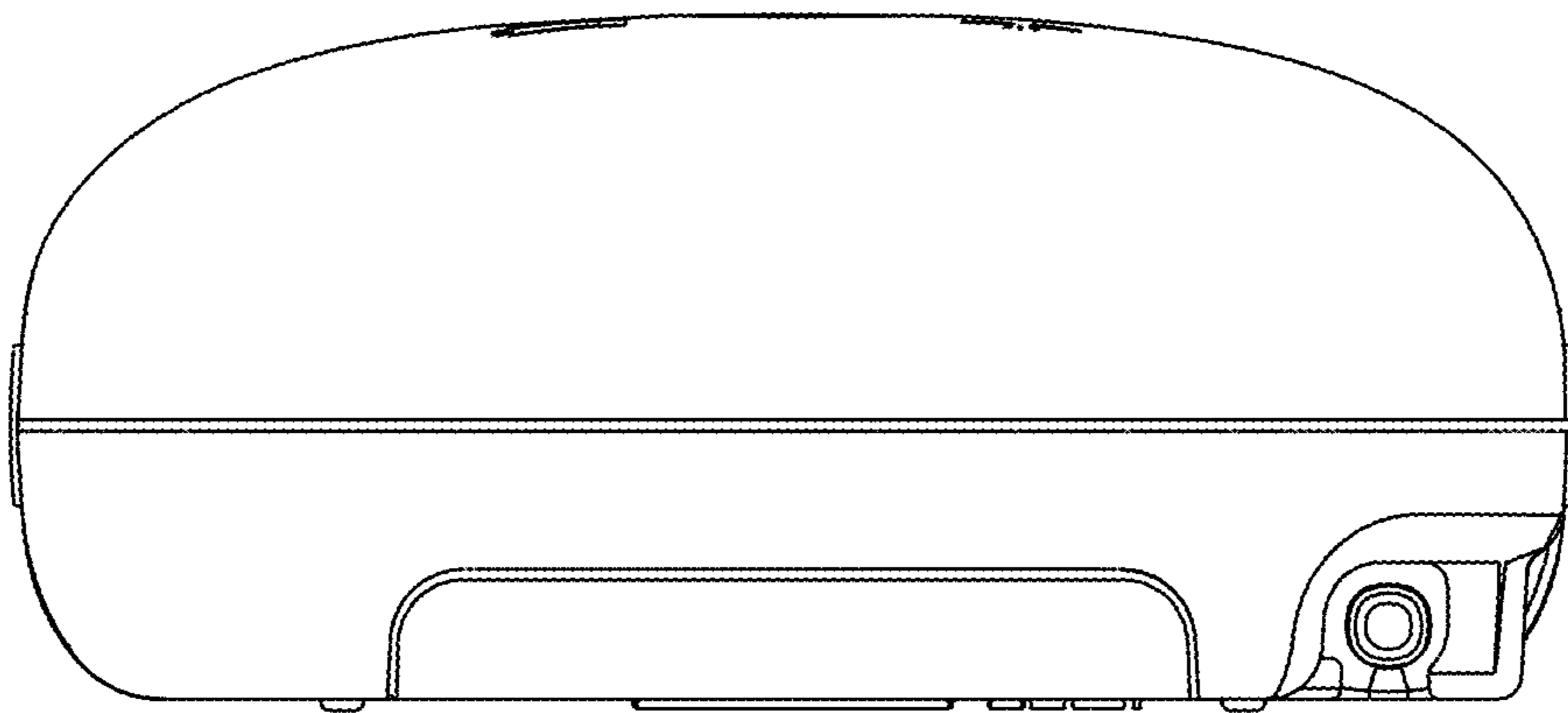


Figure. 7



Figure. 8



Figure. 9



Figure. 10



Figure. 11




Figure. 12




Figure. 13




Figure. 14