



US00D874628S

(12) **United States Design Patent**
Yamaguchi

(10) **Patent No.:** **US D874,628 S**

(45) **Date of Patent:** **** Feb. 4, 2020**

(54) **CATALYST CARRIER FOR EXHAUST GAS PURIFICATION**

(71) Applicant: **NGK Insulators, Ltd.**, Nagoya-Shi (JP)

(72) Inventor: **Takaya Yamaguchi**, Nagoya (JP)

(73) Assignee: **NGK Insulators, Ltd.**, Nagoya (JP)

(**) Term: **15 Years**

(21) Appl. No.: **29/647,500**

(22) Filed: **May 14, 2018**

Related U.S. Application Data

(62) Division of application No. 29/596,135, filed on Mar. 6, 2017, now Pat. No. Des. 837,357.

(30) **Foreign Application Priority Data**

Sep. 15, 2016 (JP) 2016-019975

Sep. 15, 2016 (JP) 2016-019976

Sep. 15, 2016 (JP) 2016-019977

(51) **LOC (12) Cl.** **23-04**

(52) **U.S. Cl.**

USPC **D23/365**; D23/355; D15/5

(58) **Field of Classification Search**

USPC D23/209, 341, 354, 355, 364-365,
D23/386-391; D25/114-116, 118-125;
D7/412

CPC F01N 2330/06; F01N 3/0222; B01D
46/2429; B01D 46/2451; B01D 46/247;
B01D 46/2492; B01D 46/2481; F28F
1/40; E04B 2/42; E04B 2/44; E04B 2/50;
E04B 2/52; E04B 2/54

See application file for complete search history.

(56) **References Cited**

U.S. PATENT DOCUMENTS

D210,286 S 2/1968 Venema et al.
4,740,408 A * 4/1988 Mochida B01D 46/10
422/179
4,767,309 A 8/1988 Mizuno et al.
D304,501 S 11/1989 VanWassehnova et al.

(Continued)

Primary Examiner — Sheryl Lane

Assistant Examiner — Calvin E Vansant

(74) *Attorney, Agent, or Firm* — Burr & Brown, PLLC

(57) **CLAIM**

The ornamental design for a catalyst carrier for exhaust gas purification, as shown and described.

DESCRIPTION

FIG. 1 is a perspective view of a catalyst carrier for exhaust gas purification illustrating my new design;

FIG. 2 is a front view thereof; the rear view thereof being a mirror image;

FIG. 3 is a top view thereof, the bottom view thereof being a mirror image;

FIG. 4 is a right view thereof, the left view thereof being a mirror image;

FIG. 5 is an enlarged view delimited by the lines labelled 5 in FIG. 2;

FIG. 6 is a middle omitted cross-sectional view taken through line 6-6 of FIG. 5; and,

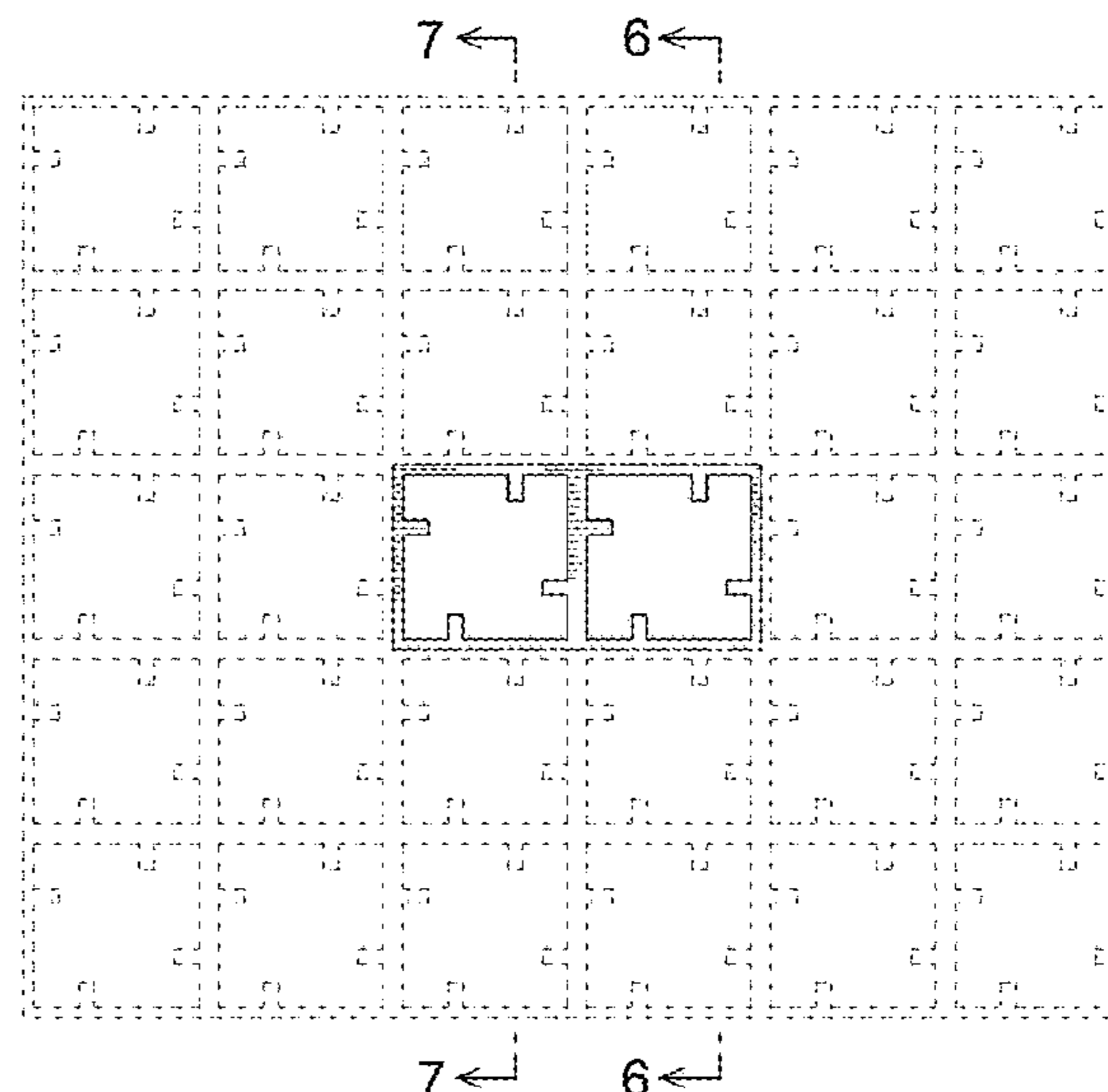
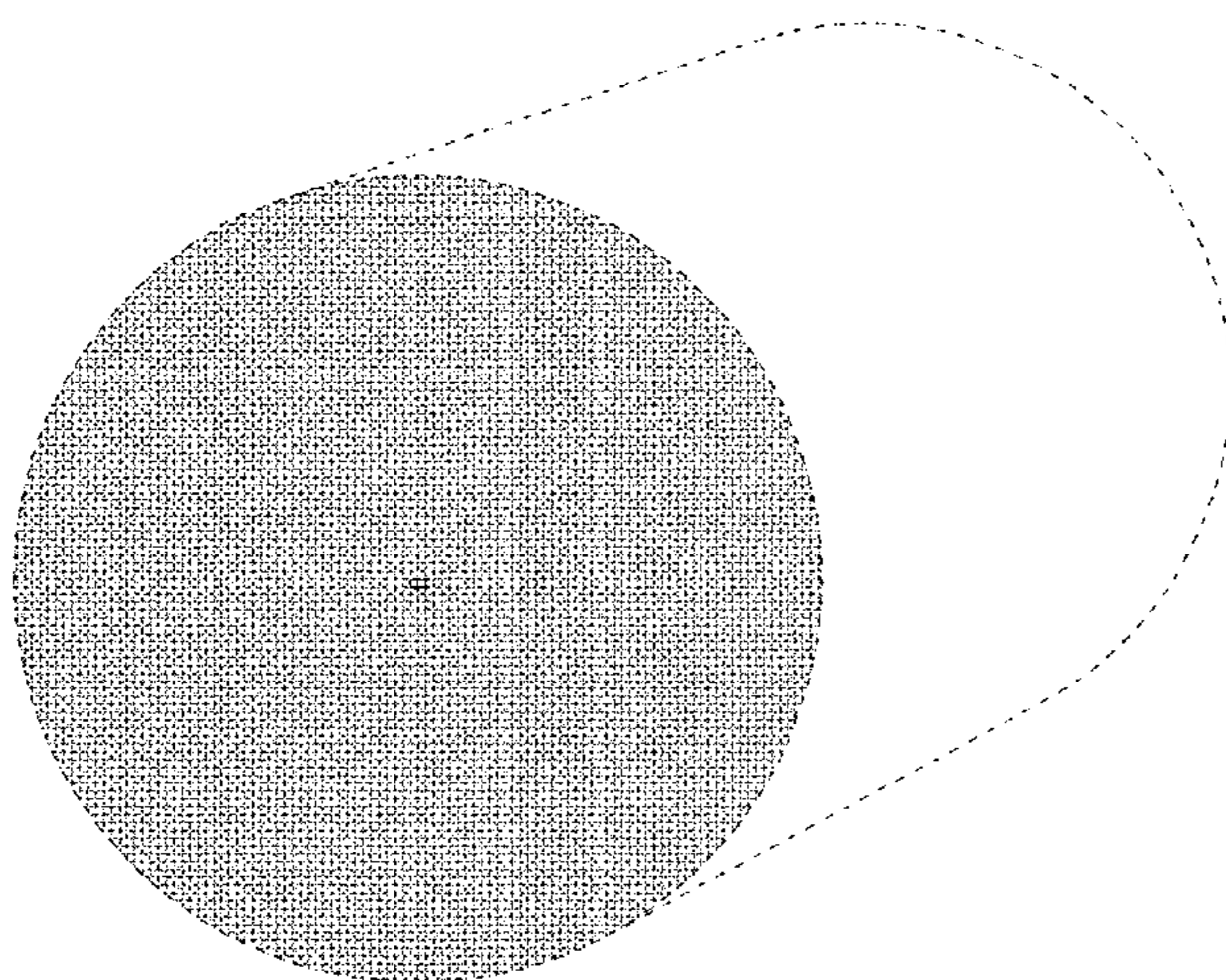
FIG. 7 is a middle omitted cross-sectional view taken through line 7-7 of FIG. 5.

The catalyst carrier is used for removing toxic substances contained in exhaust fumes emitted from automobile engines and the like. The catalyst carrier has fins in each of its cells. The fin is provided in the same sectional shape over the whole length of the cells.

The broken lines in the drawings depict unclaimed subject matter only and form no part of the claimed design.

The chain lines in the drawings depict a boundary between the claimed design and the unclaimed subject matter and form no part of the claimed design.

1 Claim, 7 Drawing Sheets



(56)

References Cited

U.S. PATENT DOCUMENTS

6,343,923	B1 *	2/2002	Cunningham	B28B 3/269 425/190
6,593,261	B2	7/2003	Shinohara et al.	
D612,007	S *	3/2010	Brockdorff	D23/207
D645,116	S *	9/2011	McKean	D23/207
D645,159	S *	9/2011	Loken	D23/209
D645,161	S	9/2011	Loken	
8,091,615	B2 *	1/2012	Houfuku	F28F 1/40 165/133
D697,168	S	1/2014	Rusten et al.	
D749,388	S *	2/2016	Lee	D8/29
2006/0188415	A1	8/2006	Ohno et al.	
2016/0305687	A1	10/2016	Neidenberger et al.	

* cited by examiner

Fig. 1

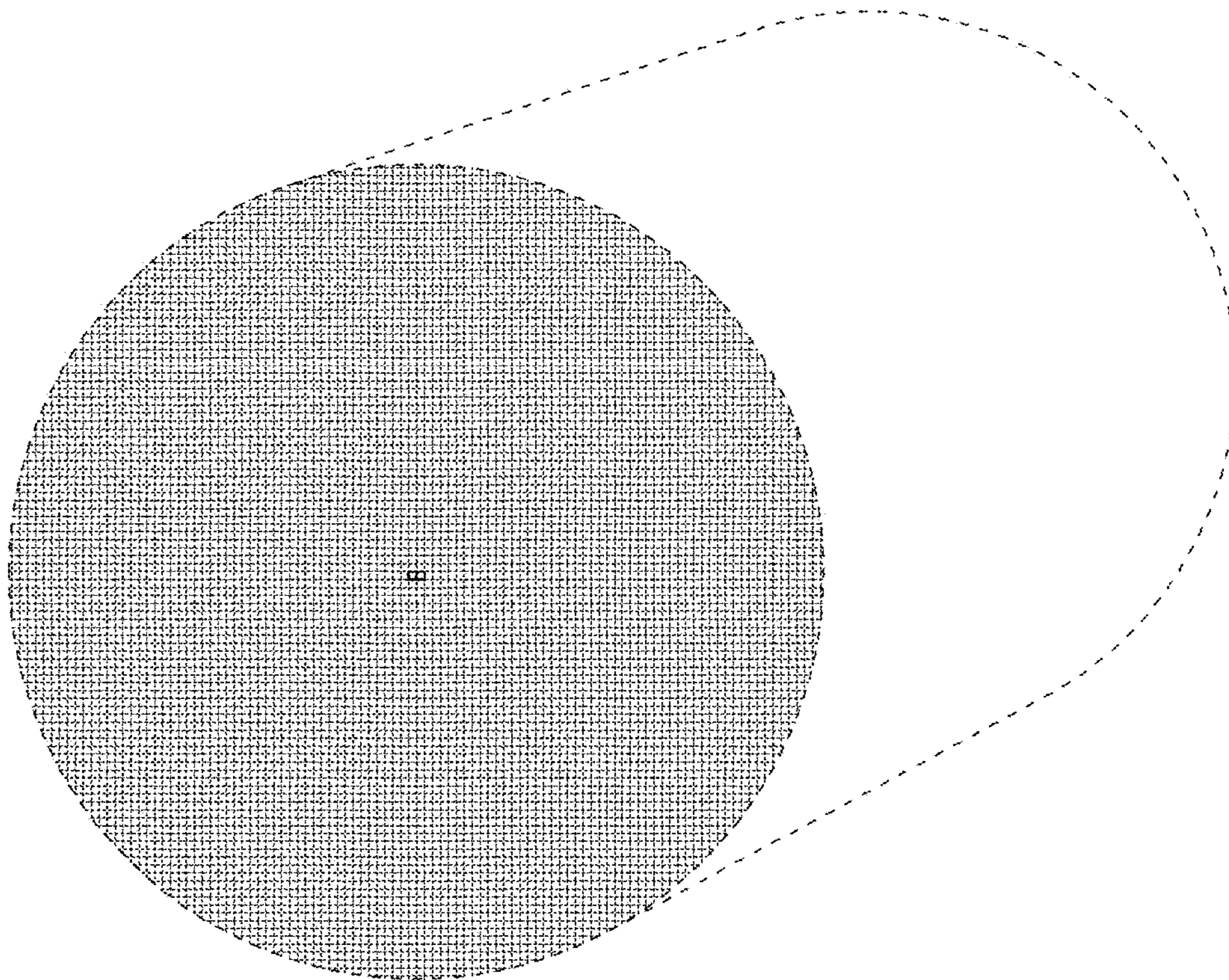


Fig. 2

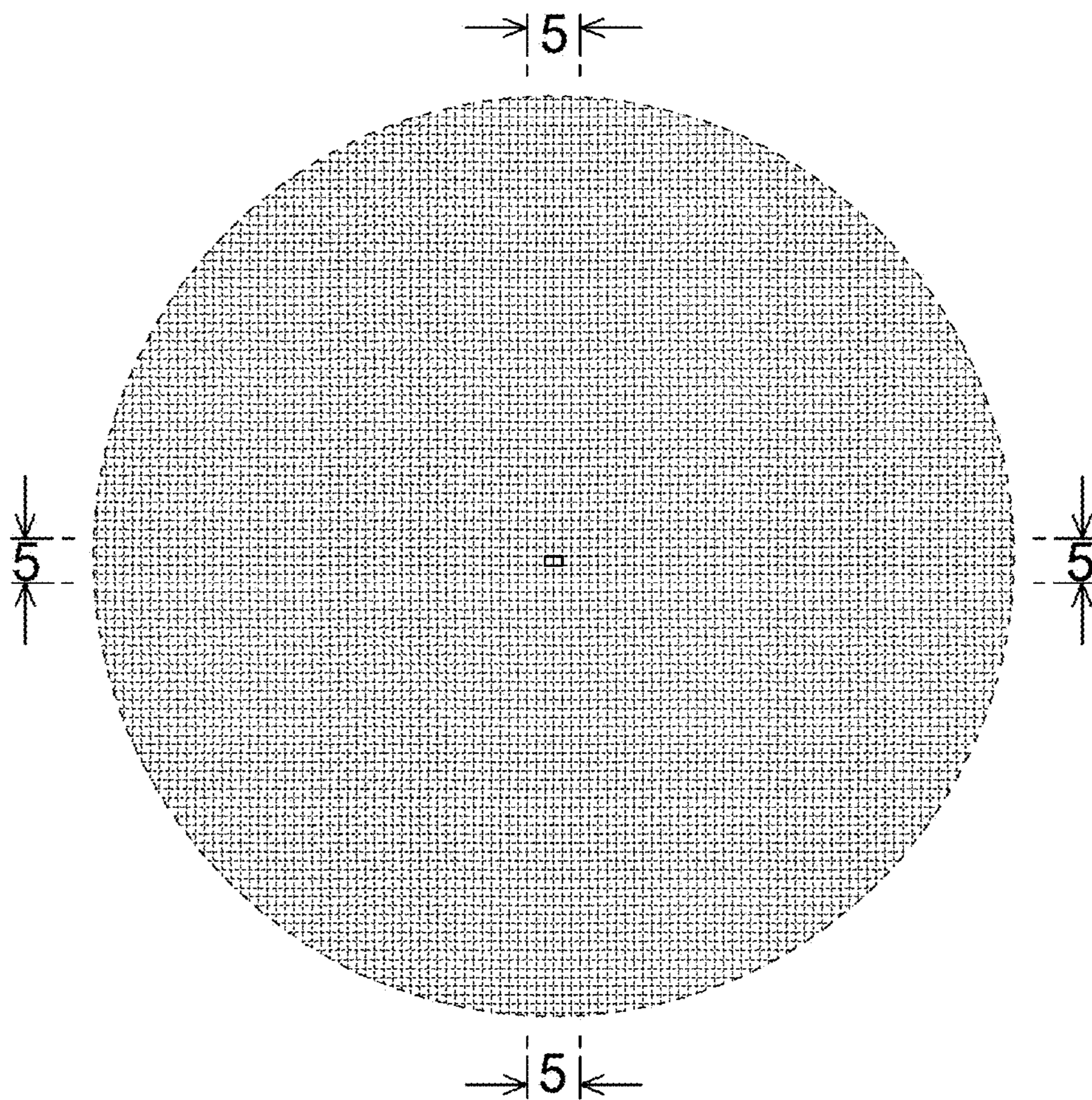


Fig. 3



Fig. 4



Fig. 5

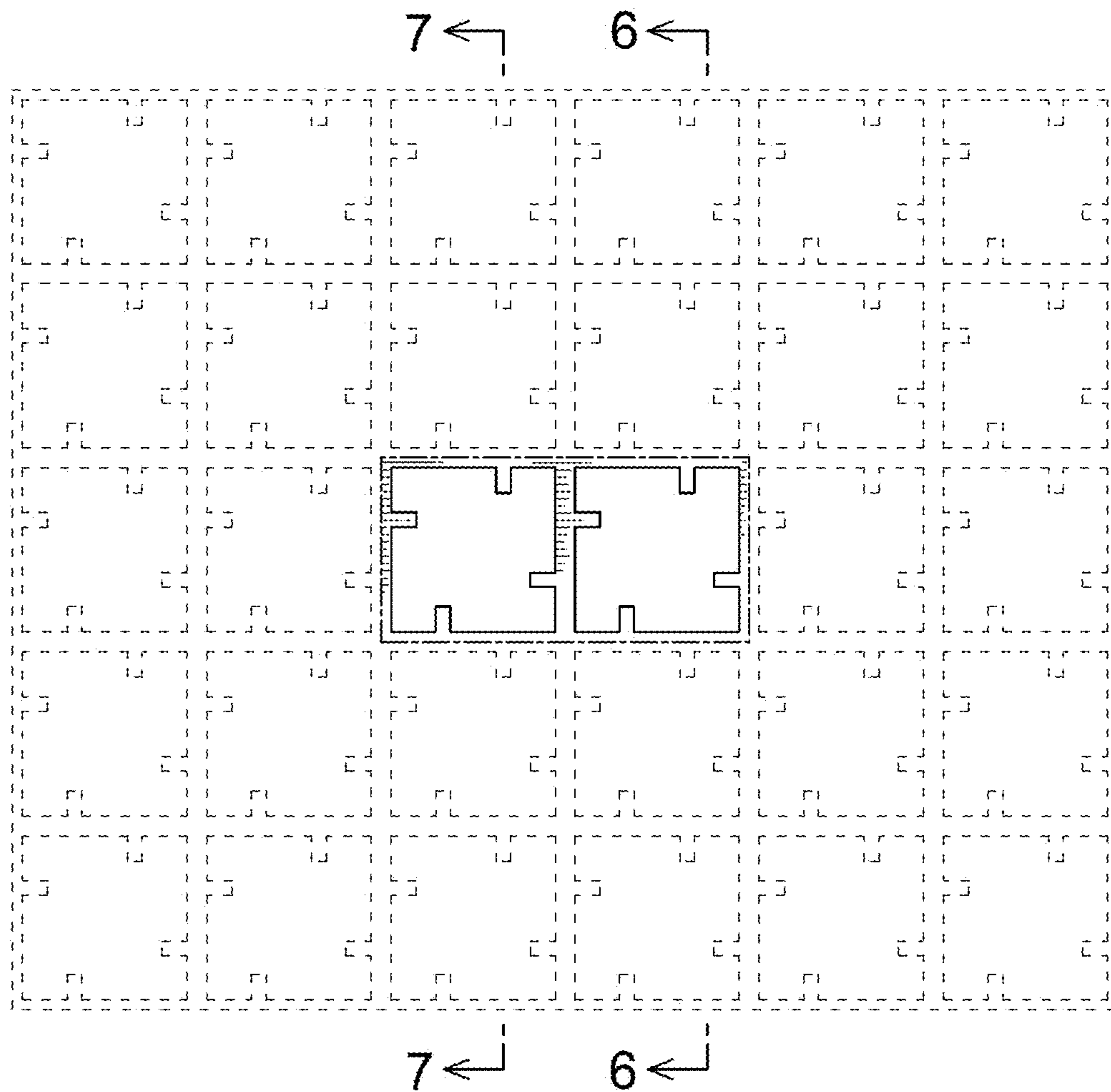


Fig. 6




Fig. 7

