



US00D874602S

(12) **United States Design Patent**  
**Kokoruda et al.**

(10) **Patent No.:** **US D874,602 S**  
(45) **Date of Patent:** **\*\* Feb. 4, 2020**

(54) **PULL-THROUGH APPLICATOR ASSEMBLY FOR A FIREARM**

(71) Applicant: **Michaels Of Oregon Co.**, Overland Park, KS (US)

(72) Inventors: **Laurie A. Kokoruda**, Bonner Springs, KS (US); **Jason L. Slinkard**, Blue Springs, MO (US); **Paul Fischer**, Olathe, KS (US)

(73) Assignee: **MICHAELS OF OREGON CO.**, Overland Park, KS (US)

(\*\*) Term: **15 Years**

(21) Appl. No.: **29/645,858**

(22) Filed: **Apr. 30, 2018**

**Related U.S. Application Data**

(63) Continuation-in-part of application No. 15/946,948, filed on Apr. 6, 2018, now Pat. No. 10,401,116.

(51) **LOC (12) Cl.** ..... **22-01**

(52) **U.S. Cl.**  
USPC ..... **D22/108**

(58) **Field of Classification Search**  
USPC ..... D22/108  
CPC ..... F41A 29/02; B08B 9/0436  
See application file for complete search history.

(56) **References Cited**

**U.S. PATENT DOCUMENTS**

621,857 A	3/1899	Scott
1,164,665 A	12/1915	Reeves
1,172,746 A	2/1916	Silverstein
2,544,847 A	3/1951	Malesky
2,642,602 A	6/1953	Kelly
2,897,525 A	8/1959	Goodwin et al.
3,205,518 A	9/1965	Romaine
3,438,461 A	4/1969	MacPherson

3,708,820 A	1/1973	Schultea	
4,010,565 A	3/1977	DiProspero	
4,399,627 A	8/1983	Malesky et al.	
5,074,074 A	12/1991	Yeadon	
5,171,925 A *	12/1992	Mekler	..... F41A 29/02 15/104.165
5,588,242 A	12/1996	Hughes	
5,972,125 A *	10/1999	Hedge	..... F41A 29/02 134/8
6,088,866 A	7/2000	Hedge	
6,630,034 B1 *	10/2003	Schnell	..... B08B 9/045 134/132
6,889,402 B2	5/2005	Galantai	

(Continued)

**OTHER PUBLICATIONS**

Downloaded from the internet on Mar. 6, 2017 at [http://www.outersguncare.com/products/cleaningkits/pull-thru\\_kits.aspx](http://www.outersguncare.com/products/cleaningkits/pull-thru_kits.aspx). "Disposable Pull Thru Kits" 1 pg.

*Primary Examiner* — Michael A. Pratt

(74) *Attorney, Agent, or Firm* — Walter M. Egbert, III; Gerard M. Donovan; Reed Smith LLP

(57) **CLAIM**

We claim the ornamental design for a pull-through applicator assembly for a firearm, as shown and described.

**DESCRIPTION**

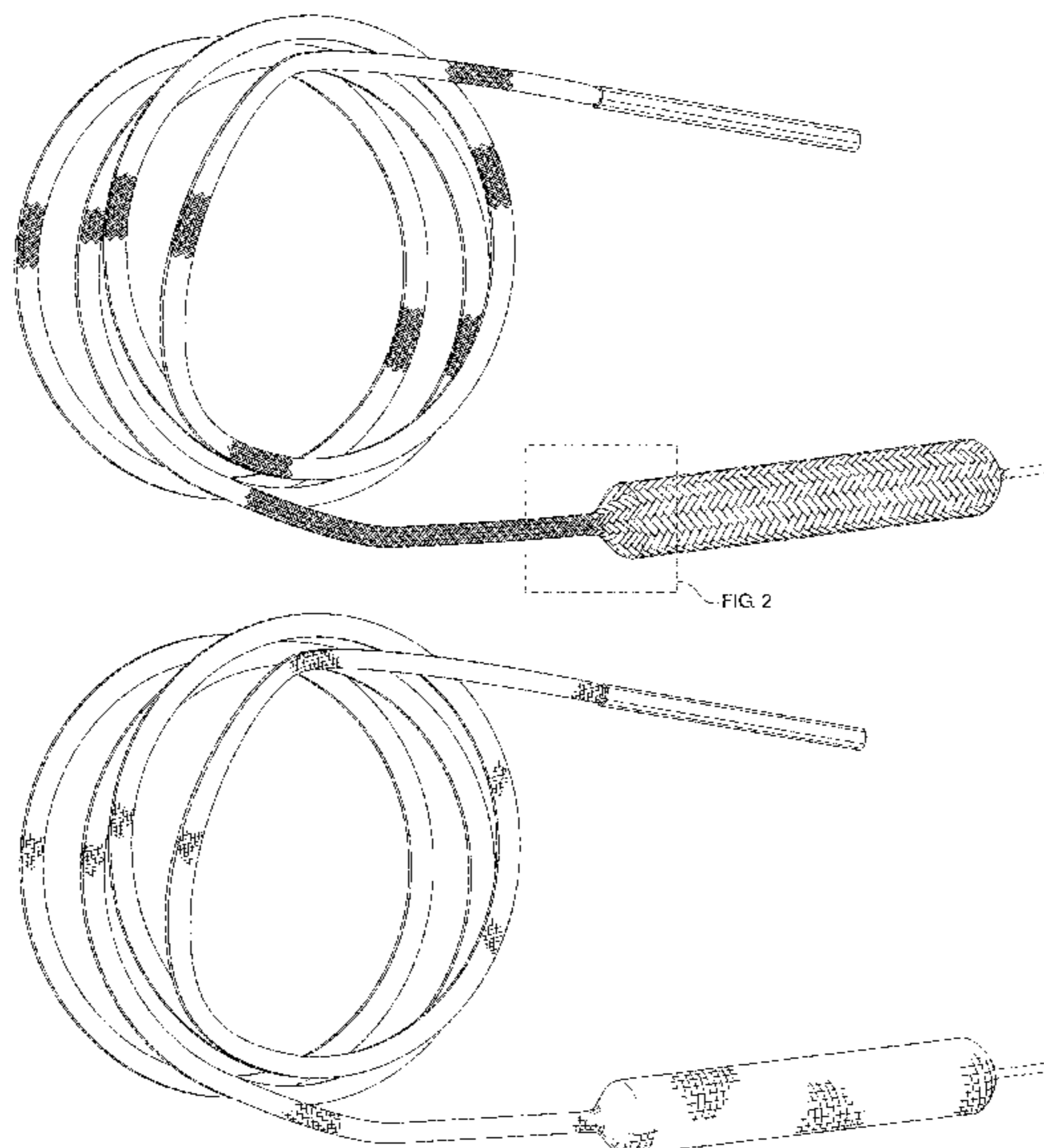
FIG. 1 is a perspective view of a pull-through applicator assembly for a firearm according to an embodiment of the invention.

FIG. 2 is an enlarged, partial view of the pull-through applicator assembly for a firearm of FIG. 1; and,

FIG. 3 is a perspective view of a pull-through applicator assembly for a firearm according to an embodiment of the invention.

The broken lines represent portions of the article that form no part of the claimed design.

**1 Claim, 3 Drawing Sheets**



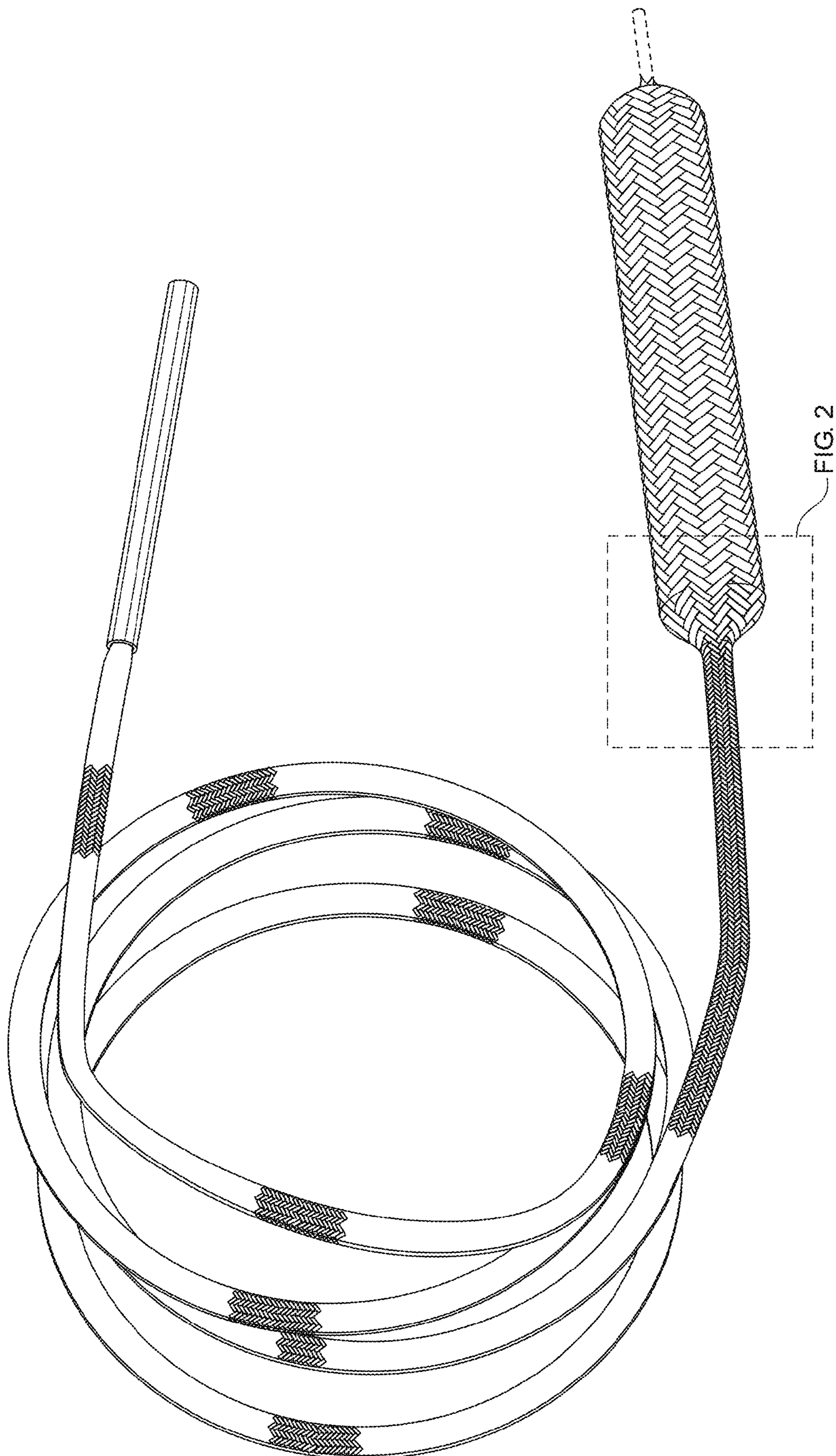
(56)

**References Cited**

U.S. PATENT DOCUMENTS


7,356,961	B2	4/2008	Williams	
7,367,151	B1 *	5/2008	Black .....	F41A 29/00 15/104.05
7,441,363	B1	10/2008	Black et al.	
8,136,438	B2 *	3/2012	Shakespeare .....	A62B 1/16 87/6
8,458,947	B2	6/2013	Iosso et al.	
8,800,191	B2	8/2014	Williams et al.	
8,943,731	B2 *	2/2015	Niebling .....	F41A 29/02 15/104.05
9,095,286	B2	8/2015	Vazales et al.	
9,228,790	B2	1/2016	Stephens et al.	
9,339,349	B2	5/2016	Pisacane	
9,441,903	B2	9/2016	Brooker et al.	
10,401,116	B1 *	9/2019	Kokoruda	
2004/0111948	A1	6/2004	Schnell	
2004/0159331	A1	8/2004	Katsin	
2006/0277811	A1 *	12/2006	Peterson .....	F41A 29/02 42/95
2010/0155270	A1	6/2010	Dewey	
2011/0016649	A1	1/2011	Reggio et al.	
2014/0123530	A1	5/2014	Williams et al.	
2016/0223282	A1	8/2016	Brooker	
2016/0223284	A1 *	8/2016	Brooker .....	F41A 29/02
2017/0146313	A1 *	5/2017	Briody .....	F41A 29/02

\* cited by examiner



**FIG. 1**





**FIG. 2**

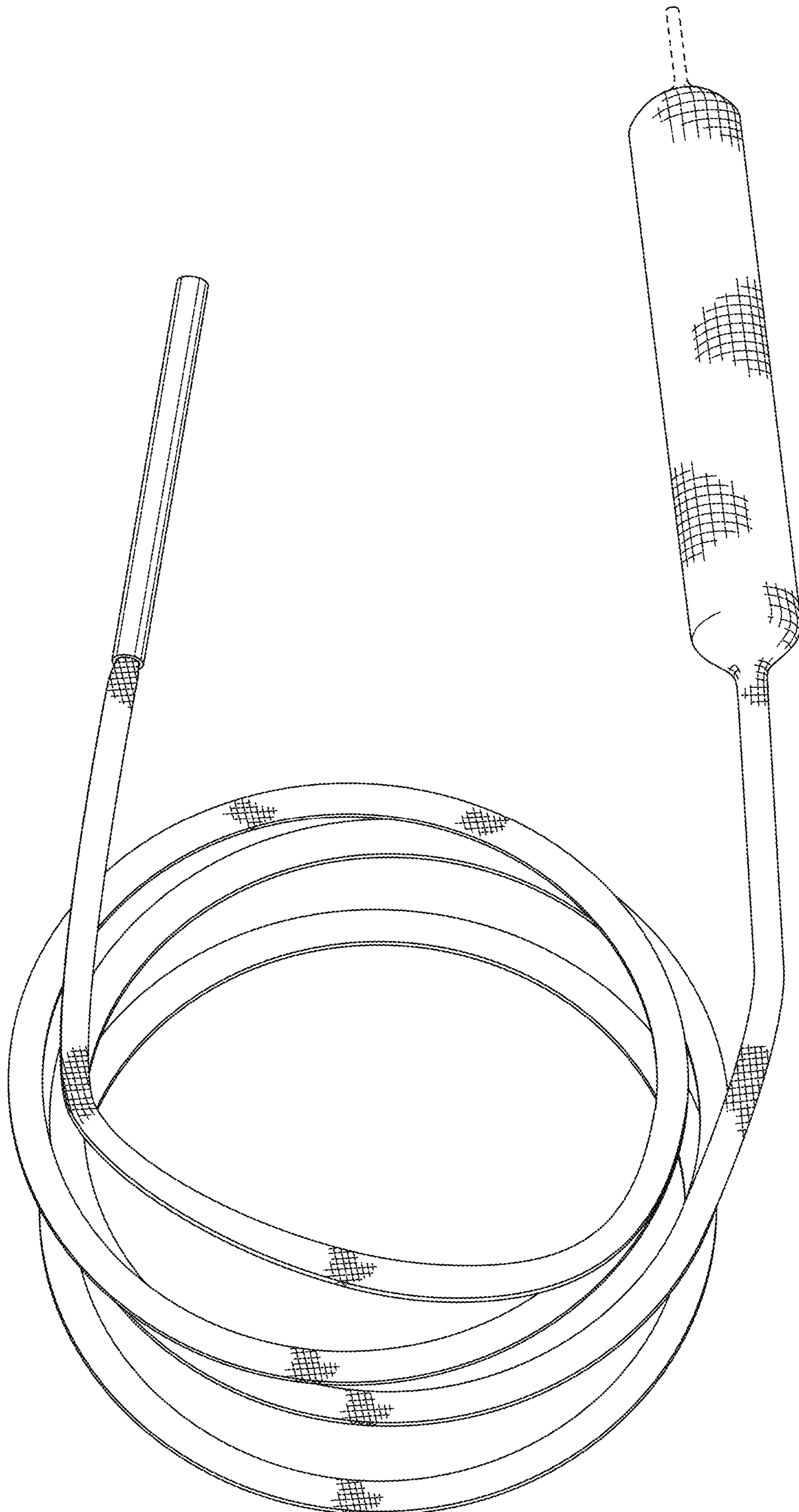


FIG. 3