



US00D874595S

(12) **United States Design Patent**
Mitzev

(10) **Patent No.:** **US D874,595 S**

(45) **Date of Patent:** **** Feb. 4, 2020**

(54) **THREE-SIDED SPORTS BOARD WITH CONVEX EDGES**

D502,240 S * 2/2005 Hendrickson D21/769
D723,125 S * 2/2015 Purdy D21/803
D731,017 S * 6/2015 Rademacher D21/803

(71) Applicant: **Aleksandr Mitzev**, Newport Beach, CA (US)

* cited by examiner

(72) Inventor: **Aleksandr Mitzev**, Newport Beach, CA (US)

Primary Examiner — Zenia I Bennett

(74) *Attorney, Agent, or Firm* — David Duckworth

(**) Term: **15 Years**

(21) Appl. No.: **29/660,485**

(22) Filed: **Aug. 21, 2018**

(51) **LOC (12) Cl.** **21-02**

(52) **U.S. Cl.**
USPC **D21/801**

(58) **Field of Classification Search**
USPC D21/684–685, 760–761, 765–766,
D21/768–777, 778, 803; D12/5, 6, 316
CPC . B63B 35/79; B63B 35/7906; B63B 35/7909;
B63B 35/792; B63B 35/7923; B63B
35/7936; B63B 2035/794; B63B
2035/818

See application file for complete search history.

(56) **References Cited**

U.S. PATENT DOCUMENTS

3,340,554 A * 9/1967 Allender B63B 35/81
441/65
D259,803 S * 7/1981 Coffin D21/770

(57) **CLAIM**

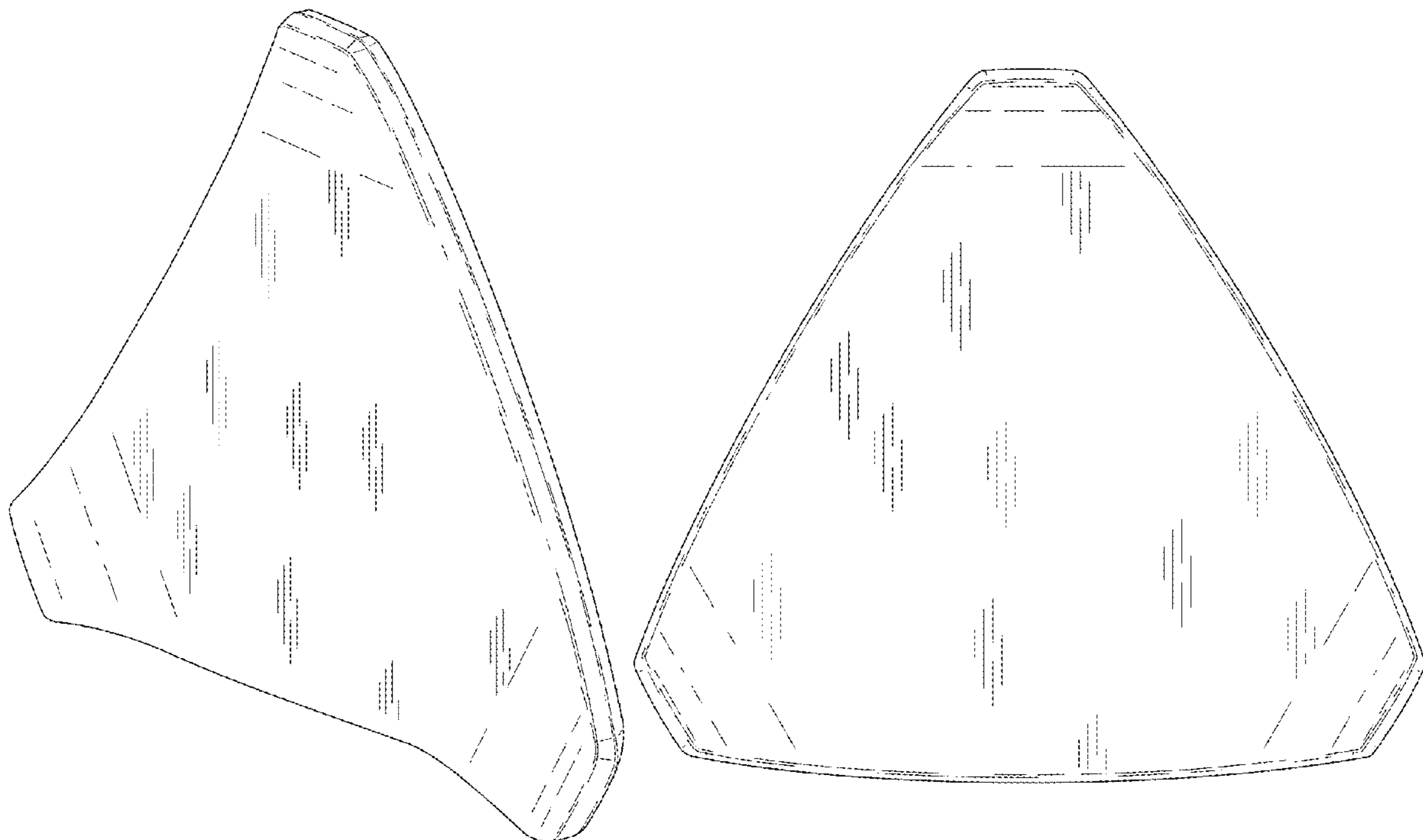
The ornamental design for the three-sided sports board with convex edges, as shown and described.

DESCRIPTION

FIG. 1 is a top perspective view of the sports board of my design;
FIG. 2 is a top plan view thereof;
FIG. 3 is a bottom plan view thereof;
FIG. 4 is a left elevation view thereof;
FIG. 5 is a right elevation view thereof;
FIG. 6 is a front elevation view thereof;
FIG. 7 is a rear elevation view thereof; and,
FIG. 8 is an environmental top perspective view of the sports board.

The broken lines shown in FIG. 8 represent unclaimed subject matter and form no part of the claimed design.

1 Claim, 4 Drawing Sheets



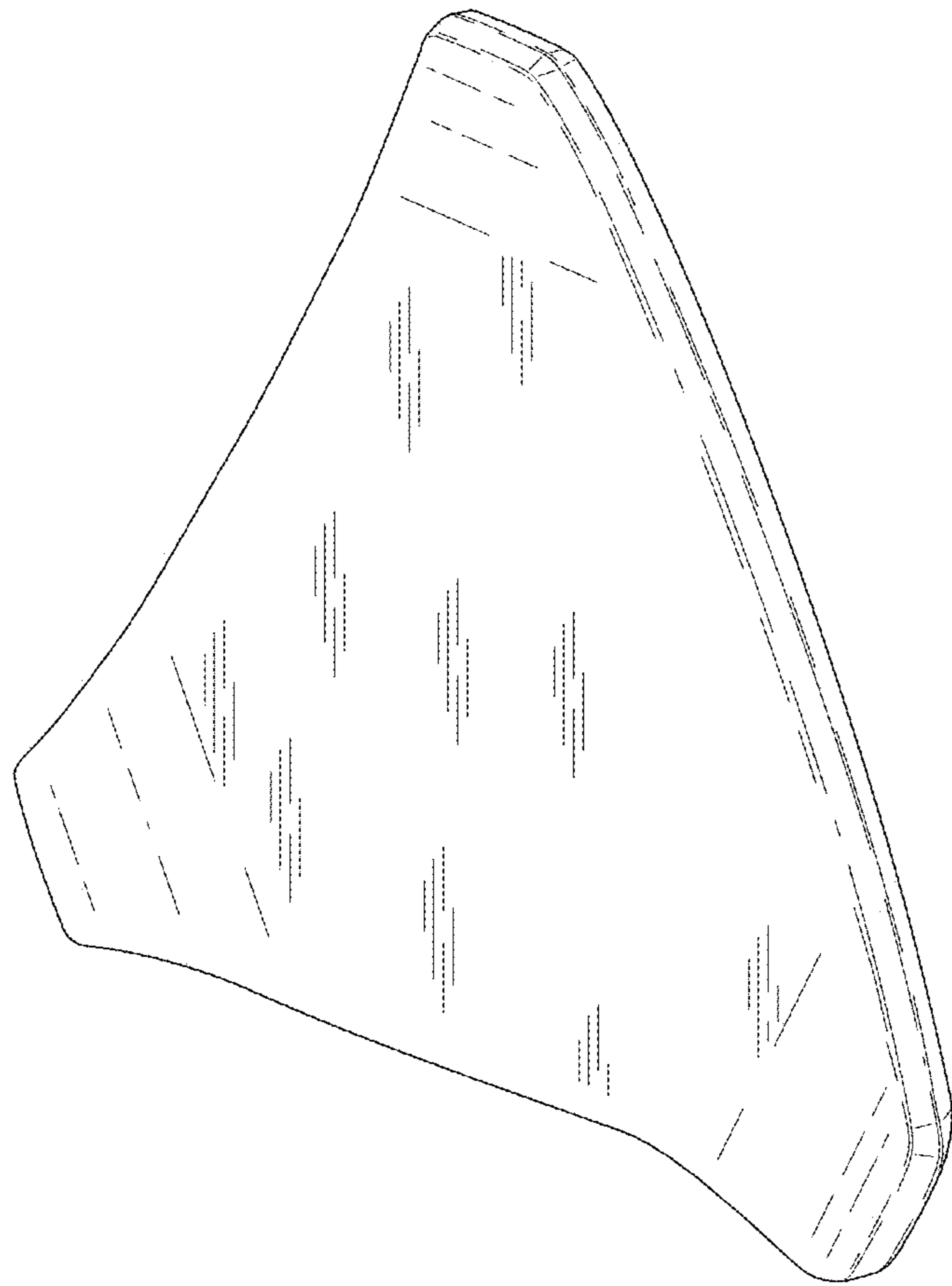


Fig. 1

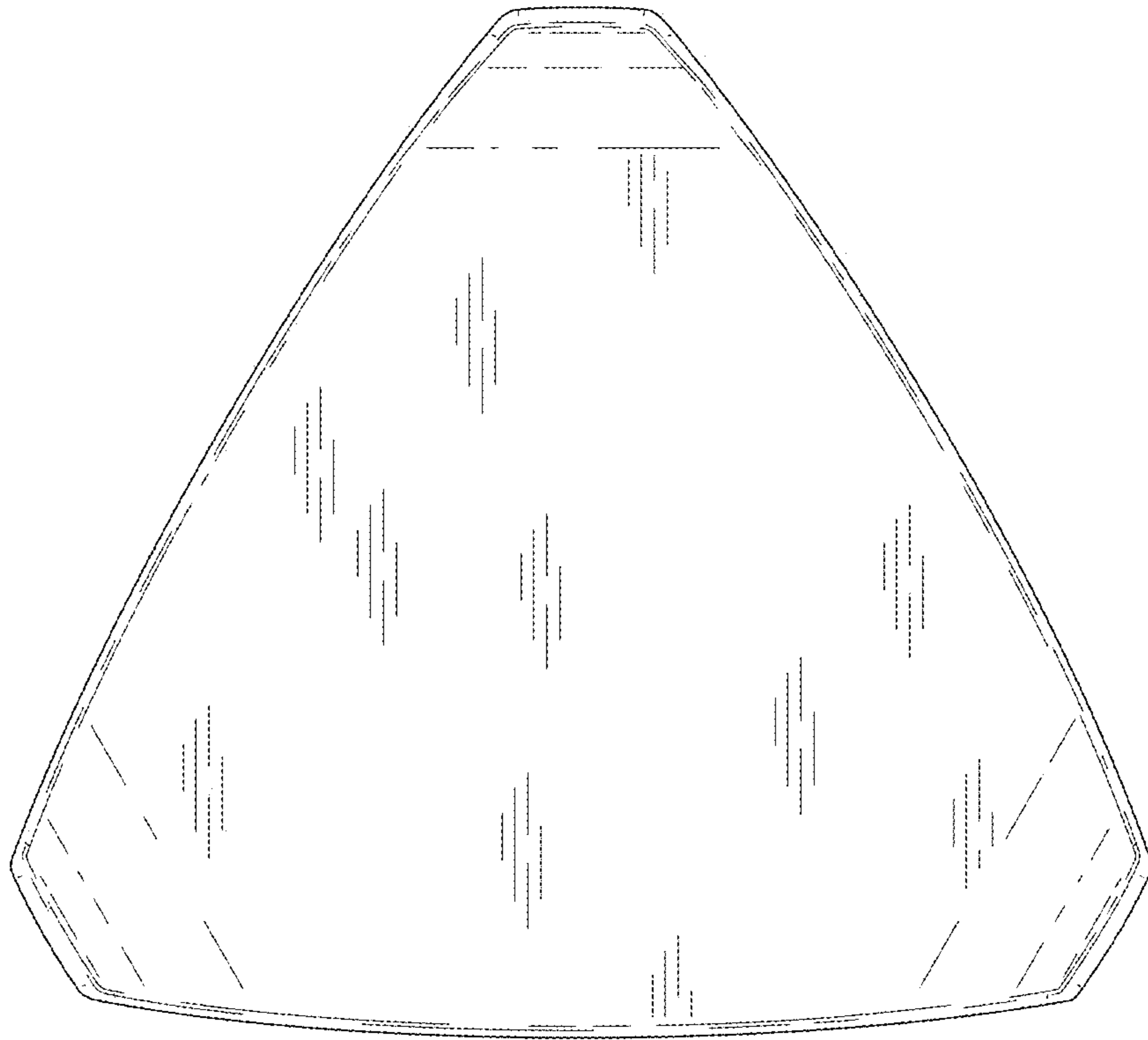


Fig. 2

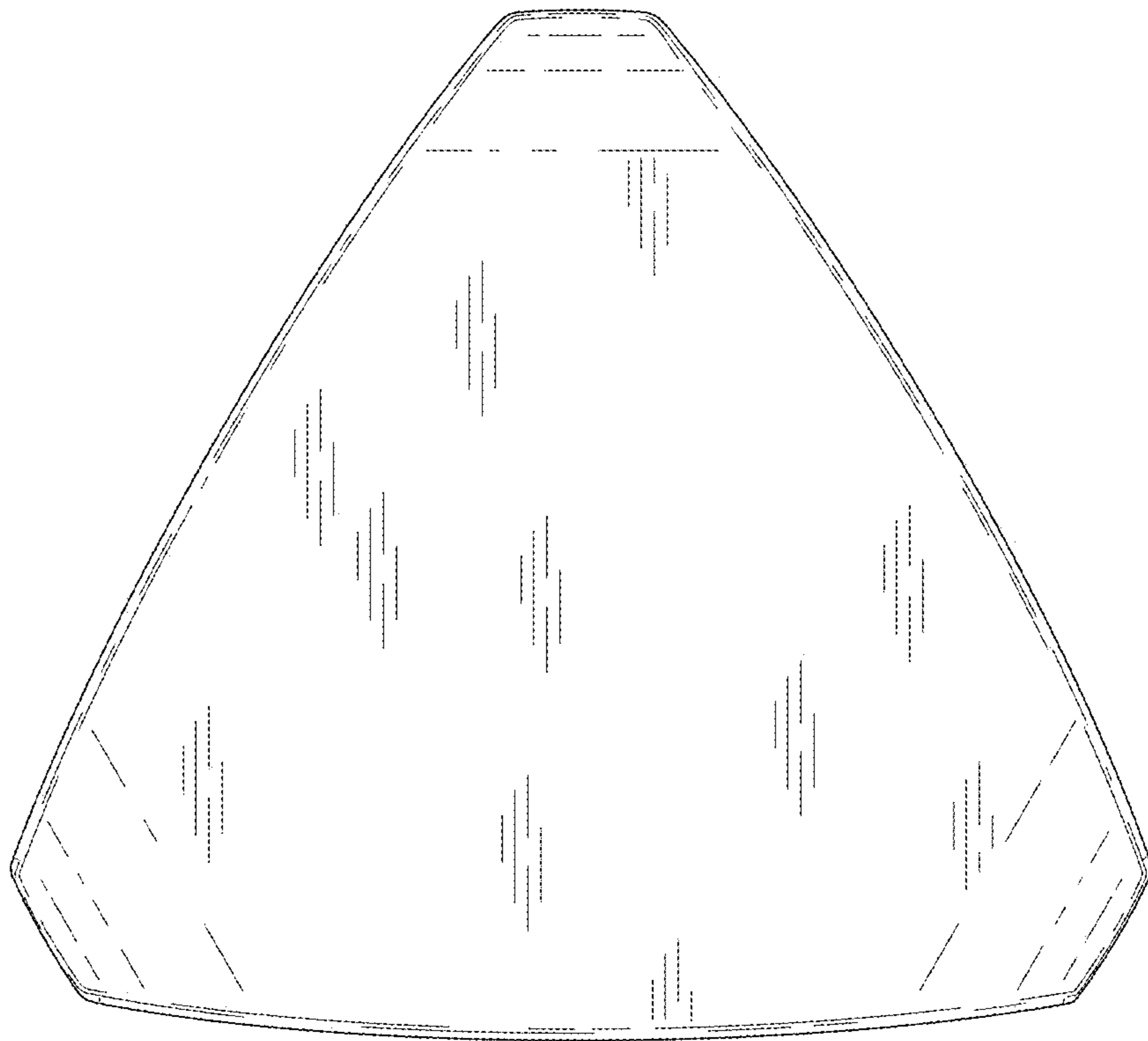


Fig. 3

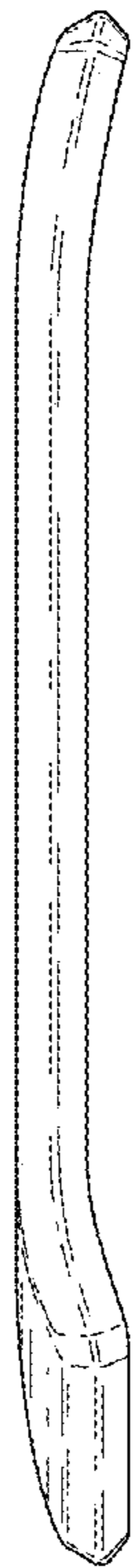


Fig. 4

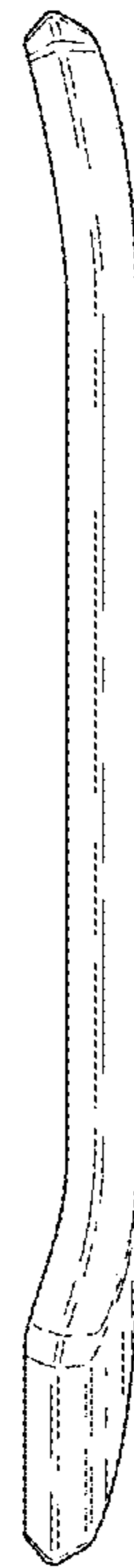


Fig. 5

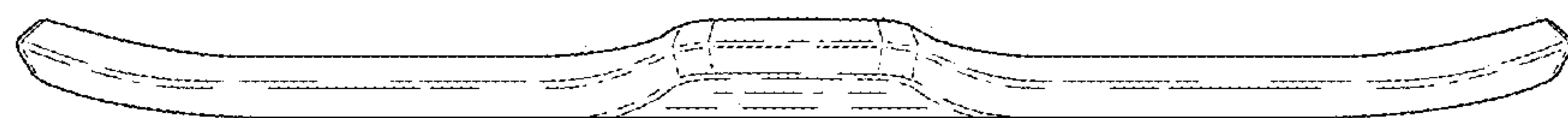


Fig. 6




Fig. 7




Fig. 8