



US00D874501S

(12) **United States Design Patent** (10) **Patent No.:** **US D874,501 S**
Peng (45) **Date of Patent:** **** Feb. 4, 2020**

(54) **DISPLAY PANEL OR PORTION THEREOF WITH A TRANSITIONAL GRAPHICAL USER INTERFACE**

(71) Applicant: **MAGIC LEAP, INC.**, Plantation, FL (US)

(72) Inventor: **Rose Mei Peng**, Sunnyvale, CA (US)

(73) Assignee: **Magic Leap, Inc.**, Plantation, FL (US)

(**) Term: **15 Years**

(21) Appl. No.: **29/657,578**

(22) Filed: **Jul. 24, 2018**

(51) **LOC (12) Cl.** **14-04**

(52) **U.S. Cl.**
USPC **D14/486; D14/488**

(58) **Field of Classification Search**
USPC D14/485–495
CPC ... G06N 20/00; G06T 19/006; G06T 2200/24;
G06F 3/0482; G06F 3/017; G06F 3/011;
G06F 3/012
See application file for complete search history.

(56) **References Cited**

U.S. PATENT DOCUMENTS

D385,868 S *	11/1997	Fumarolo	D14/489
D444,794 S *	7/2001	Nashida	D14/489
D474,196 S *	5/2003	Tyburnski	D14/486
D616,463 S *	5/2010	Barcheck	D14/493
D659,153 S *	5/2012	Thoesson	D14/486
D690,728 S *	10/2013	Brinda	D14/488
D752,619 S *	3/2016	Cho	D14/486
D766,297 S *	9/2016	Kim	D14/486
D768,143 S *	10/2016	Drozd	D14/485
D775,173 S *	12/2016	Kim	D14/486
D800,751 S *	10/2017	Hersh	D14/486
D832,866 S *	11/2018	Gomez-Rosado	D14/485

(Continued)

Primary Examiner — Darlington Ly
Assistant Examiner — Katherine A Holbrow

(74) *Attorney, Agent, or Firm* — Vista IP Law Group LLP

(57) **CLAIM**

The ornamental design for a display panel or portion thereof with a transitional graphical user interface, as shown and described.

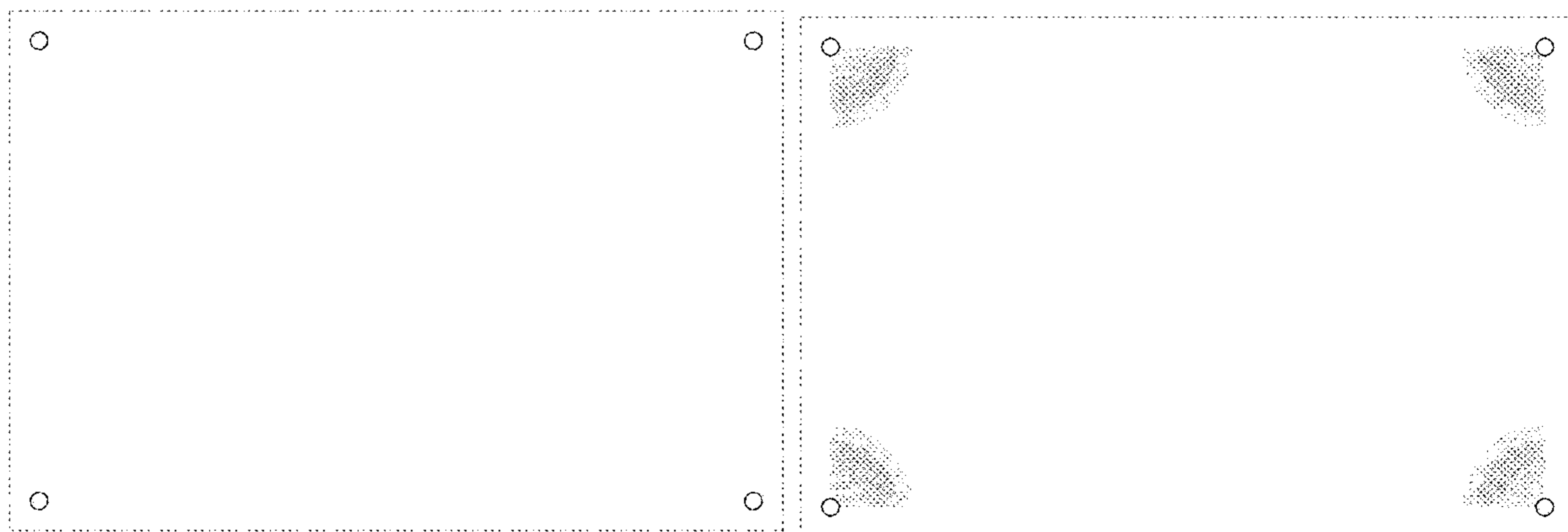
DESCRIPTION

FIG. 1 is a front view of a display panel or portion thereof with a transitional graphical user interface, showing a first image in a sequence for the new design;
FIG. 2 is a second image thereof;
FIG. 3 is a third image thereof;
FIG. 4 is a fourth image thereof;
FIG. 5 is a fifth image thereof;
FIG. 6 is a sixth image thereof;
FIG. 7 is a seventh image thereof;
FIG. 8 is an eighth image thereof;
FIG. 9 is a ninth image thereof;
FIG. 10 is a tenth image thereof;
FIG. 11 is an eleventh image thereof;
FIG. 12 is a twelfth image thereof;
FIG. 13 is a thirteenth image thereof;
FIG. 14 is a fourteenth image thereof;
FIG. 15 is a fifteenth image thereof;
FIG. 16 is a sixteenth image thereof;
FIG. 17 is a seventeenth image thereof;
FIG. 18 is an eighteenth image thereof;
FIG. 19 is a nineteenth image thereof; and,
FIG. 20 is a twentieth image thereof.

The appearance of the transitional image sequentially transitions between the images shown in FIGS. 1-20. The process or period in which one image transitions to another image forms no part of the claimed design.

The broken lines depicting a display panel or portion thereof are included for the purpose of illustrating portions of the article of manufacture and form no part of the claimed design.

1 Claim, 20 Drawing Sheets



(56)

References Cited

U.S. PATENT DOCUMENTS

2011/0202838 A1* 8/2011 Han G06F 3/0346
715/702
2015/0082162 A1* 3/2015 Cho G06F 3/016
715/702
2015/0261362 A1* 9/2015 King G06F 1/1637
345/174

* cited by examiner

FIG. 1




FIG. 2




FIG. 3



FIG. 4




FIG. 5



FIG. 6



FIG. 7



FIG. 8



FIG. 9




FIG. 10




FIG. 11




FIG. 12



FIG. 13



FIG. 14



FIG. 15




FIG. 16



FIG. 17




FIG. 18



FIG. 19




FIG. 20

