



US00D874448S

(12) **United States Design Patent**  
**Forster**

(10) **Patent No.:** **US D874,448 S**

(45) **Date of Patent:** **\*\* Feb. 4, 2020**

(54) **ANTENNA**

(71) Applicant: **AVERY DENNISON RETAIL INFORMATION SERVICES, LLC**,  
Mentor, OH (US)

(72) Inventor: **Ian J. Forster**, Chelmsford (GB)

(73) Assignee: **AVERY DENNISON RETAIL INFORMATION SERVICES LLC**,  
Mentor, OH (US)

(\*\*) Term: **15 Years**

(21) Appl. No.: **29/670,701**

(22) Filed: **Nov. 19, 2018**

(51) **LOC (12) Cl.** ..... **14-03**

(52) **U.S. Cl.**  
USPC ..... **D14/230**

(58) **Field of Classification Search**  
USPC ..... D14/230-238, 203.6, 204, 216, 221,  
D14/238.1, 240, 242, 299, 343, 358, 509;  
D13/182

CPC ..... H01Q 7/00; H01Q 13/10; H01Q 9/285;  
H01Q 19/30; H01Q 19/12; H01Q 1/36;  
H01Q 1/38; H01Q 1/0475; H01Q 1/034;  
H05K 11/00; G05D 1/0234; G06K  
19/07749

See application file for complete search history.

(56) **References Cited**

**U.S. PATENT DOCUMENTS**

D704,171 S \* 5/2014 Forster ..... D14/230  
D709,052 S \* 7/2014 Forster ..... D14/230

D710,835 S \* 8/2014 Forster ..... D14/230  
D713,393 S \* 9/2014 Forster ..... D14/230  
D713,394 S \* 9/2014 Forster ..... D14/230  
D715,780 S \* 10/2014 Forster ..... D14/230  
D715,781 S \* 10/2014 Forster ..... D14/230  
D719,936 S \* 12/2014 Forster ..... D14/230  
D719,937 S \* 12/2014 Forster ..... D14/230  
D720,729 S \* 1/2015 Escaro ..... D14/230  
D775,109 S \* 12/2016 Forster ..... D14/230  
D780,722 S \* 3/2017 Forster ..... D14/230  
D786,222 S \* 5/2017 Forster ..... D14/230  
D799,455 S \* 10/2017 Forster ..... D14/230  
D799,456 S \* 10/2017 Forster ..... D14/230  
D809,488 S \* 2/2018 Forster ..... D14/230  
D812,597 S \* 3/2018 Forster ..... D14/230  
D821,366 S \* 6/2018 Forster ..... D14/230  
D828,340 S \* 9/2018 Forster ..... D14/230  
2017/0344864 A1 \* 11/2017 Forster ..... B32B 5/26

\* cited by examiner

*Primary Examiner* — John Windmuller

(74) *Attorney, Agent, or Firm* — Avery Dennison Retail Information Services LLC

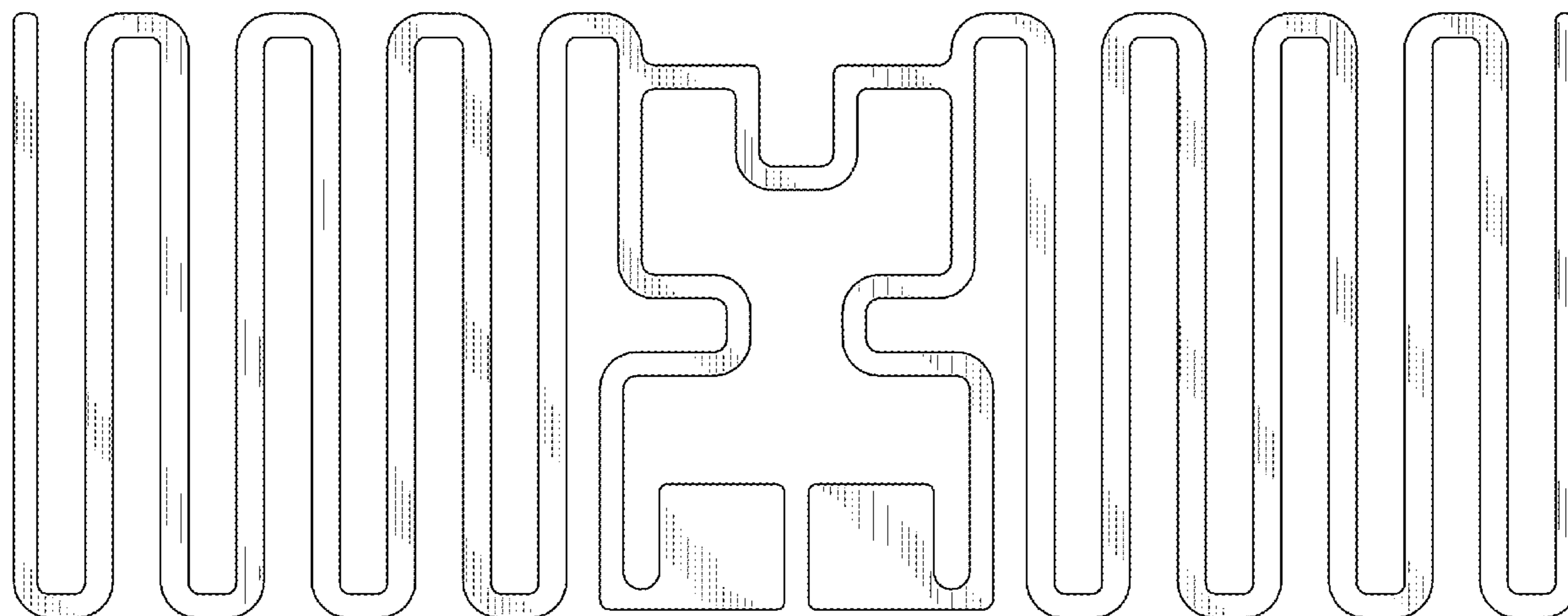
(57) **CLAIM**

The ornamental design for an antenna, as shown and described.

**DESCRIPTION**

FIG. 1 is an isometric view of an antenna, showing my new design; and,  
FIG. 2 is a front view thereof.

**1 Claim, 2 Drawing Sheets**



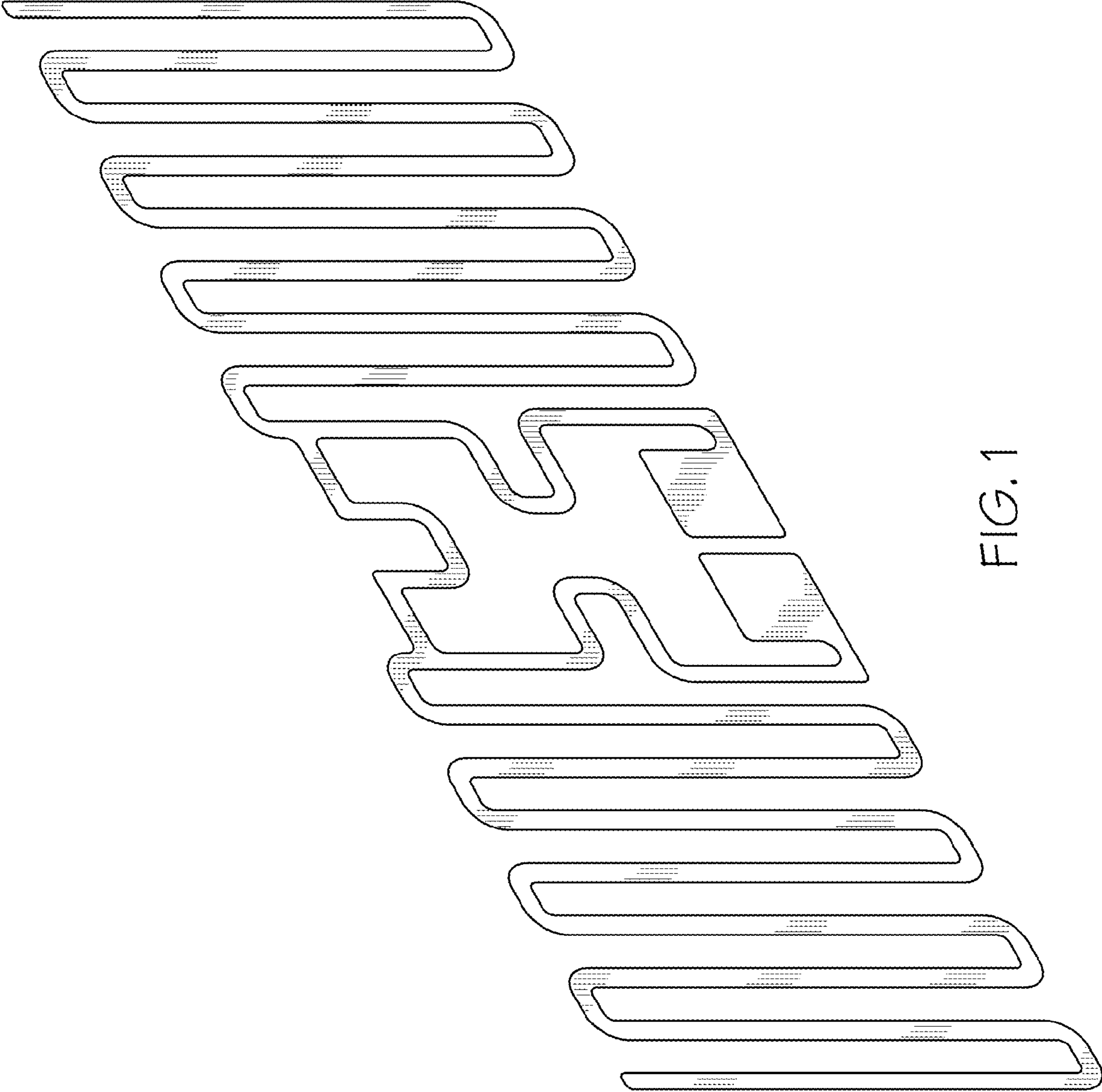


FIG. 1




FIG. 2