



US00D874409S

(12) **United States Design Patent** (10) **Patent No.:** **US D874,409 S**
Fiedler et al. (45) **Date of Patent:** **** Feb. 4, 2020**

(54) **WALL CONTROLLER**

(71) Applicant: **Fibar Group S.A.**, Poznan (PL)

(72) Inventors: **Maciej Fiedler**, Poznan (PL); **Lukasz Gdyk**, Dabrowka (PL)

(73) Assignee: **Fibar Group S.A.** (PL)

(**) Term: **15 Years**

(21) Appl. No.: **29/667,479**

(22) Filed: **Oct. 22, 2018**

Related U.S. Application Data

(62) Division of application No. 29/593,793, filed on Feb. 13, 2017, now Pat. No. Des. 831,588.

(51) **LOC (12) Cl.** **13-03**

(52) **U.S. Cl.**
USPC **D13/162**

(58) **Field of Classification Search**
USPC D13/162, 164, 171, 173, 174
CPC G08C 17/02; H05B 33/0845; H05B 37/02;
H05B 37/0254; H05B 37/0272; H05B
39/02; H05B 39/04; H05B 39/041; H05B
39/044; H05B 39/08; H03K 17/94
See application file for complete search history.

(56) **References Cited**

U.S. PATENT DOCUMENTS

5,036,168 A 7/1991 Kikuchi
D465,460 S 11/2002 Mayo

D518,794 S 4/2006 Hedderich
D537,795 S 3/2007 Chen
D626,518 S 11/2010 Teixeira Pinto Dias
D636,738 S 4/2011 Feldstein
D657,319 S 4/2012 Feldstein
8,149,591 B2 4/2012 Feldstein
D731,985 S 6/2015 Madsen
D792,360 S 7/2017 Wisniewski
D831,588 S * 10/2018 Fiedler D13/164

* cited by examiner

Primary Examiner — Selina Sikder

(74) *Attorney, Agent, or Firm* — McAndrews, Held & Malloy, Ltd.

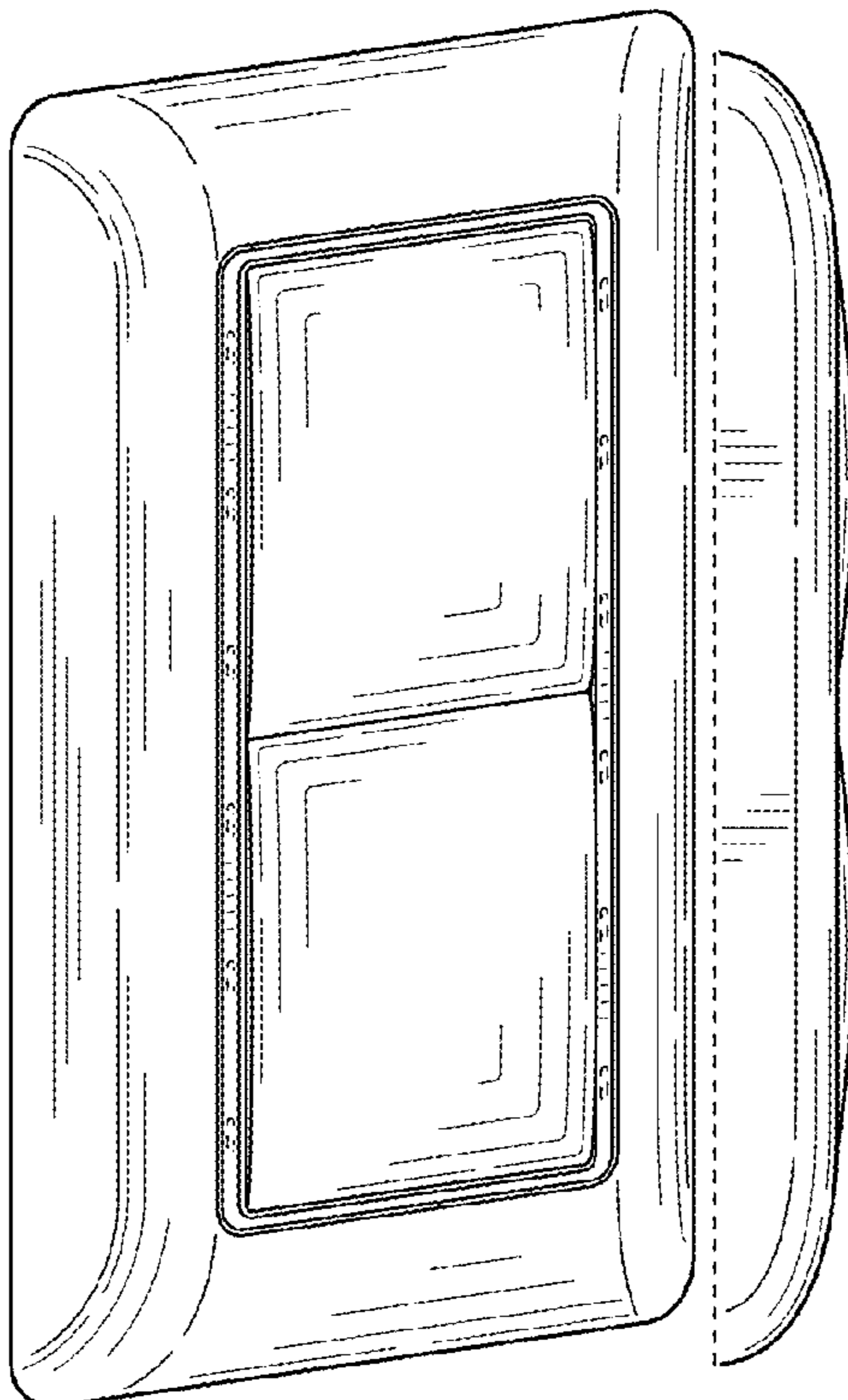
(57) **CLAIM**

The ornamental design for a wall controller, as shown and described.

DESCRIPTION

FIG. 1 is a top front perspective view of an embodiment of a wall controller showing our new design;
FIG. 2 is a front view thereof;
FIG. 3 is a back view thereof;
FIG. 4 is a left side view thereof;
FIG. 5 is a right side view thereof;
FIG. 6 is a top view thereof; and,
FIG. 7 is a bottom view thereof.
The broken lines show portions of the wall controller that form no part of the claimed design.

1 Claim, 2 Drawing Sheets



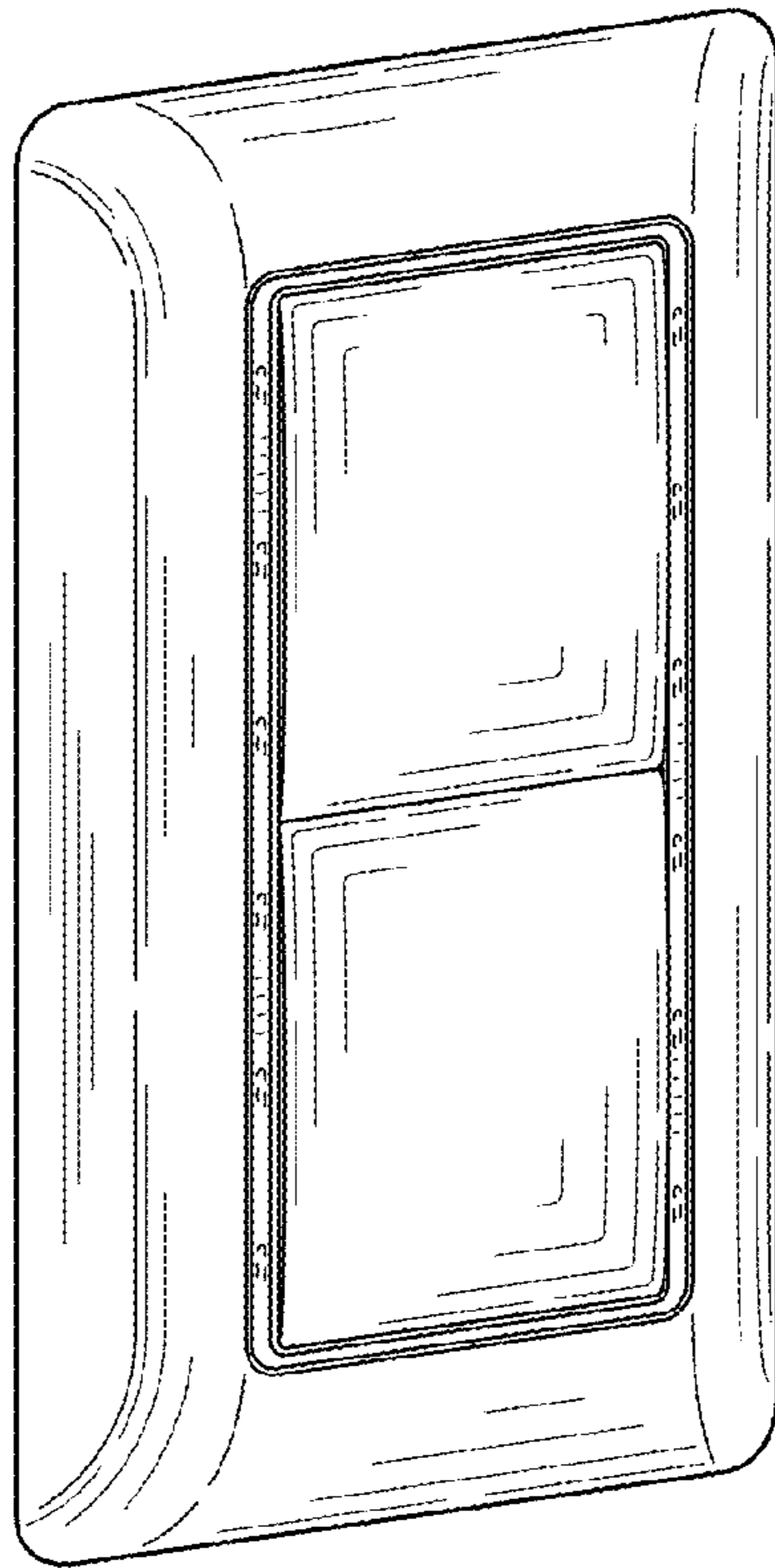


FIG. 1

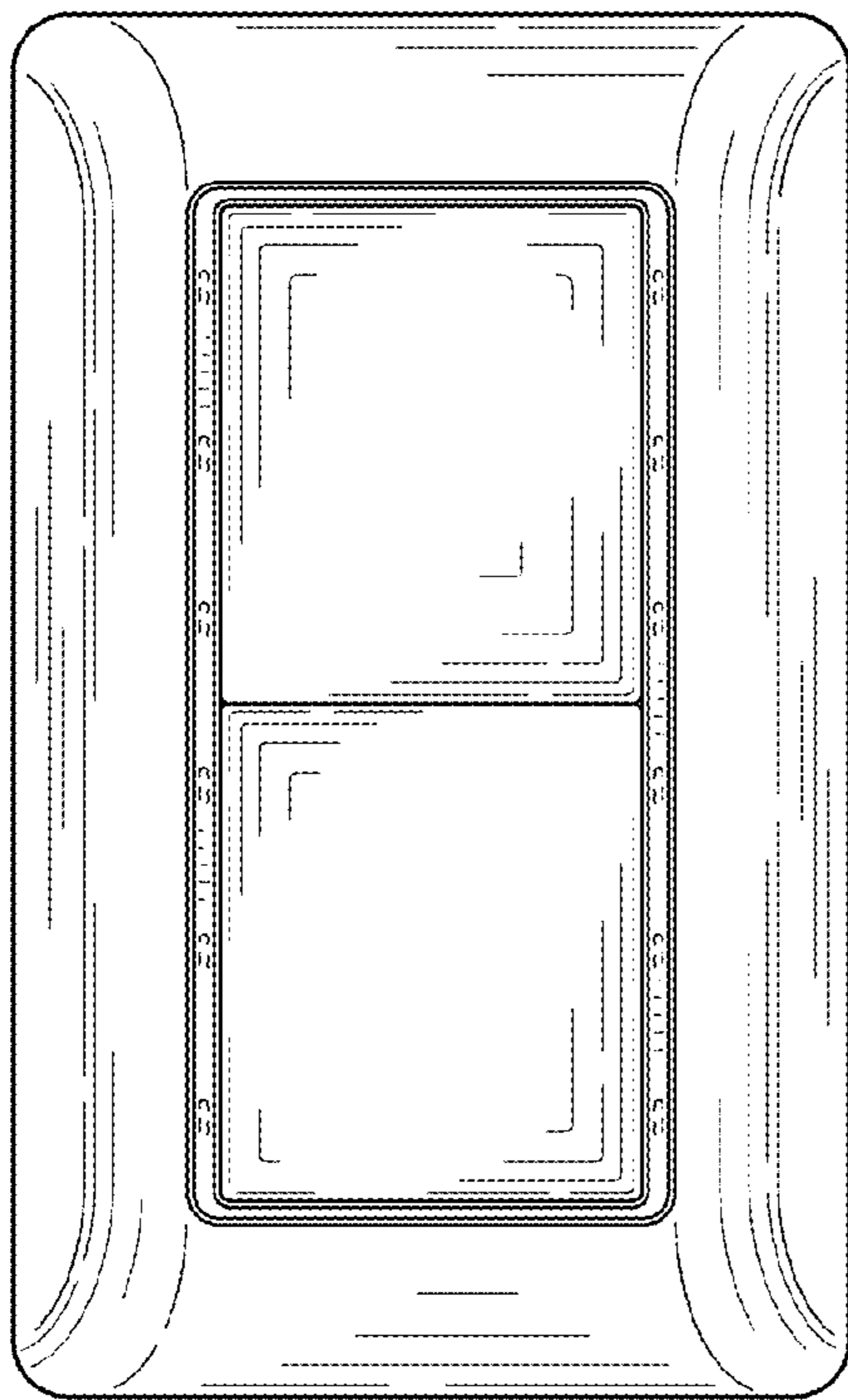


FIG. 2




FIG. 3




FIG. 4




FIG. 5




FIG. 6




FIG. 7