



US00D874408S

(12) **United States Design Patent** (10) **Patent No.:** **US D874,408 S**
Lee (45) **Date of Patent:** **** *Feb. 4, 2020**

(54) **ELECTRONIC OVERLOAD RELAY**

(71) Applicant: **ITS, Ulsan (KR)**

(72) Inventor: **Young-kyu Lee, Ulsan (KR)**

(73) Assignee: **ITS, Ulsan (KR)**

(*) Notice: This patent is subject to a terminal disclaimer.

(**) Term: **15 Years**

(21) Appl. No.: **29/639,273**

(22) Filed: **Mar. 5, 2018**

(30) **Foreign Application Priority Data**

Sep. 5, 2017 (KR) 30-2017-0041348

(51) **LOC (12) Cl.** **13-03**

(52) **U.S. Cl.**
USPC **D13/159**

(58) **Field of Classification Search**
USPC D13/107, 112, 118, 123, 158-162, 173, D13/174, 184, 199
CPC G05B 23/0205; H01H 1/00; H01H 9/00; H01H 9/02; H01H 9/24; H01H 9/26; H01H 11/00; H01H 33/02; H01H 36/00; H01H 47/00; H01H 50/14; H01H 61/00; H01H 71/00; H01H 71/02; H01H 71/10; H01H 71/12; H01H 71/16; H01H 73/30; H01H 83/00; H02H 3/02; H02H 3/093; H02H 7/08; H05K 7/02
See application file for complete search history.

(56) **References Cited**

U.S. PATENT DOCUMENTS

- 5,606,299 A * 2/1997 Innes H01H 50/021 335/132
- D406,105 S * 2/1999 Gonser D13/159
- 7,012,493 B1 * 3/2006 Marks H01H 71/126 335/167
- D521,597 S * 5/2006 Nimberger D23/233

- D608,296 S * 1/2010 Shin D13/159
- D640,989 S * 7/2011 Detemple D13/159
- D641,326 S * 7/2011 Detemple D13/159
- D689,984 S * 9/2013 Miyazoe D23/233

(Continued)

FOREIGN PATENT DOCUMENTS

KR 100370106 * 2/2003 H01H 50/14

OTHER PUBLICATIONS

Flowcontrolnetwork.com: What a pump's motor protection really is trying to say, dated Jun. 13, 2017, [online], [site visited Nov. 8, 2018]. Available from Internet, <URL: https://www.flowcontrolnetwork.com/what-a-pumps-motor-protection-relay-is-trying-to-say/> (Year: 2017).*

(Continued)

Primary Examiner — Angela J Lee
Assistant Examiner — Shawn T Gingrich
(74) *Attorney, Agent, or Firm* — Dennemeyer & Associates, LLC

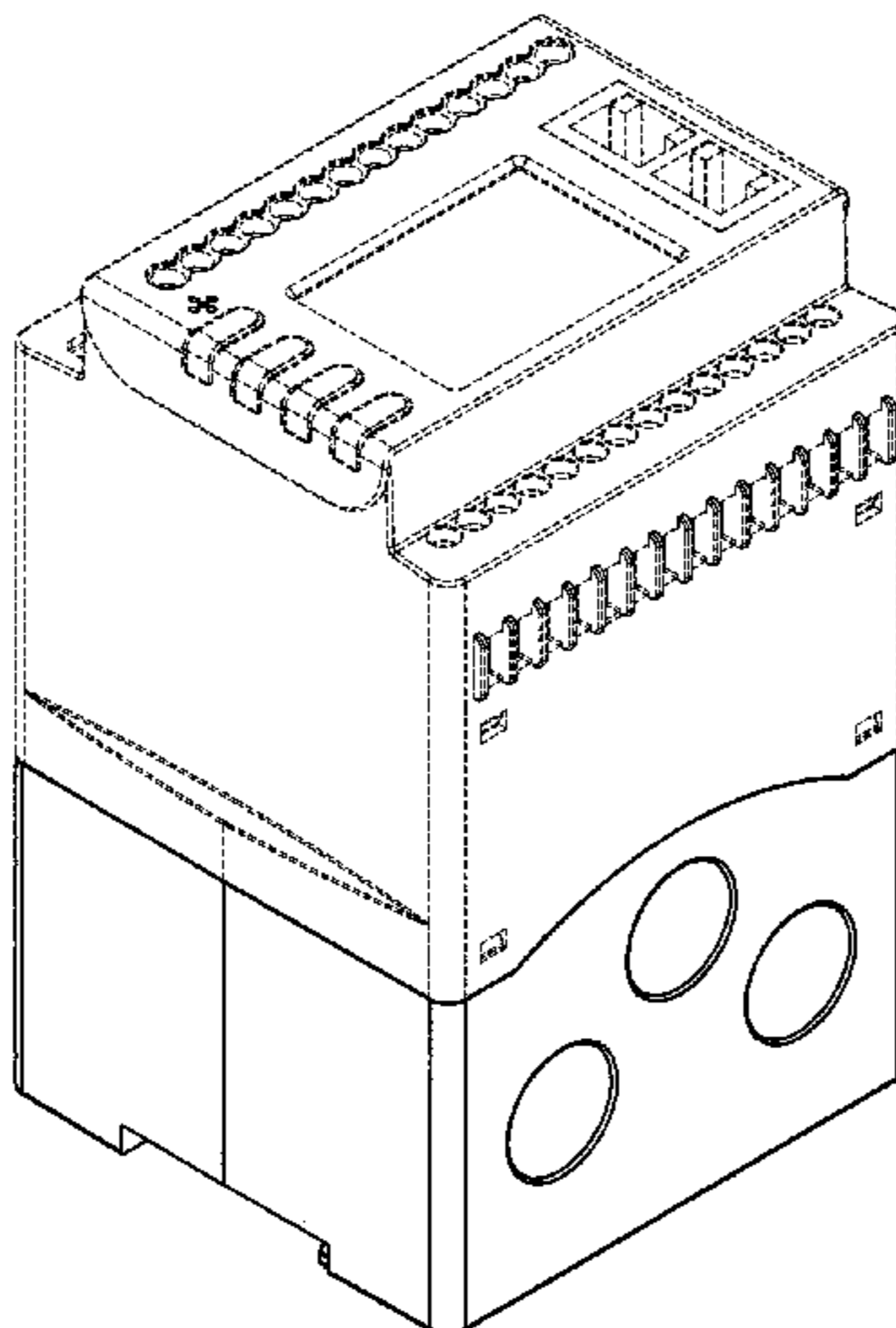
(57) **CLAIM**

The ornamental design for electronic overload relay, as shown and described.

DESCRIPTION

FIG. 1 is a perspective view of the electronic overload relay in accordance with the present invention; FIG. 2 is a front elevational view thereof; FIG. 3 is a rear elevational view thereof; FIG. 4 is a left side elevational view thereof; FIG. 5 is a right side elevational view thereof; FIG. 6 is a top plan view thereof; and, FIG. 7 is a bottom plan view thereof. The broken line portion of the figure drawings is included to show portions of the electronic overload relay that form no part of the claimed design.

1 Claim, 7 Drawing Sheets



(56)

References Cited

U.S. PATENT DOCUMENTS

D690,392 S * 9/2013 Miyazoe D23/233
D719,105 S * 12/2014 Shin D13/159
D750,023 S * 2/2016 Sasano D13/146

OTHER PUBLICATIONS

mPro-200 Eletronic Motor Protection Relay, dated Feb. 29, 2016, [online], [site visited Nov. 8, 2018]. Available from Internet, <URL: <https://cselectric.co.in/wp-content/uploads/2016/05/mPro-200-Catalogue.pdf>> (Year: 2016).*

* cited by examiner

Fig. 1

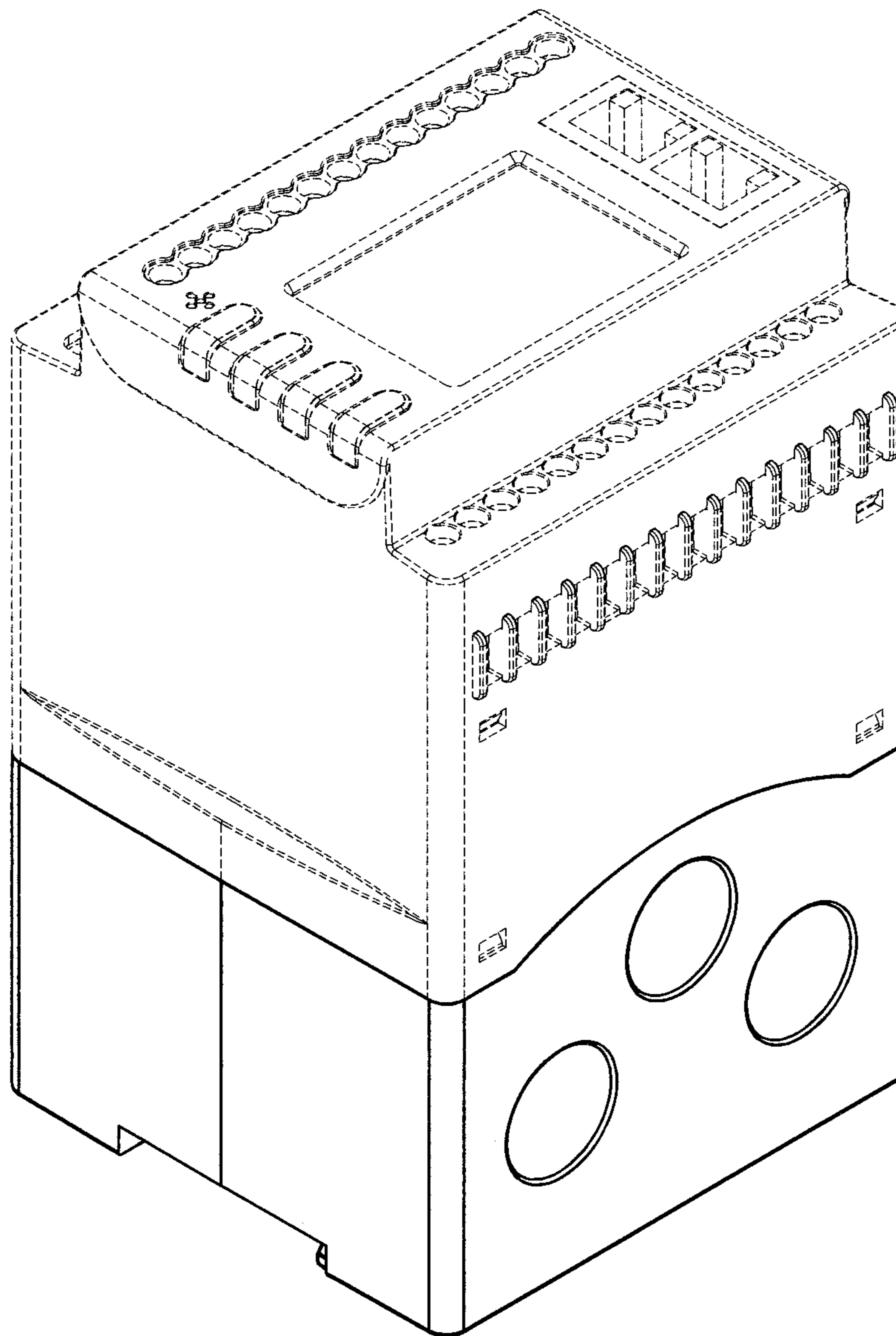


Fig. 2

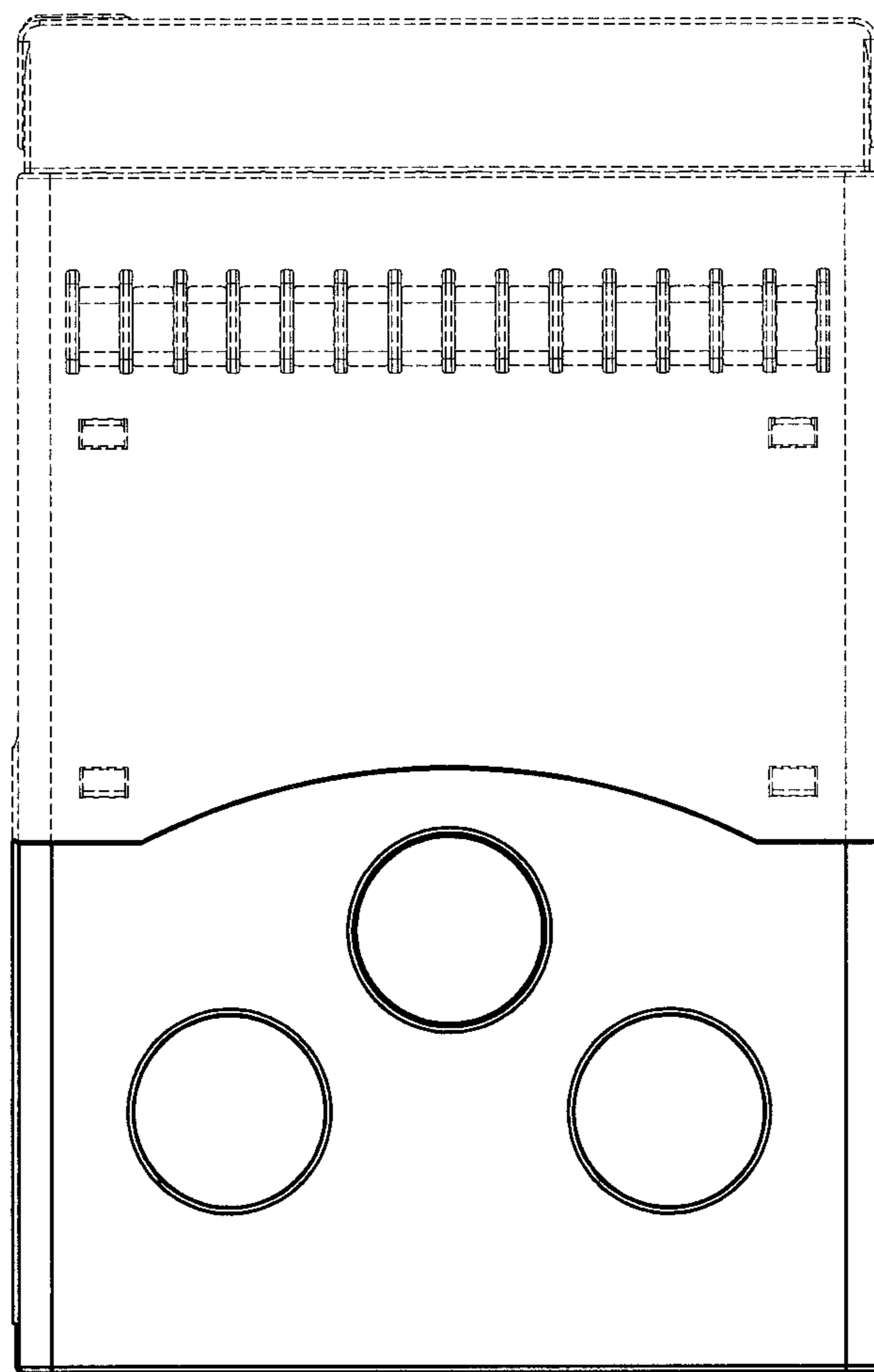


Fig. 3

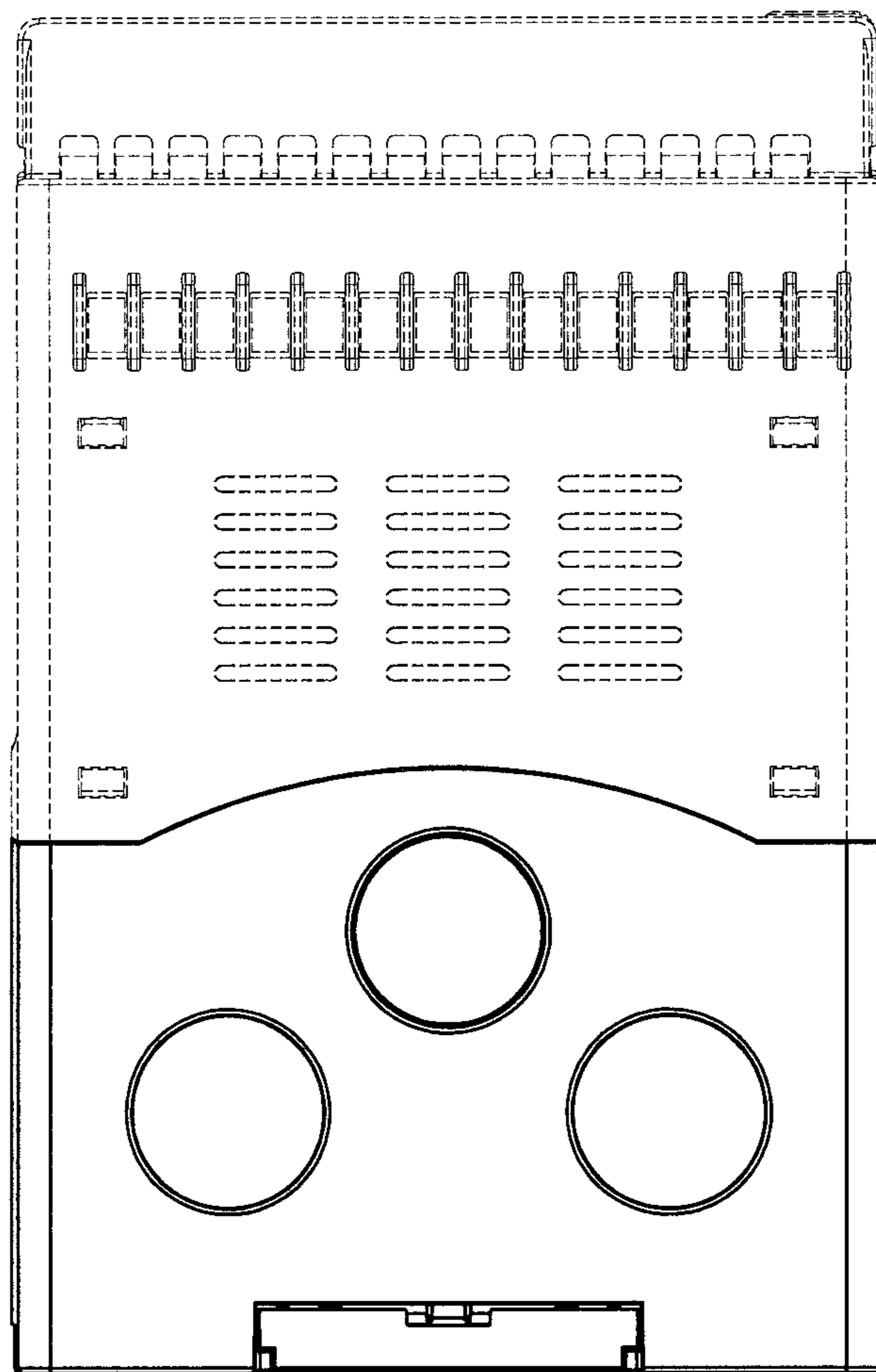


Fig. 4

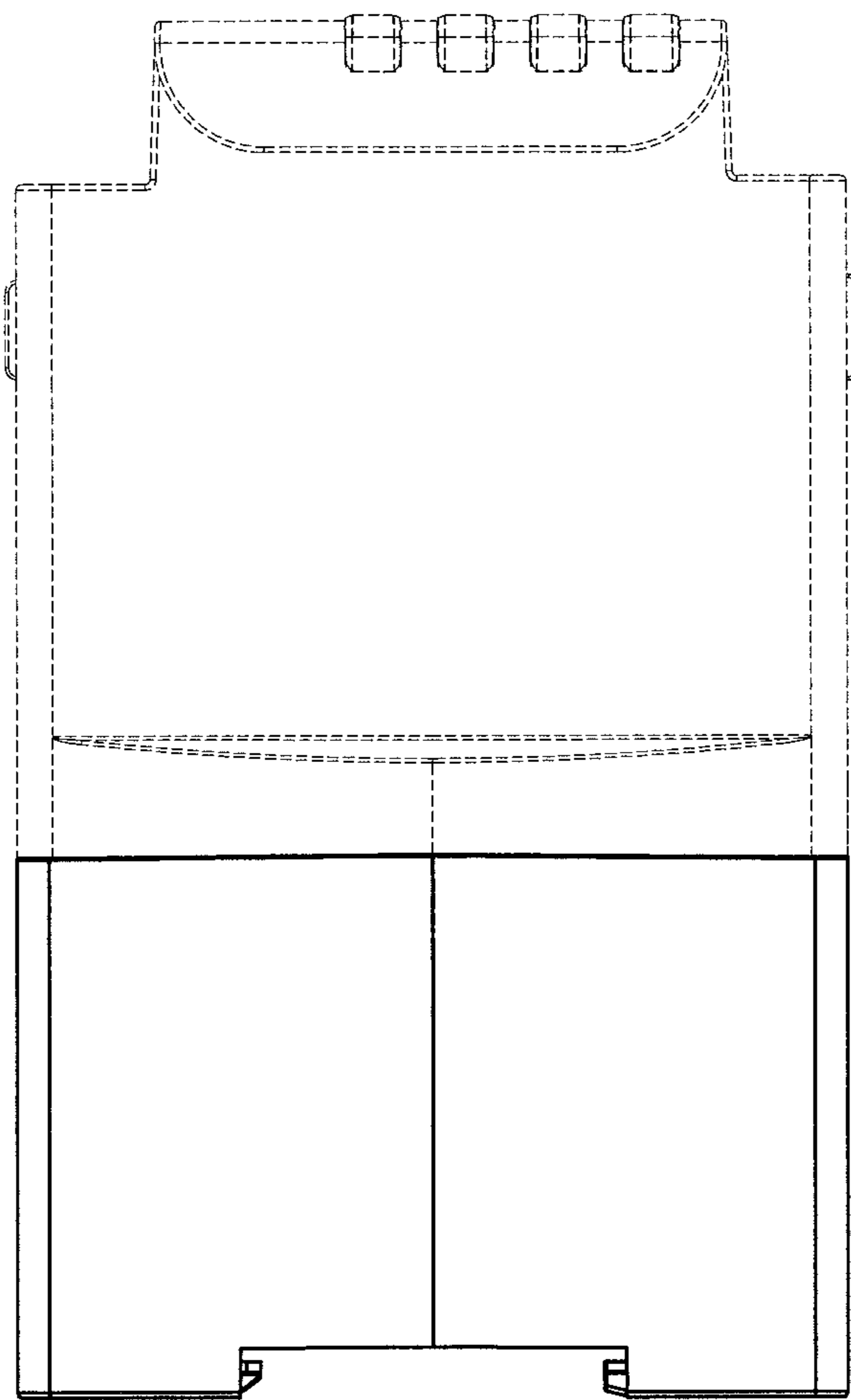


Fig. 5

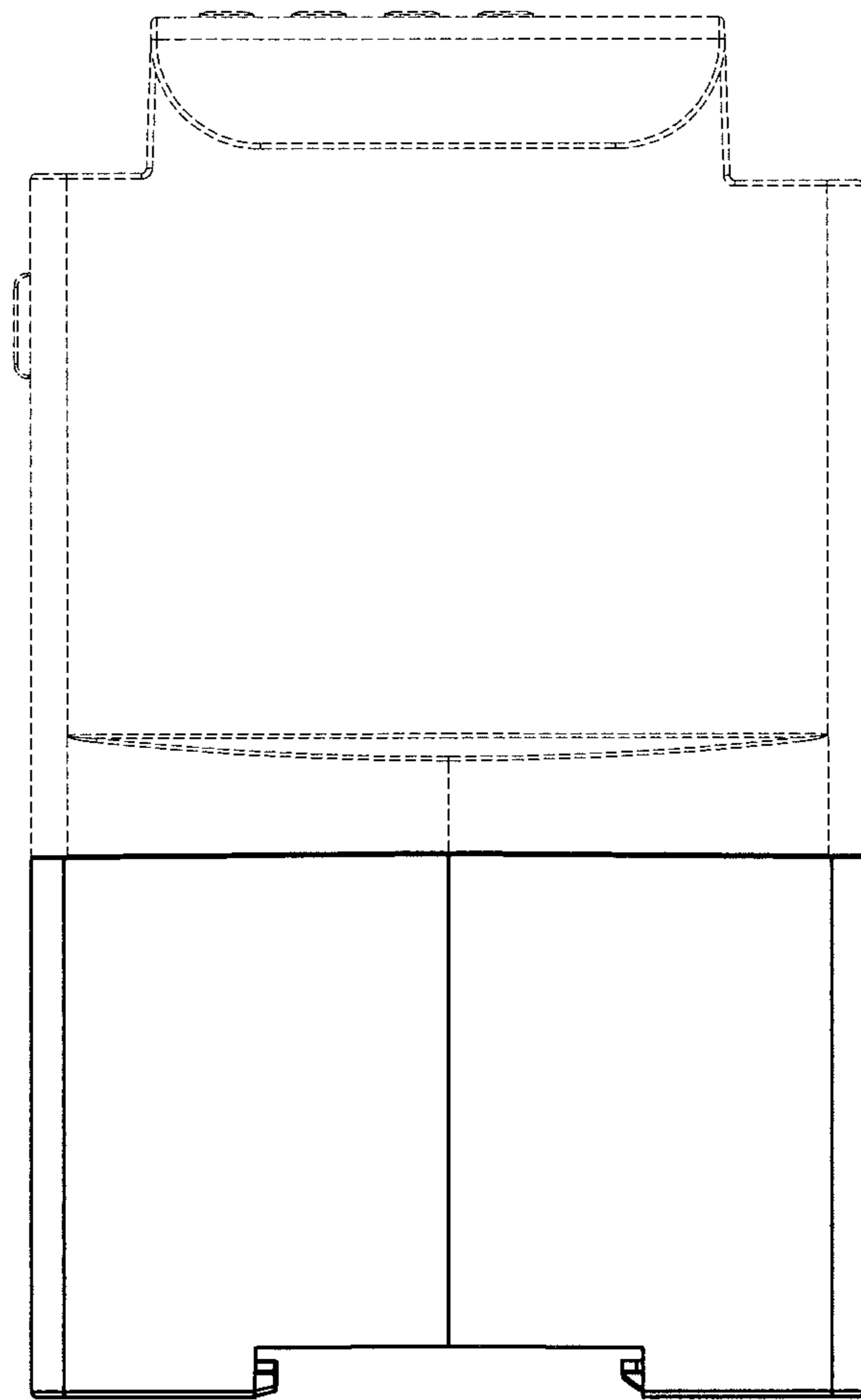


Fig. 6

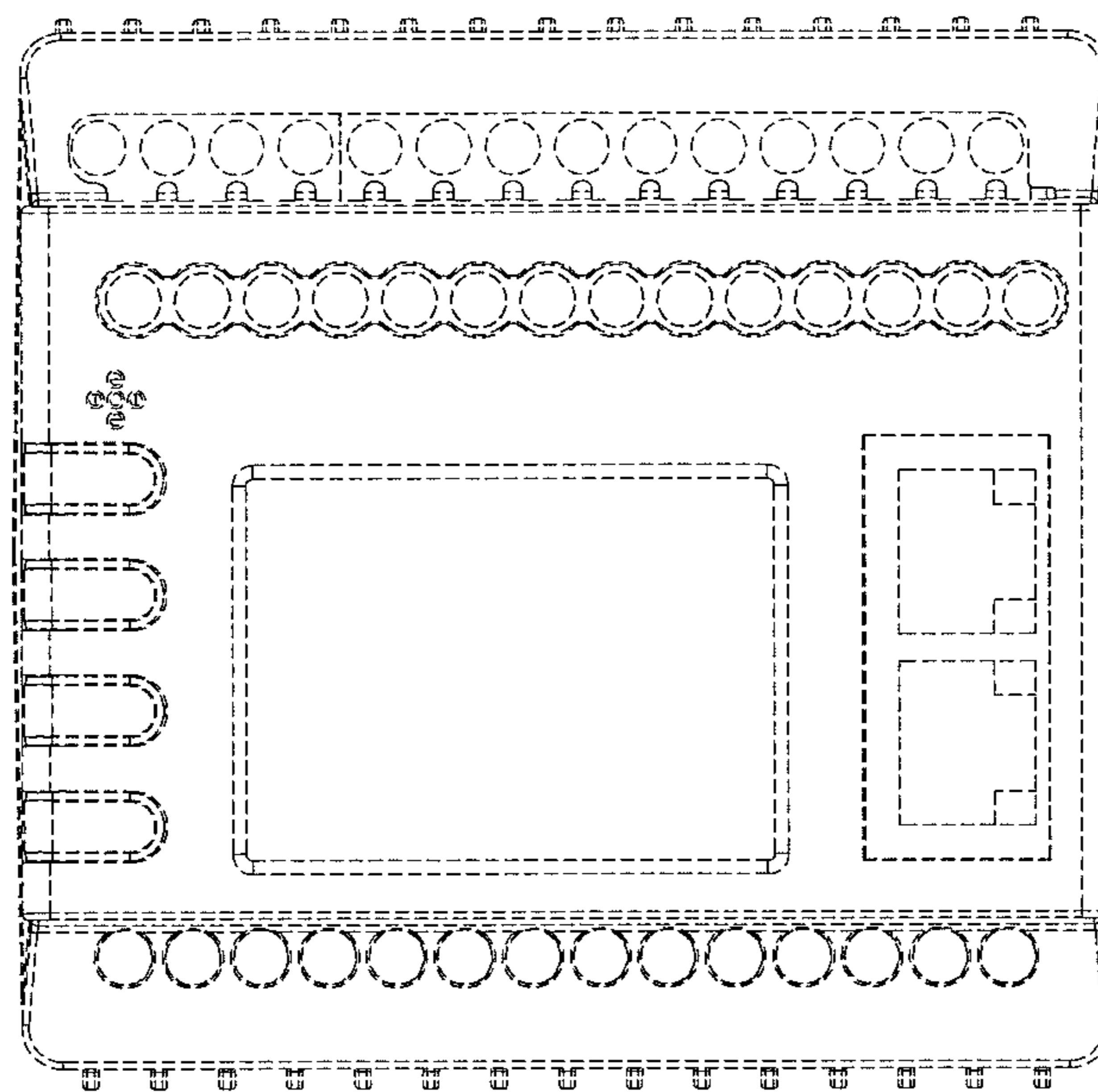


Fig. 7

