



US00D874401S

(12) **United States Design Patent**  
**Zhong**

(10) **Patent No.:** **US D874,401 S**

(45) **Date of Patent:** **\*\* Feb. 4, 2020**

- (54) **VOLTAGE CONVERTER**
- (71) Applicant: **Shenzhen Haituo Innovation Technology Co., Ltd.**, Shenzhen, Guangdong (CN)
- (72) Inventor: **Huashan Zhong**, Guangdong (CN)
- (\*\*) Term: **15 Years**
- (21) Appl. No.: **29/706,923**
- (22) Filed: **Sep. 25, 2019**
- (51) **LOC (12) Cl.** ..... **13-02**
- (52) **U.S. Cl.**  
USPC ..... **D13/110**
- (58) **Field of Classification Search**  
USPC ..... D13/110, 101, 107, 108, 118, 133, D13/137.1-137.4, 138.1, 138.2, 139.1, D13/146, 199; 174/54, 59, 61, 66; 307/11, 17, 22, 150; 320/107, 111, 112, 320/113, 114, 115; 362/640, 641, 642; 363/142, 146; 439/105, 106, 131, 146, 439/171, 172, 222, 518, 626, 628, 638, 439/640, 653; D14/433  
CPC ..... H01R 4/66; H01R 13/44; H01R 13/4534; H01R 13/639; H01R 13/6633; H01R 13/6675; H01R 13/5219; H01R 27/00; H01R 27/02; H01R 29/00; H01R 31/06; H01R 24/20; H01R 24/28; H02M 1/10  
See application file for complete search history.

- 7,445,513 B1 \* 11/2008 Lee ..... H01R 31/06 439/131
- D638,357 S \* 5/2011 Sasada ..... D13/110
- D693,299 S \* 11/2013 Zaslavsky ..... D13/110
- D694,713 S \* 12/2013 Yeo ..... D13/137.1
- D720,695 S \* 1/2015 Shen ..... D13/110
- D731,969 S \* 6/2015 Ackloo ..... D13/110
- D756,303 S \* 5/2016 Kellenberger ..... D13/137.1
- 2017/0244206 A1 \* 8/2017 Jiang ..... H01R 13/5219

**OTHER PUBLICATIONS**

[https://www.amazon.com/Voltage-Converter-International-Worldwide-Countries/dp/B07SLJJ4PK/ref=sr\\_1\\_4?crid=9FG1829A3R71&keywords=tryace+2000w+voltage+converter&qid=1576454647&sprefix=tryace%2Caps%2C146&sr=8-4](https://www.amazon.com/Voltage-Converter-International-Worldwide-Countries/dp/B07SLJJ4PK/ref=sr_1_4?crid=9FG1829A3R71&keywords=tryace+2000w+voltage+converter&qid=1576454647&sprefix=tryace%2Caps%2C146&sr=8-4) TRYACE 2000W Travel Voltage Converter, Jun. 5, 2019 (Year: 2019).\*

\* cited by examiner

*Primary Examiner* — Derrick E Holland  
(74) *Attorney, Agent, or Firm* — ZANIP

(57) **CLAIM**

The ornamental design for a voltage converter, as shown and described.

**DESCRIPTION**

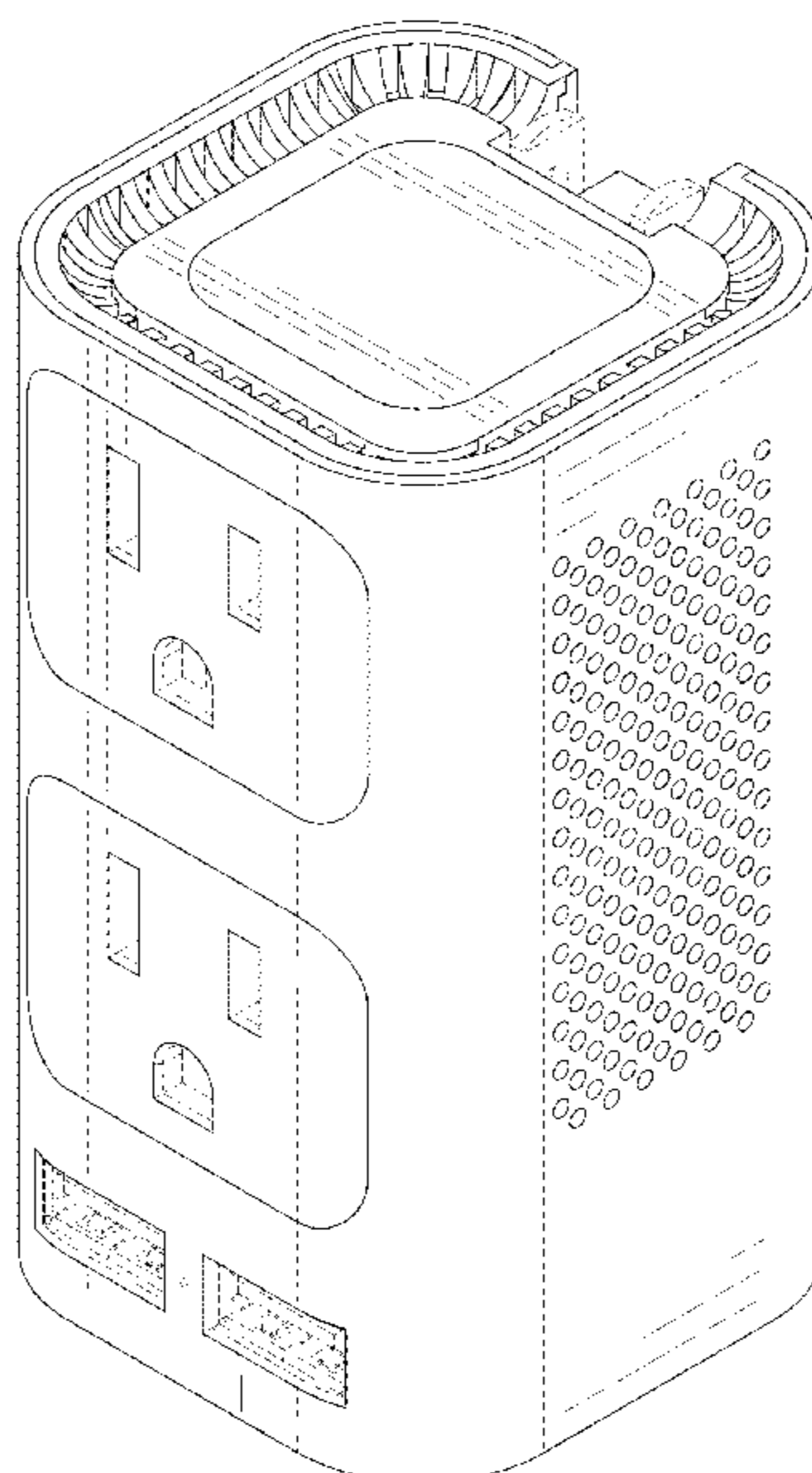
FIG. 1 is a front and top perspective view of a voltage converter, showing my new design;  
FIG. 2 is a rear and bottom perspective view thereof;  
FIG. 3 is a front elevational view thereof;  
FIG. 4 is a rear elevational view thereof;  
FIG. 5 is a left side elevational view thereof;  
FIG. 6 is a right side elevational view thereof;  
FIG. 7 is a top plan view thereof; and,  
FIG. 8 is a bottom plan view thereof.  
The broken lines in the figures illustrate portions of the voltage converter that form no part of the claimed design.

**1 Claim, 8 Drawing Sheets**

(56) **References Cited**

**U.S. PATENT DOCUMENTS**

- D263,465 S \* 3/1982 Fathi ..... D13/110
- D292,697 S 11/1987 Rauch
- D340,909 S \* 11/1993 Ip ..... D13/110
- 5,613,863 A \* 3/1997 Klaus ..... H01R 27/00 439/131



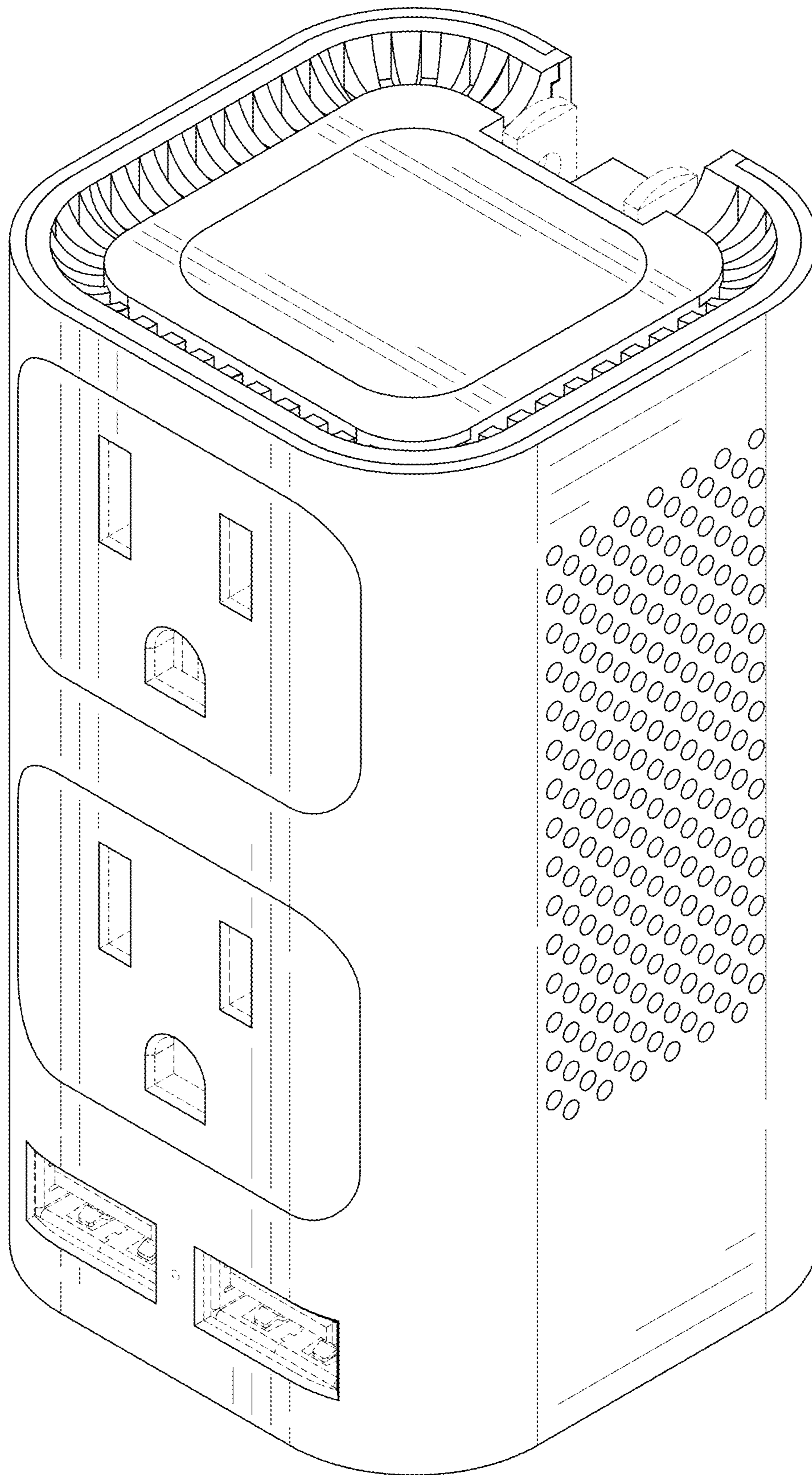


FIG. 1

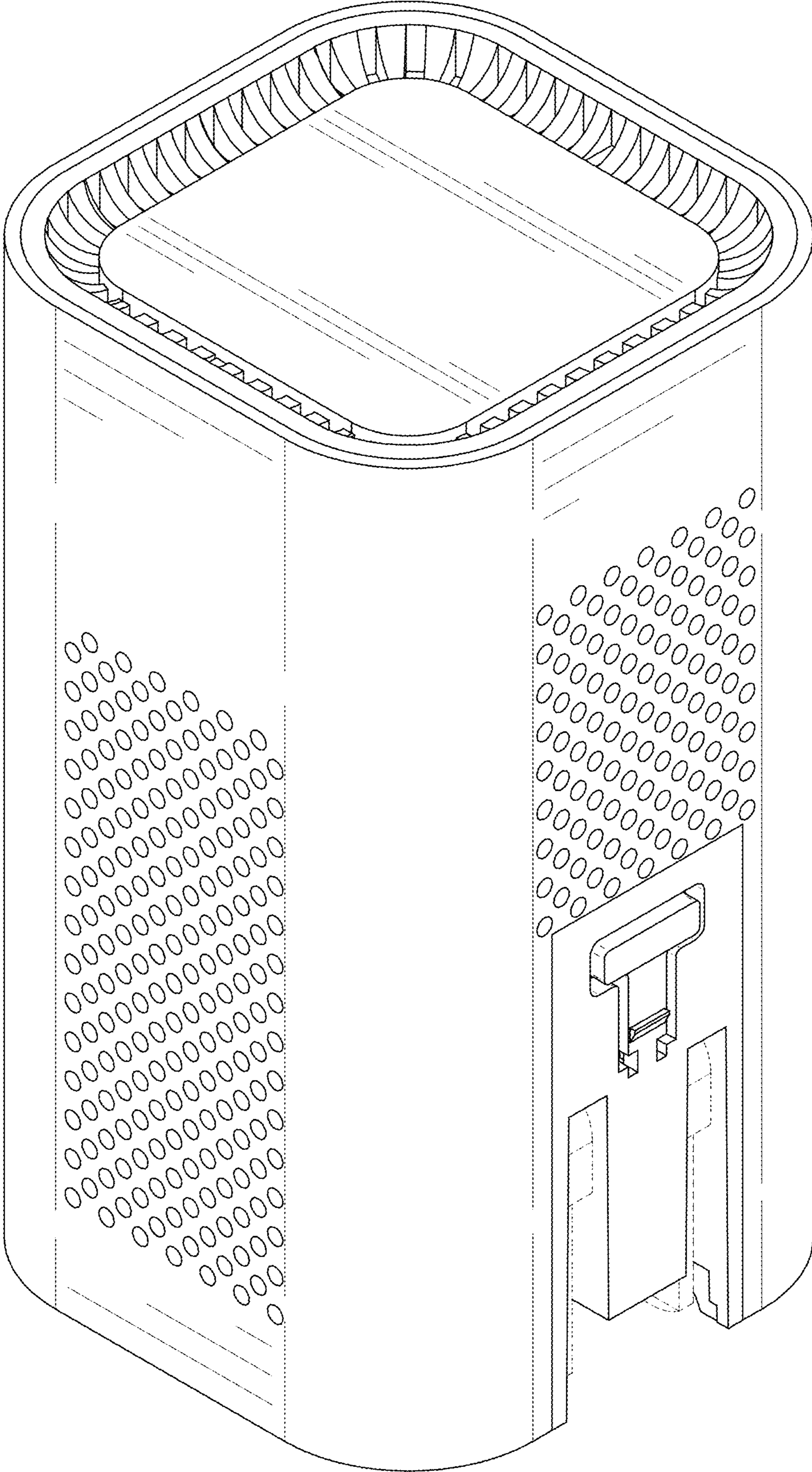


FIG. 2

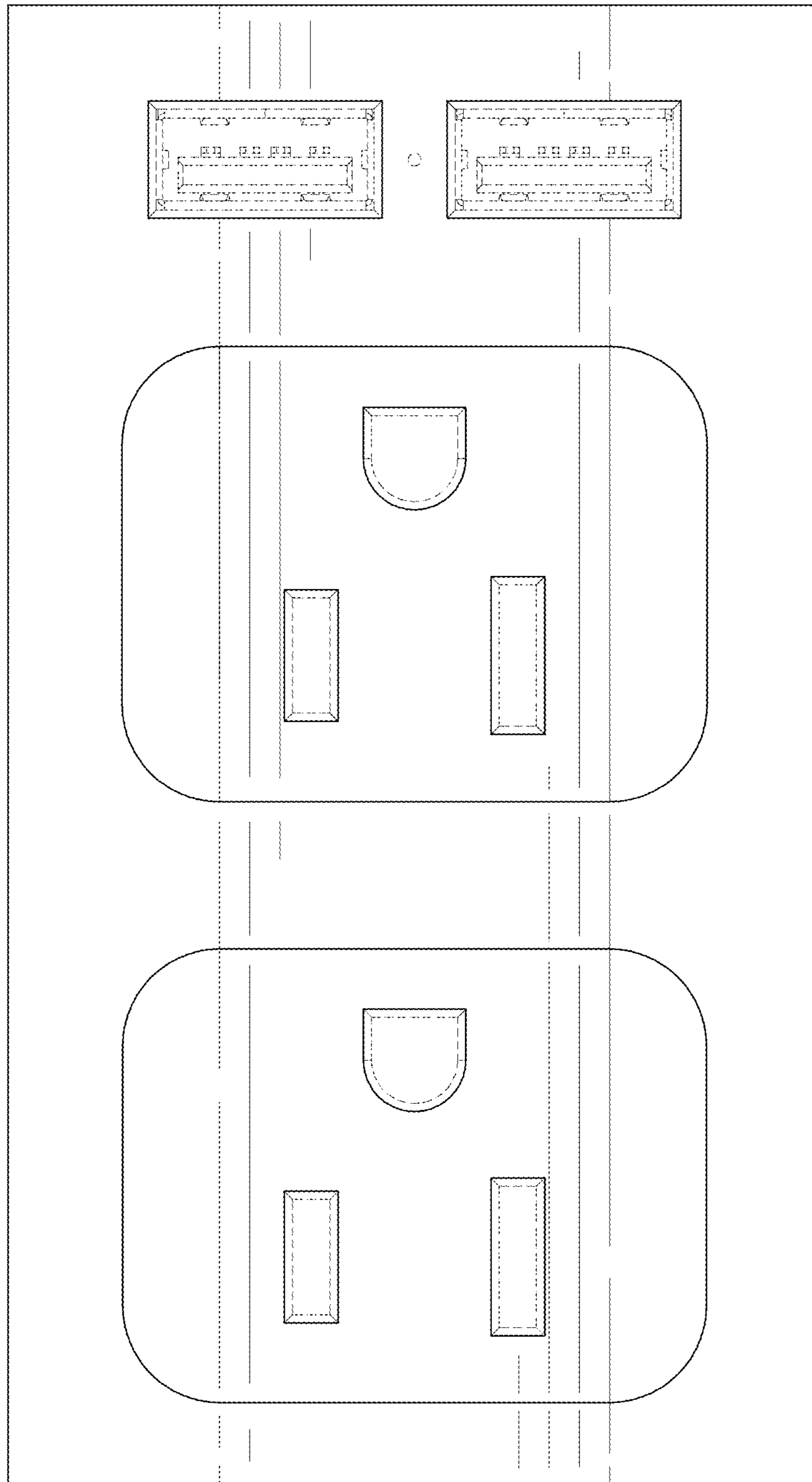


FIG. 3

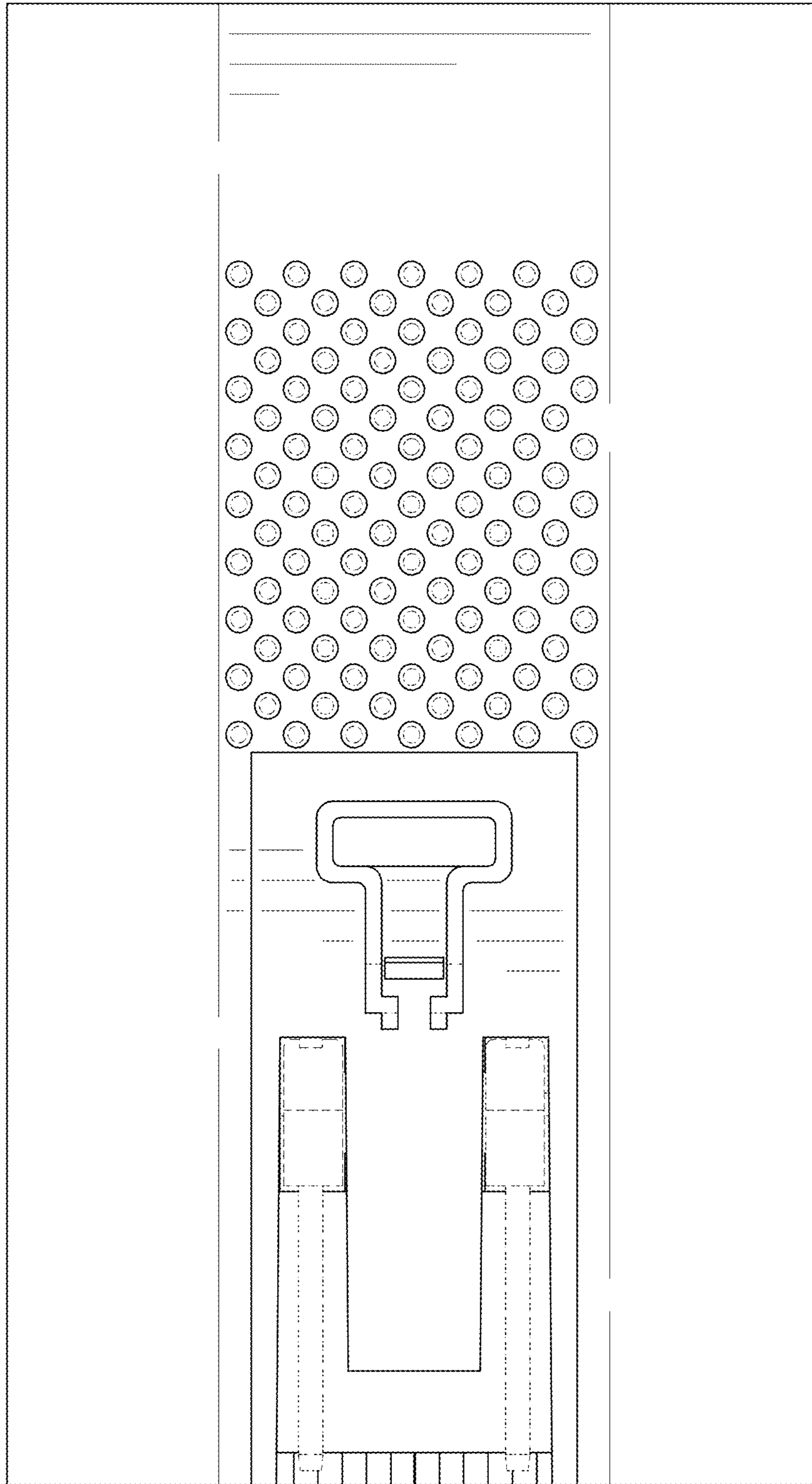


FIG. 4

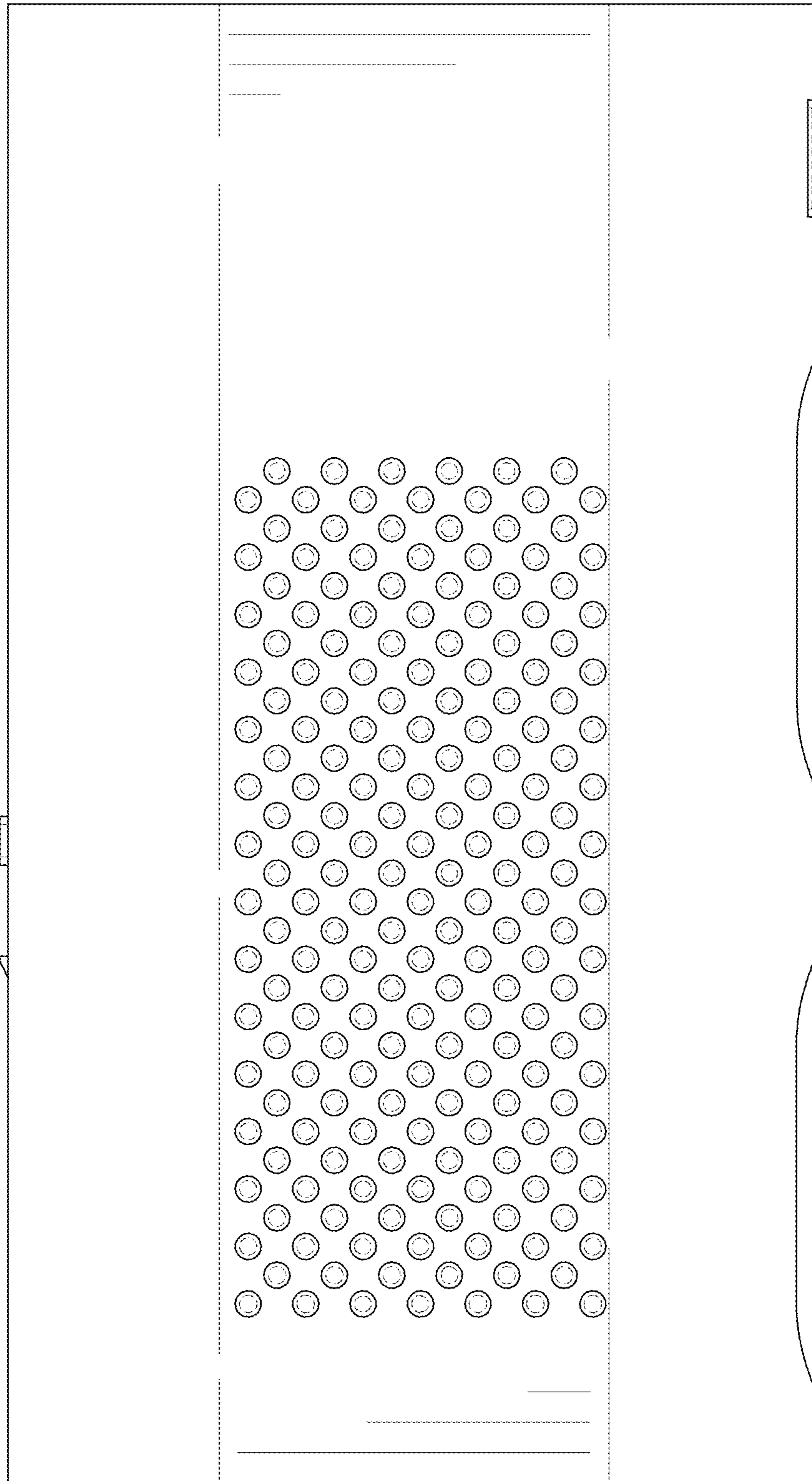


FIG. 5




FIG. 6

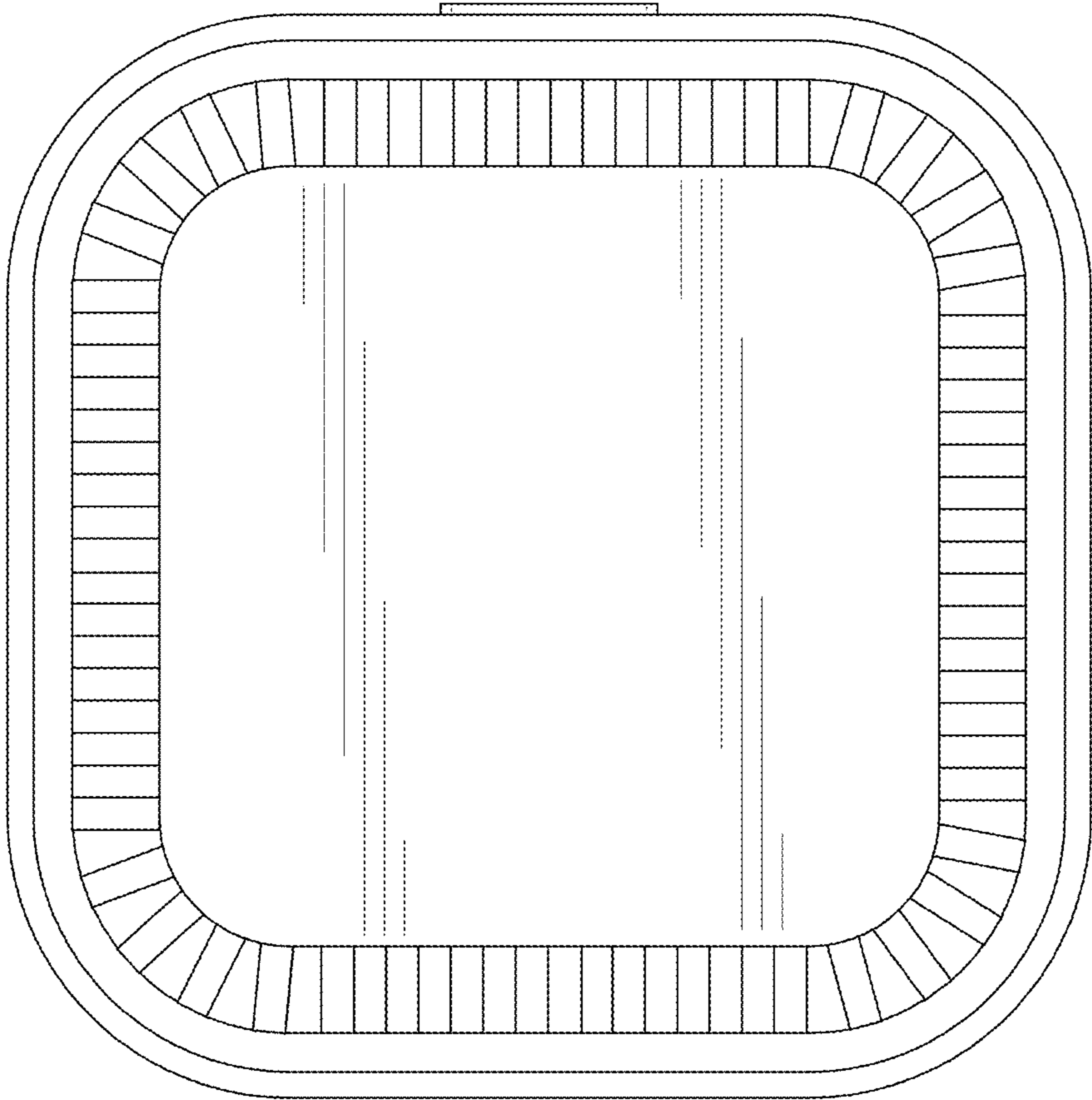


FIG. 7



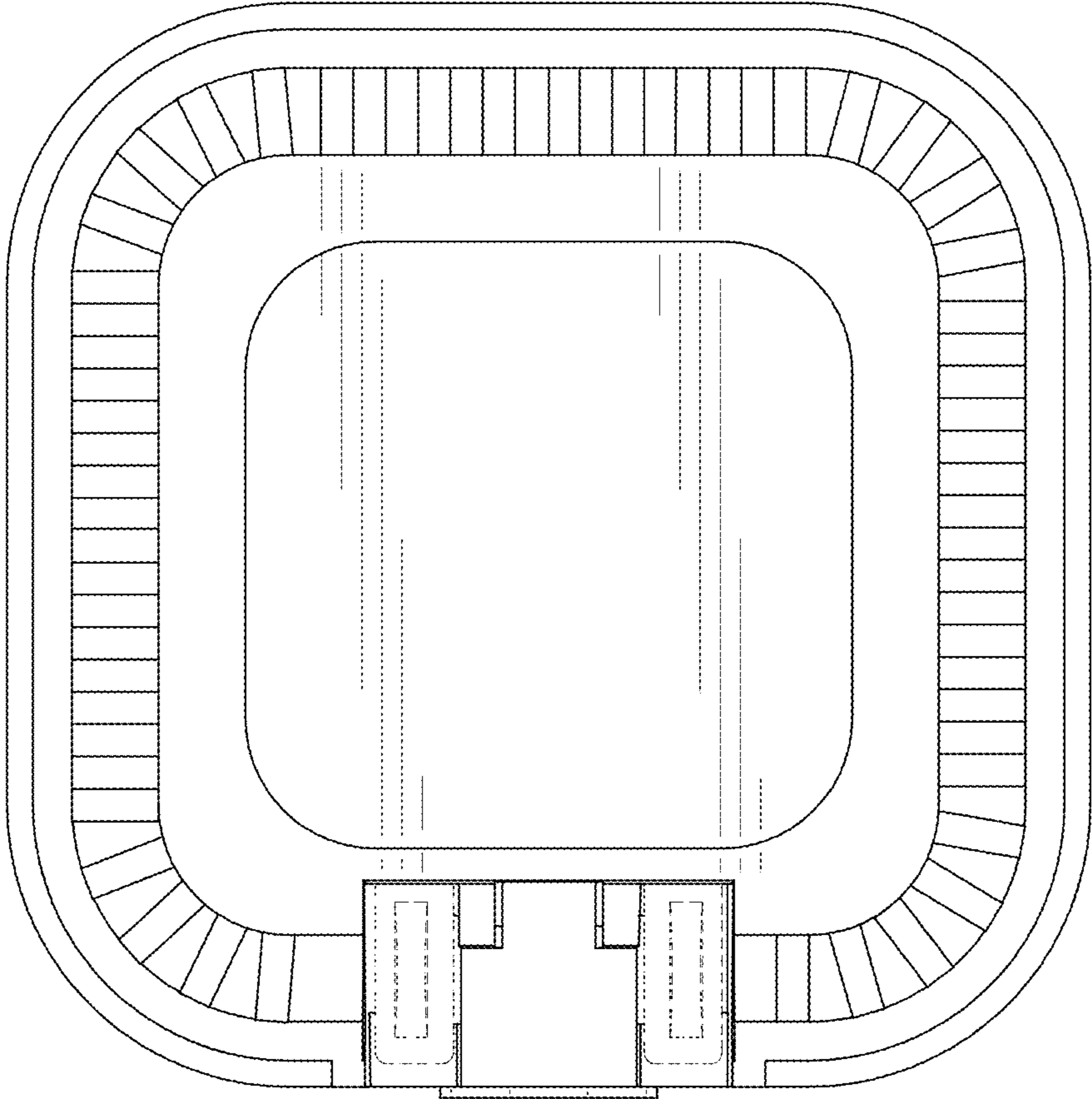


FIG. 8