



US00D874388S

(12) **United States Design Patent**
Wang et al.

(10) **Patent No.:** **US D874,388 S**
(45) **Date of Patent:** **** Feb. 4, 2020**

(54) **TIRE**

(71) Applicant: **Shandong Linglong Tyre Co., Ltd.,**
Zhaoyuan (CN)

(72) Inventors: **Feng Wang, Zhaoyuan (CN); Yanhui**
Sun, Heze (CN); Lei Teng, Zhaoyuan
(CN); Yingna Jiang, Yantai (CN)

(**) Term: **15 Years**

(21) Appl. No.: **29/661,363**

(22) Filed: **Aug. 27, 2018**

(51) **LOC (12) Cl.** **12-15**

(52) **U.S. Cl.**
USPC **D12/521**

(58) **Field of Classification Search**
USPC D12/500-532, 604
CPC Y10T 152/10027; B60C 1/0016; B60C
11/0306; B60C 11/0302; B60C 3/06;
B60C 9/17

See application file for complete search history.

(56) **References Cited**

U.S. PATENT DOCUMENTS

D606,002 S * 12/2009 Yamakawa D12/519
D785,544 S * 5/2017 Hayashi D12/521

D795,164 S * 8/2017 Philipot D12/521
D795,791 S * 8/2017 Zhang D12/521
D798,803 S * 10/2017 Wang D12/523
D823,233 S * 7/2018 Fontaine D12/519
D830,952 S * 10/2018 Kujime D12/505
D830,955 S * 10/2018 Yamaoka D12/521
D830,956 S * 10/2018 Mishima D12/521
D853,315 S * 7/2019 Raatikainen D12/523
2016/0039248 A1 * 2/2016 Sueno B60C 11/0304
152/209.8

* cited by examiner

Primary Examiner — Lakiya G Rogers

Assistant Examiner — John A Voytek

(74) *Attorney, Agent, or Firm* — W&K IP

(57) **CLAIM**

The ornamental design for a tire, as shown and described.

DESCRIPTION

FIG. 1 is a first perspective view of a tire;
FIG. 2 is a second perspective view of a tire;
FIG. 3 is a front view thereof;
FIG. 4 is a left side view thereof;
FIG. 5 is a right side view thereof; and,
FIG. 6 is an enlarged portion of FIG. 3, thereof.

1 Claim, 6 Drawing Sheets






FIG. 1



FIG.2



FIG.3




FIG.4




FIG.5



FIG.6