



US00D874366S

(12) **United States Design Patent** (10) **Patent No.:** **US D874,366 S**
Munsell (45) **Date of Patent:** **** Feb. 4, 2020**

(54) **SIDE VENT FOR A MOTOR VEHICLE**

D600,181 S * 9/2009 Larson D12/181
D606,468 S * 12/2009 Varga D12/181
D609,149 S * 2/2010 Larson D12/181
D743,850 S * 11/2015 Howell D12/163
D830,239 S * 10/2018 Behmer D12/163

(71) Applicant: **Michael A. Munsell**, Lake Jackson, TX
(US)

(72) Inventor: **Michael A. Munsell**, Lake Jackson, TX
(US)

* cited by examiner

(**) Term: **15 Years**

Primary Examiner — Susan E Krakower
Assistant Examiner — Jerry Shiuan-Hua Hsu
(74) *Attorney, Agent, or Firm* — Dunlap, Bennett &
Ludwig PLLC

(21) Appl. No.: **29/633,608**

(22) Filed: **Jan. 15, 2018**

(51) **LOC (12) Cl.** **12-16**

(57) **CLAIM**

(52) **U.S. Cl.**

USPC **D12/181**

The ornamental design for a side vent for a motor vehicle,
as shown and described.

(58) **Field of Classification Search**

USPC D12/181, 163, 164, 171, 172, 173, 414,
D12/412, 406, 167, 169, 196, 400, 184,
D12/190

CPC B60K 11/08; B60K 13/02; B62D 25/06;
B62D 25/10; B62D 25/12

See application file for complete search history.

DESCRIPTION

FIG. 1 is a front perspective view of a side vent for a motor vehicle, embodying my new design;
FIG. 2 is a front elevation view thereof;
FIG. 3 is a rear elevation view thereof;
FIG. 4 is a left elevation view thereof;
FIG. 5 is a right elevation view thereof;
FIG. 6 is a top plan view thereof; and,
FIG. 7 is a bottom plan view thereof.

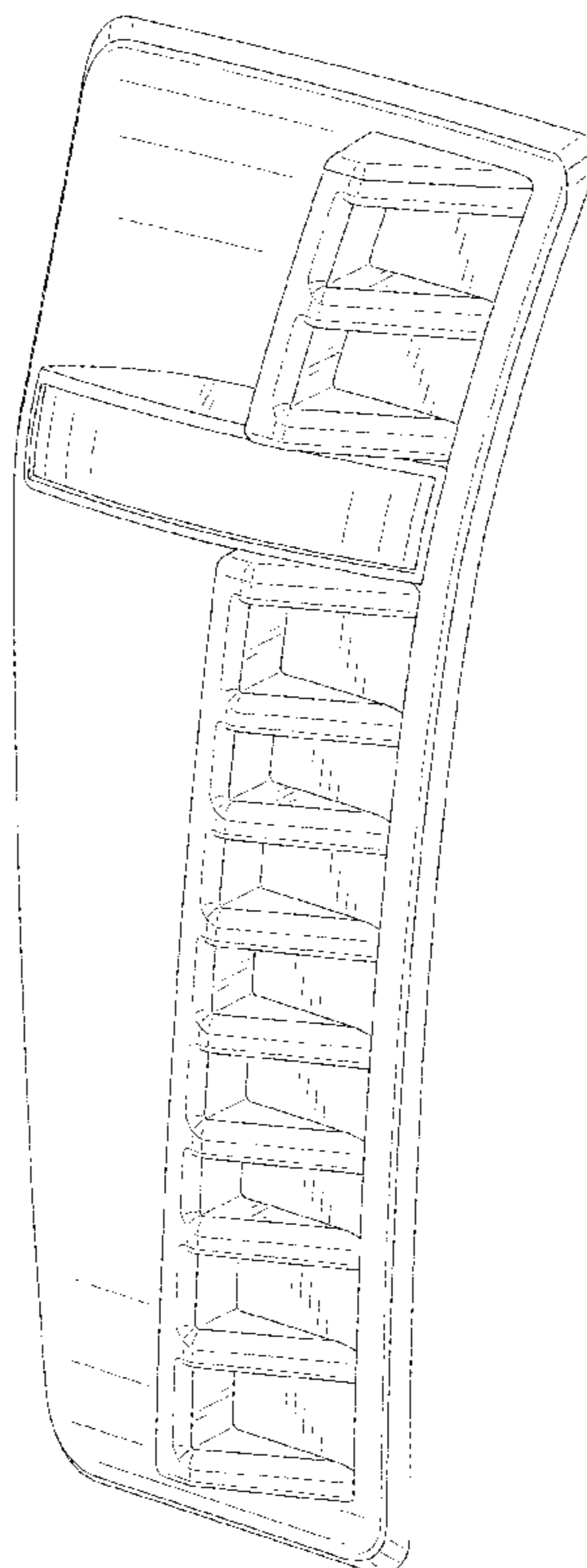
The broken lines shown in the drawings depict portions of the side vent for a motor vehicle that form no part of the claimed design.

(56) **References Cited**

U.S. PATENT DOCUMENTS

D160,551 S * 10/1950 Sheard D12/190
D497,860 S * 11/2004 Hoelzel D12/196
D540,228 S * 4/2007 Lai D12/190
D540,229 S * 4/2007 Lai D12/190
D548,158 S * 8/2007 Kulla D12/196
D586,273 S * 2/2009 Hamburger D12/181
D598,345 S * 8/2009 Juraschek D12/181

1 Claim, 5 Drawing Sheets






FIG. 1

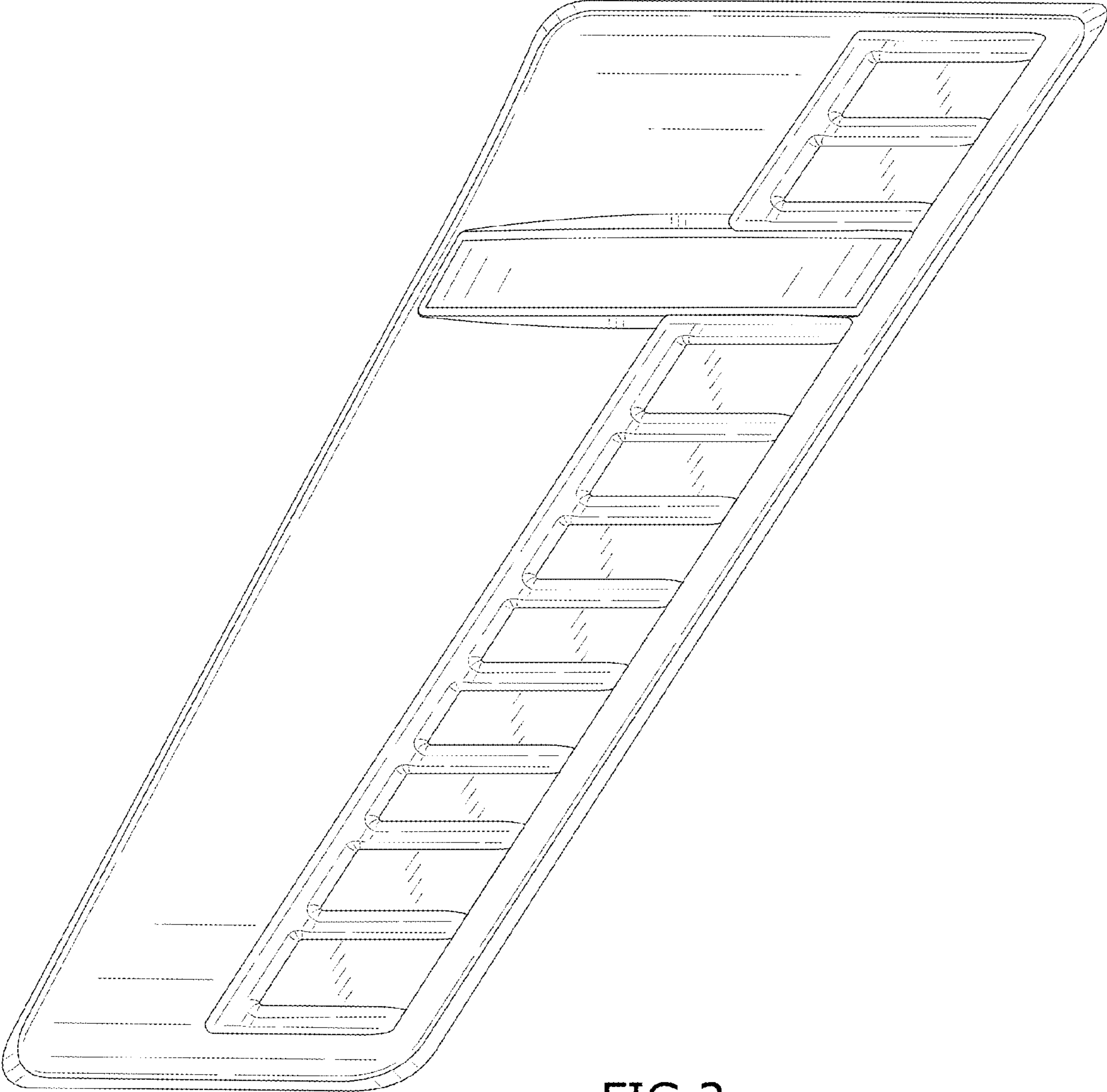


FIG.2

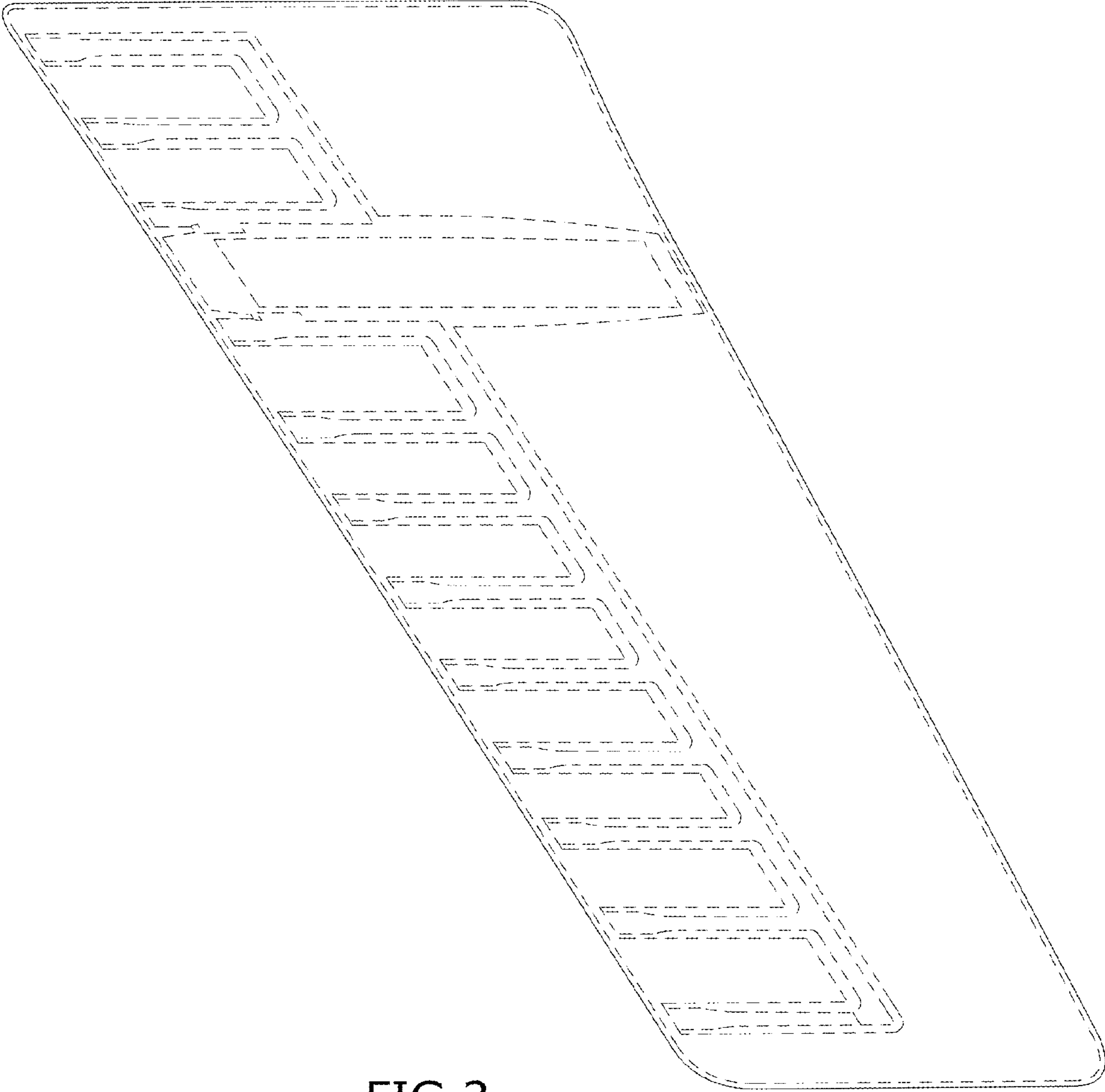


FIG. 3

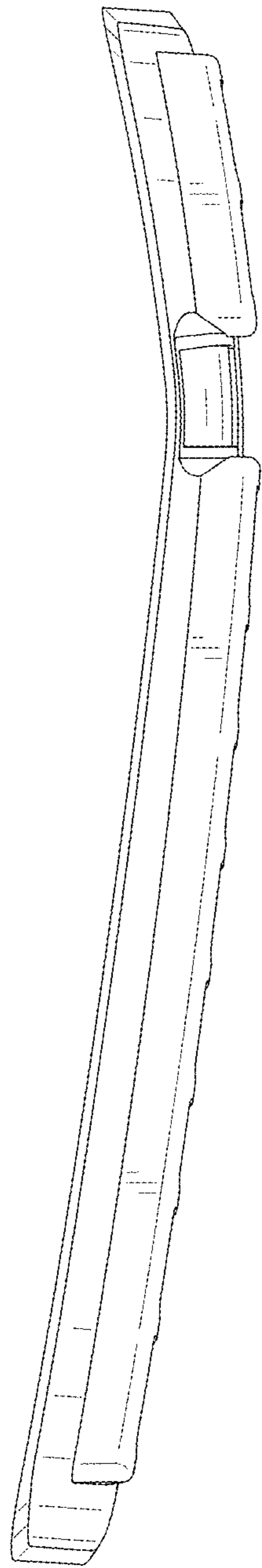


FIG. 4

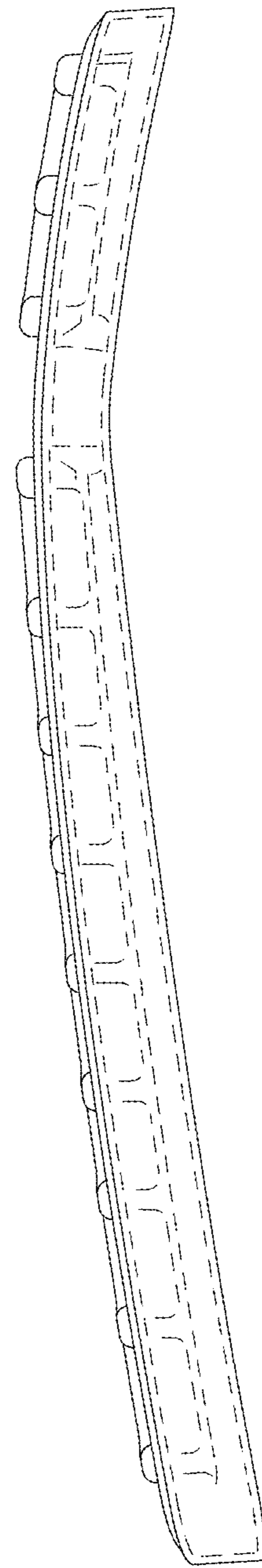


FIG. 5

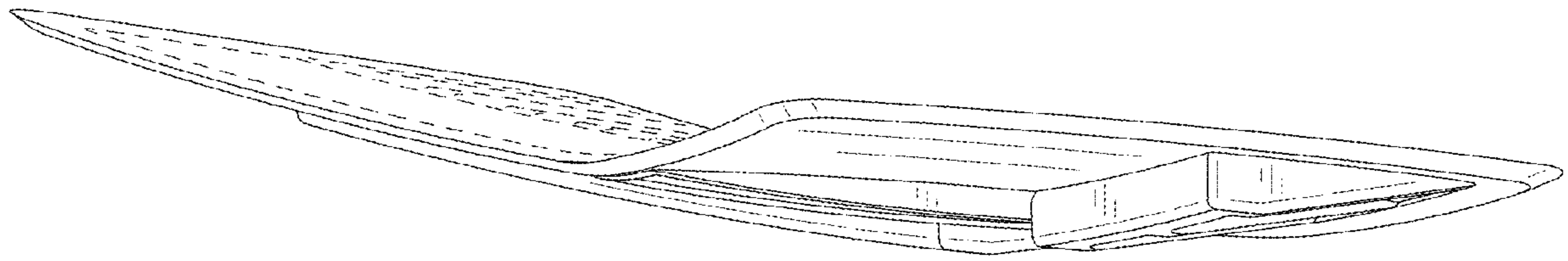


FIG. 6

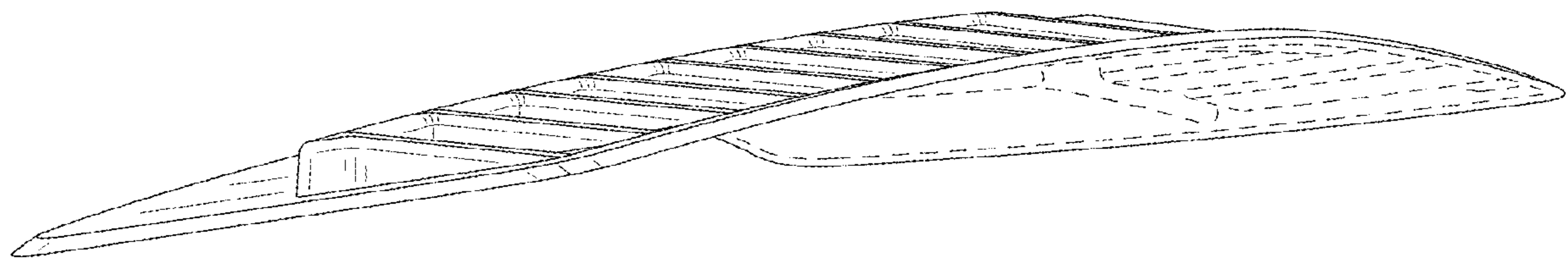


FIG. 7