



US00D874363S

(12) **United States Design Patent** (10) **Patent No.:** **US D874,363 S**
Patel et al. (45) **Date of Patent:** **** Feb. 4, 2020**

(54) **FRONT BUMPER**

(71) Applicant: **Jaguar Land Rover Limited**, Whitley, Coventry (GB)

(72) Inventors: **Paven Patel**, Coventry (GB); **Alex Chan**, Coventry (GB); **Luke Smith**, Coventry (GB)

(73) Assignee: **Jaguar Land Rover Limited**, Whitley, Coventry (GB)

(**) Term: **15 Years**

(21) Appl. No.: **29/647,954**

(22) Filed: **May 17, 2018**

Related U.S. Application Data

(62) Division of application No. 29/589,864, filed on Jan. 5, 2017, now Pat. No. Des. 820,741, which is a division of application No. 29/532,493, filed on Jul. 7, 2015, now Pat. No. Des. 779,396.

(30) **Foreign Application Priority Data**

Jan. 9, 2015 (EM) 002611020
Jun. 29, 2015 (EM) 002727644
Jul. 1, 2015 (EM) 002729723

(51) **LOC (12) Cl.** **12-16**

(52) **U.S. Cl.**
USPC **D12/169; D12/82**

(58) **Field of Classification Search**
USPC D12/91, 92, 163, 164, 169, 171
CPC . B60R 19/02; B60R 2019/1886; B60R 19/48;
B60R 19/52; B60R 19/56

See application file for complete search history.

(56) **References Cited**

U.S. PATENT DOCUMENTS

D584,200 S *	1/2009	Leclercq	D12/169
D589,414 S *	3/2009	Futschik	D12/169
D615,910 S *	5/2010	Borkert	D12/169
D623,566 S *	9/2010	Bauer	D12/169
D630,978 S *	1/2011	Koshino	D12/169
D643,350 S *	8/2011	Furst	D12/169
D665,712 S *	8/2012	Tanai	D12/169
D673,086 S *	12/2012	Frenzel	D12/169
D718,662 S *	12/2014	Ishizuka	D12/92
D721,021 S *	1/2015	Hanaoka	D12/169
D721,624 S *	1/2015	George	D12/169
D725,007 S *	3/2015	Beaven	D12/164
D731,922 S *	6/2015	Beaven	D12/91
D739,305 S *	9/2015	Gunnarson	D12/91
D740,177 S *	10/2015	Callum	D12/92
D746,722 S *	1/2016	Henstridge	D12/91
D749,474 S *	2/2016	Battams	D12/169
D777,065 S *	1/2017	Patel	D12/163
D779,396 S *	2/2017	Patel	D12/169
D783,468 S *	4/2017	Patel	D12/164
D783,469 S *	4/2017	Patel	D12/164

(Continued)

Primary Examiner — Darlington Ly

Assistant Examiner — Katherine A Holbrow

(74) *Attorney, Agent, or Firm* — Wood Herron & Evans LLP



(57) **CLAIM**

The ornamental design for a front bumper, as shown and described.

DESCRIPTION

FIG. 1 is a right front quarter view of a front bumper for a vehicle according to the present invention.
FIG. 2 is a left rear quarter view thereof.
FIG. 3 is a front view thereof.
FIG. 4 is a rear view thereof.
FIG. 5 is a left side view thereof.
FIG. 6 is a right side view thereof; and,
FIG. 7 is a top view thereof.

1 Claim, 6 Drawing Sheets



(56)

References Cited

U.S. PATENT DOCUMENTS

D784,215 S *	4/2017	Peat	D12/169
D807,245 S *	1/2018	Patel	D12/164
D811,955 S *	3/2018	Patel	D12/164
D820,741 S *	6/2018	Patel	D12/169
D833,339 S *	11/2018	Patel	D12/164
D840,298 S *	2/2019	Smith	D12/169
D847,024 S *	4/2019	Patel	D12/91
D847,048 S *	4/2019	Patel	D12/169
D852,688 S *	7/2019	Chan	D12/163
D855,511 S *	8/2019	Smith	D12/169

* cited by examiner




FIG. 1




FIG. 2




FIG. 3

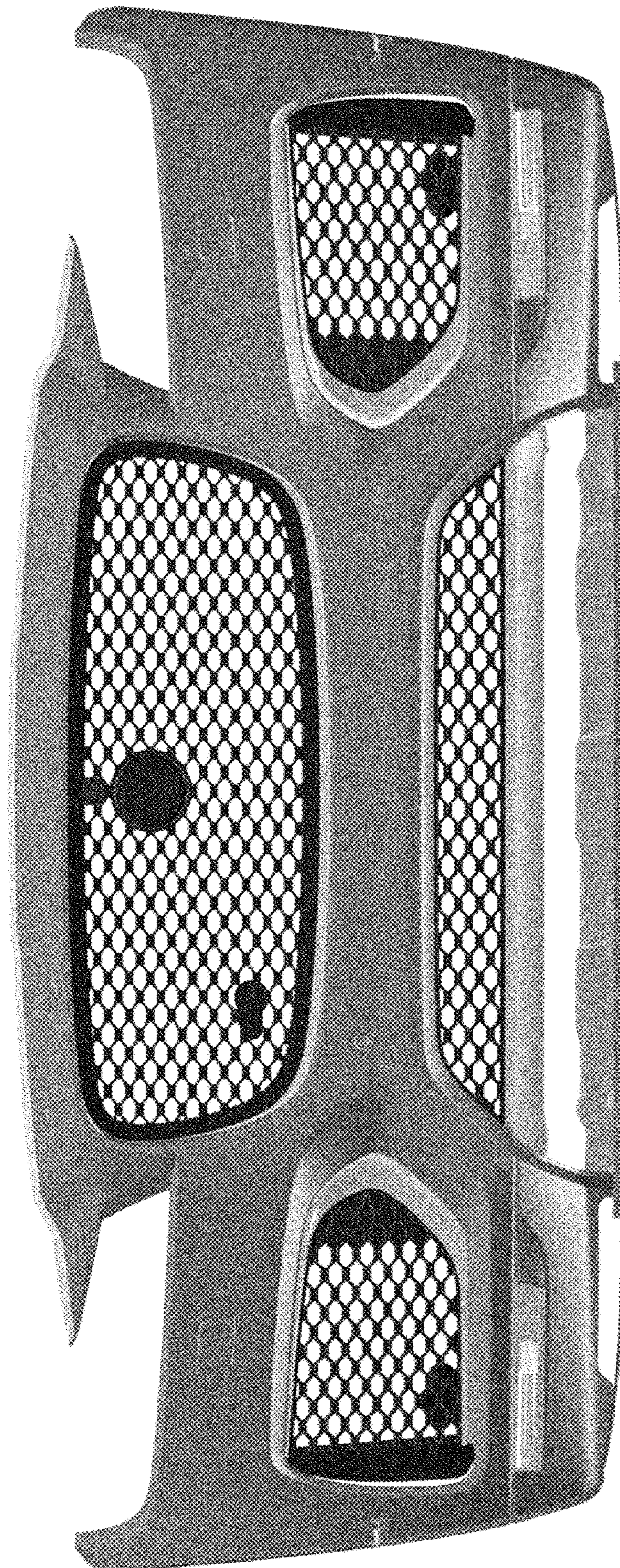


FIG. 4




FIG. 5




FIG. 6




FIG. 7