



US00D874358S

(12) **United States Design Patent** (10) **Patent No.:** **US D874,358 S**
Kezha (45) **Date of Patent:** **** Feb. 4, 2020**

(54) **RADIATOR GRILLE FOR A VEHICLE**

FOREIGN PATENT DOCUMENTS

(71) Applicant: **Bayerische Motoren Werke Aktiengesellschaft, Munich (DE)**

WO WO DM/093190 3/2017

WO WO DM/094978 8/2017

WO WO DM/098427 5/2018

(72) Inventor: **Alexey Kezha, Munich (DE)**

WO WO DM/099140 6/2018

WO WO DM/099674 6/2018

(73) Assignee: **Bayerische Motoren Werke Aktiengesellschaft, Munich (DE)**

* cited by examiner

(**) Term: **15 Years**

Primary Examiner — Melody N Brown

(74) *Attorney, Agent, or Firm* — Crowell & Moring LLP

(21) Appl. No.: **29/650,332**

(57) **CLAIM**

(22) Filed: **Jun. 6, 2018**

The ornamental design for a radiator grille for a vehicle, as shown and described.

(30) **Foreign Application Priority Data**

DESCRIPTION

Dec. 13, 2017 (DE) 40 2017 101 348

(51) **LOC (12) Cl.** **12-16**

(52) **U.S. Cl.**
USPC **D12/163**

(58) **Field of Classification Search**
USPC D12/169, 196, 86, 90-92, 163, 190, 98,
D12/164; 293/102, 113, 115, 117, 120,
293/193.11; 296/180.1, 180.2; 180/68.1,
180/68.6

CPC B60R 19/52; B60K 11/08; B62D 25/08;
B62B 9/16

See application file for complete search history.

This application contains subject matter related to the following co-pending U.S. design patent applications:

Application Ser. No. 29/630,706, filed Dec. 22, 2017 and entitled "Radiator Grille for a Vehicle";

Application Ser. No. 29/624,735, filed Nov. 3, 2017 and entitled "Radiator Grille for a Vehicle";

Application Ser. No. 29/631,781, filed Jan. 3, 2018 and entitled "Radiator Grille for a Vehicle";

Application Ser. No. 29/650,325, filed herewith and entitled "Vehicle, Toy, and/or Replicas Thereof"; and

Application Ser. No. 29/650,333, filed herewith and entitled "Vehicle, Toy, and/or Replicas Thereof".

FIG. 1 is a front view of a radiator grille for a vehicle according to the design;

FIG. 2 is a right, front perspective view thereof;

FIG. 3 is a left, bottom perspective view thereof;

FIG. 4 is a right side view thereof;

FIG. 5 is a left side view thereof;

FIG. 6 is a top view thereof;

FIG. 7 is a bottom view thereof; and,

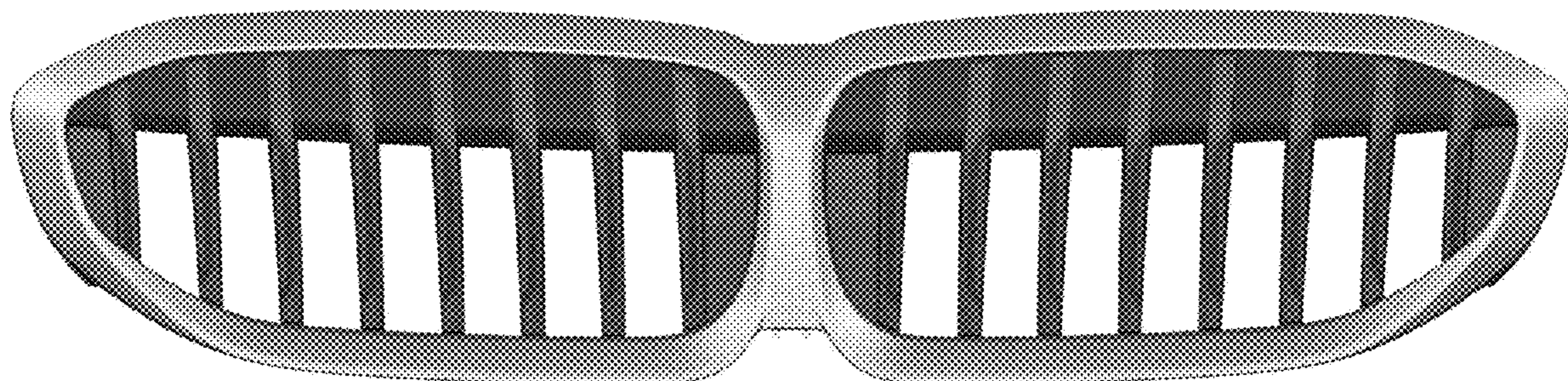
FIG. 8 is a rear view thereof.

(56) **References Cited**

U.S. PATENT DOCUMENTS

D818,890 S 5/2018 Beermann
D820,737 S * 6/2018 Simm D12/163
D821,274 S * 6/2018 Simm D12/163
D825,383 S * 8/2018 Luk D12/91
D835,546 S * 12/2018 Sarremejean D12/91
D845,834 S * 4/2019 Sarremejean D12/91
D855,496 S * 8/2019 Thogersen D12/91
D858,371 S * 9/2019 Sarremejean D12/163
D859,227 S * 9/2019 Buckingham D12/163

1 Claim, 8 Drawing Sheets



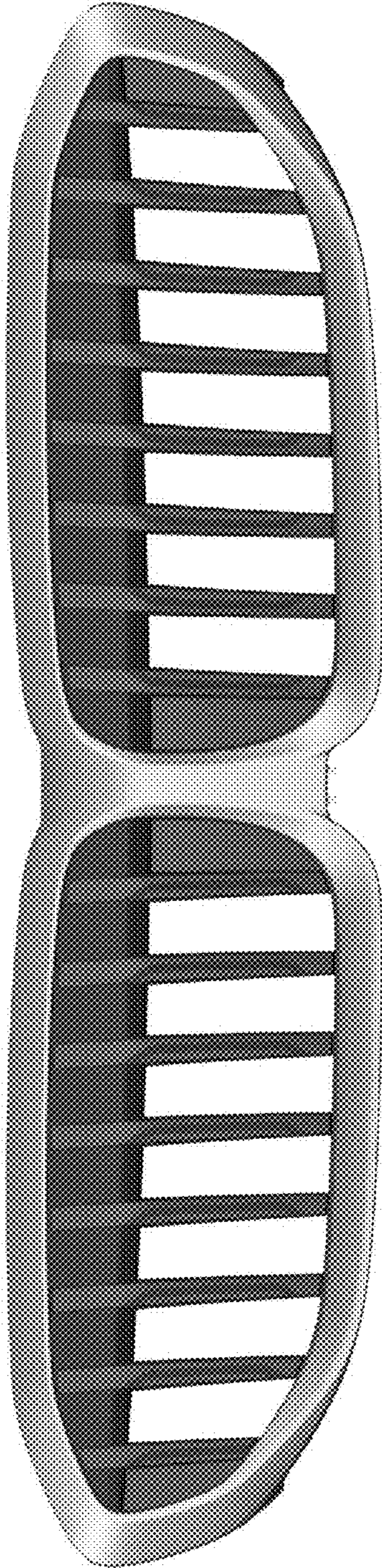


Fig. 1




Fig. 2

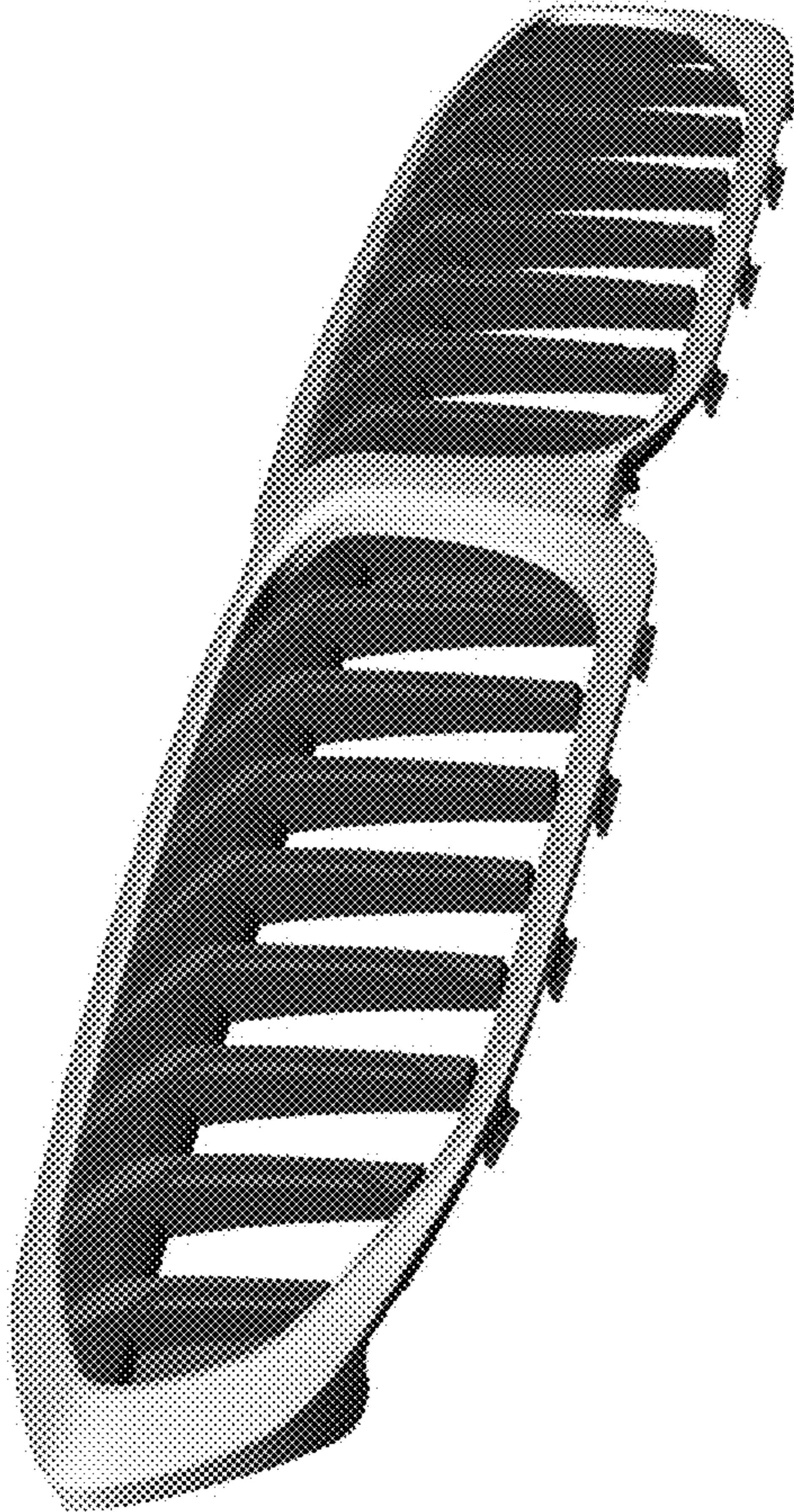


Fig. 3




Fig. 4




Fig. 5




Fig. 6




Fig. 7

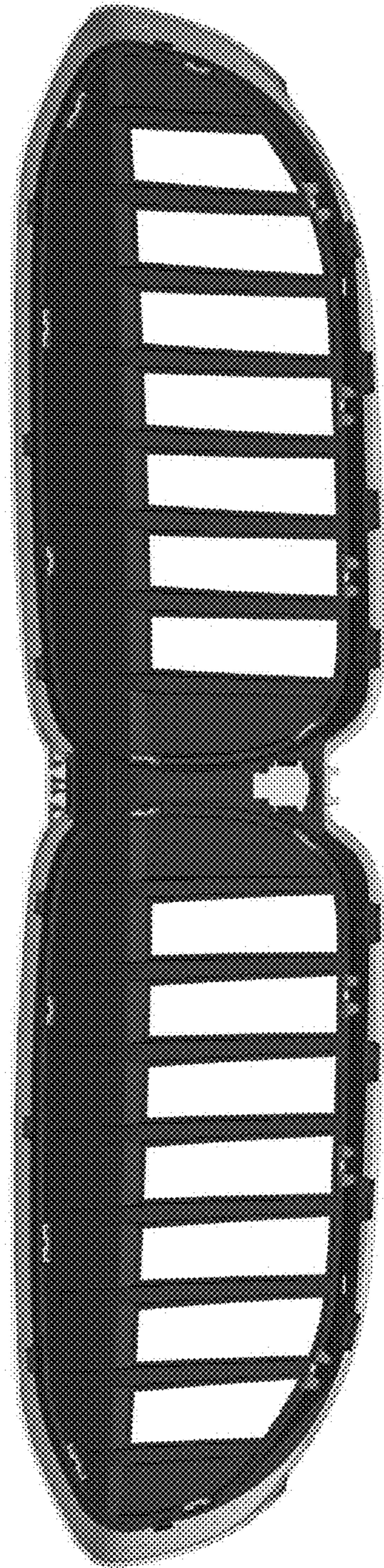


Fig. 8