



US00D874331S

(12) **United States Design Patent**
Schlichting

(10) **Patent No.:** **US D874,331 S**

(45) **Date of Patent:** **** Feb. 4, 2020**

(54) **INFLATABLE BLOCK COVERING**

(71) Applicant: **Michael C Schlichting**, Cranford, NJ
(US)

(72) Inventor: **Michael C Schlichting**, Cranford, NJ
(US)

(**) Term: **15 Years**

(21) Appl. No.: **29/641,941**

(22) Filed: **Mar. 26, 2018**

(51) **LOC (12) Cl.** **11-04**

(52) **U.S. Cl.**
USPC **D11/117**

(58) **Field of Classification Search**

USPC D11/117, 119, 121, 125, 131, 157; D5/5,
D5/6, 7, 8, 9, 16, 21, 32, 43, 66
CPC A47G 33/00; A47G 33/008; B44C 5/06;
A41G 1/00; A41G 1/009; A41G 1/04;
E01C 13/08; E01C 2013/086

See application file for complete search history.

(56) **References Cited**

U.S. PATENT DOCUMENTS

D11,754 S *	4/1880	Smith	D99/8
D11,799 S *	6/1880	Rogers	D99/8
983,492 A *	2/1911	Harriss	B65D 85/07 206/83.5
1,773,580 A *	8/1930	Franke	A47G 33/0863 428/10
3,244,275 A *	4/1966	Murley	D02G 1/12 206/83.5
3,332,828 A *	7/1967	Faria	D03D 25/00 112/410
3,513,062 A *	5/1970	Vinicki	D03D 25/00 139/391
3,565,742 A *	2/1971	Stephens et al.	..	A63B 69/3661 428/356

(Continued)

Primary Examiner — Elizabeth J Oswecki

(57) **CLAIM**

The ornamental design for an inflatable block covering, as shown and described.

DESCRIPTION

The file of this patent contains at least one drawing/photograph executed in color. Copies of this patent with color drawing(s)/photograph(s) will be provided by the office upon request and payment of the necessary fee.

FIG. 1 is a perspective view of an inflatable block covering showing my new design, shown in a used, folded configuration;

FIG. 2 is an enlarged portion view taken from encircled portion labeled, "FIG. 2" in FIG. 1;

FIG. 3 is a top plan view thereof;

FIG. 4 is a bottom plan view thereof;

FIG. 5 is an enlarged portion view taken from encircled portion labeled, "FIG. 5" in FIG. 4;

FIG. 6 is a front elevational view thereof;

FIG. 7 is a rear elevational view thereof;

FIG. 8 is a left side elevational view thereof;

FIG. 9 is a right side elevational view thereof;

FIG. 10 is a perspective view of an inflatable block covering showing my new design, shown in an unused, flattened configuration;

FIG. 11 is an enlarged portion view taken from encircled portion labeled, "FIG. 11" in FIG. 10;

FIG. 12 is a top plan view thereof;

FIG. 13 is a bottom plan view thereof;

FIG. 14 is an enlarged portion view taken from encircled portion labeled, "FIG. 5" in FIG. 14;



FIG. 15 is a front elevational view thereof;

FIG. 16 is a rear elevational view thereof;

FIG. 17 is a left side elevational view thereof; and,

FIG. 18 is a right side elevational view thereof.

1 Claim, 18 Drawing Sheets
(18 of 18 Drawing Sheet(s) Filed in Color)



(56)

References Cited

U.S. PATENT DOCUMENTS

3,747,743	A *	7/1973	Hoffmann, Jr.	B65B 63/026 206/321
4,061,804	A *	12/1977	McCulloch	D02G 1/122 428/17
4,248,343	A *	2/1981	Schaefer	A01F 25/13 150/154
4,356,220	A *	10/1982	Benedyk	A41G 1/009 428/17
4,570,789	A *	2/1986	Fritz	A01F 15/071 206/410
4,884,682	A *	12/1989	Weder	B30B 9/30 206/83.5
6,306,477	B1 *	10/2001	Pacione	A47G 27/0293 428/62
D479,424	S *	9/2003	Sellman, Jr.	D6/582
6,951,080	B2 *	10/2005	Korman	E04B 1/3555 52/600
D540,545	S *	4/2007	Doose	D5/32
D570,730	S *	6/2008	Garrison	D11/117
7,707,784	B2 *	5/2010	Korman	E04B 2/02 52/561
9,309,630	B2 *	4/2016	Allingham	A63C 19/04
D782,360	S *	3/2017	Kaczmariski	D11/117
D833,159	S *	11/2018	Adams	D5/62
D840,698	S *	2/2019	Davant	D5/32
D843,262	S *	3/2019	Kolkman	D11/117
2008/0260975	A1 *	10/2008	Morton-Finger	D01D 5/24 428/17

* cited by examiner




FIG. 1




FIG. 2




FIG. 3

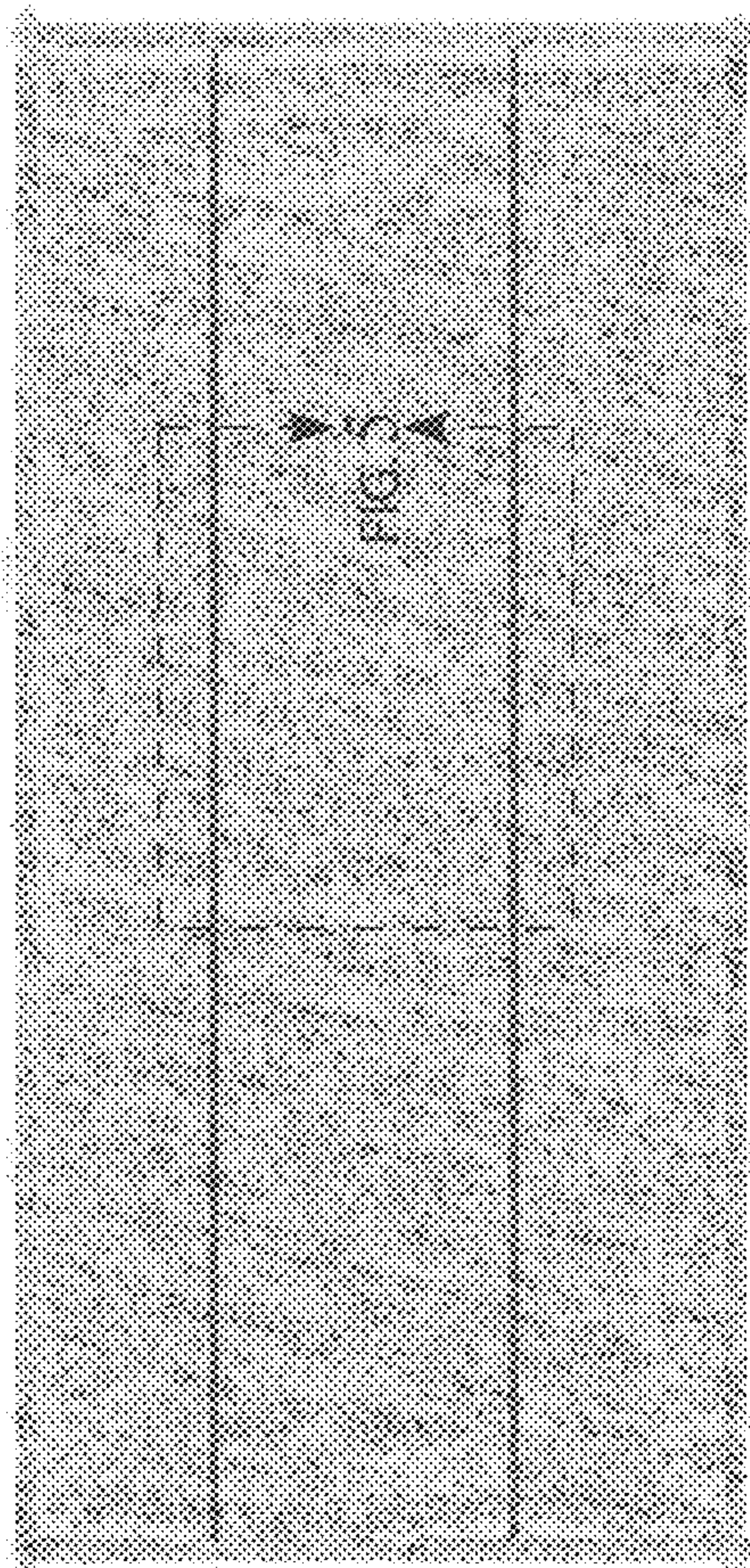


FIG. 4




FIG. 5




FIG. 6




FIG. 7




FIG. 8




FIG. 9

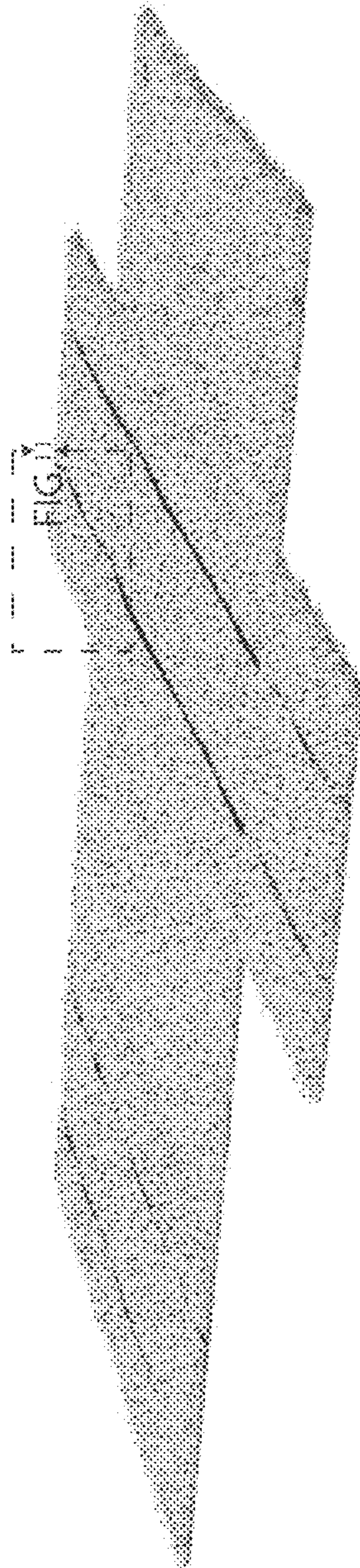


FIG. 10




FIG. 11




FIG. 12



FIG. 13




FIG. 14




FIG. 15



FIG. 16



FIG. 17



FIG. 18