



US00D874330S

(12) **United States Design Patent** (10) **Patent No.:** **US D874,330 S**
Bhosale (45) **Date of Patent:** **** *Feb. 4, 2020**

- (54) **JEWEL SETTING**
- (71) Applicant: **Jewelex New York, Ltd.**, New York, NY (US)
- (72) Inventor: **Nayan Ramchandra Bhosale**, Maharashtra (IN)
- (73) Assignee: **JEWELX NEW YORK, LTD.**, New York, NY (US)
- (*) Notice: This patent is subject to a terminal disclaimer.
- (**) Term: **15 Years**
- (21) Appl. No.: **29/700,867**
- (22) Filed: **Aug. 6, 2019**

Related U.S. Application Data

- (63) Continuation-in-part of application No. 15/279,247, filed on Sep. 28, 2016.
- (51) **LOC (12) Cl.** **11-01**
- (52) **U.S. Cl.**
USPC **D11/91**
- (58) **Field of Classification Search**
USPC D11/1-6, 26, 32, 34-36, 40-44, 56, 83, D11/91, 92
CPC A44C 5/00; A44C 5/0053; A44C 5/0084; A44C 5/0092; A44C 5/12; A44C 5/14; A44C 1/00; A44C 15/00; A44C 17/006; A44C 17/02; A44C 17/04; A44C 17/043; A44C 17/046
See application file for complete search history.

(56) **References Cited**
U.S. PATENT DOCUMENTS

- 2,273,227 A 2/1942 Simmons
- 5,056,337 A * 10/1991 Nhaissi A44C 17/02
63/26

- D322,043 S * 12/1991 Chia D11/6
- D329,026 S * 9/1992 Chia D11/6
- D336,057 S * 6/1993 Chia D11/6
- D336,059 S * 6/1993 Chia D11/6
- D337,069 S * 7/1993 Chia D11/6
- D379,071 S * 5/1997 Miceli D11/26
- 7,444,835 B2 11/2008 Mehta
- 7,861,555 B2 1/2011 Seliktar
- D642,085 S * 7/2011 Modi D11/1
- D642,489 S * 8/2011 Modi D11/1
- D644,141 S * 8/2011 George D11/1
- D647,817 S * 11/2011 Kothari D11/91
- 8,215,126 B2 7/2012 Mattar

(Continued)

Primary Examiner — Cynthia Ramirez
Assistant Examiner — L. Martinez
(74) *Attorney, Agent, or Firm* — Andrew F. Young, Esq.;
Lackebach Siegel, LLP

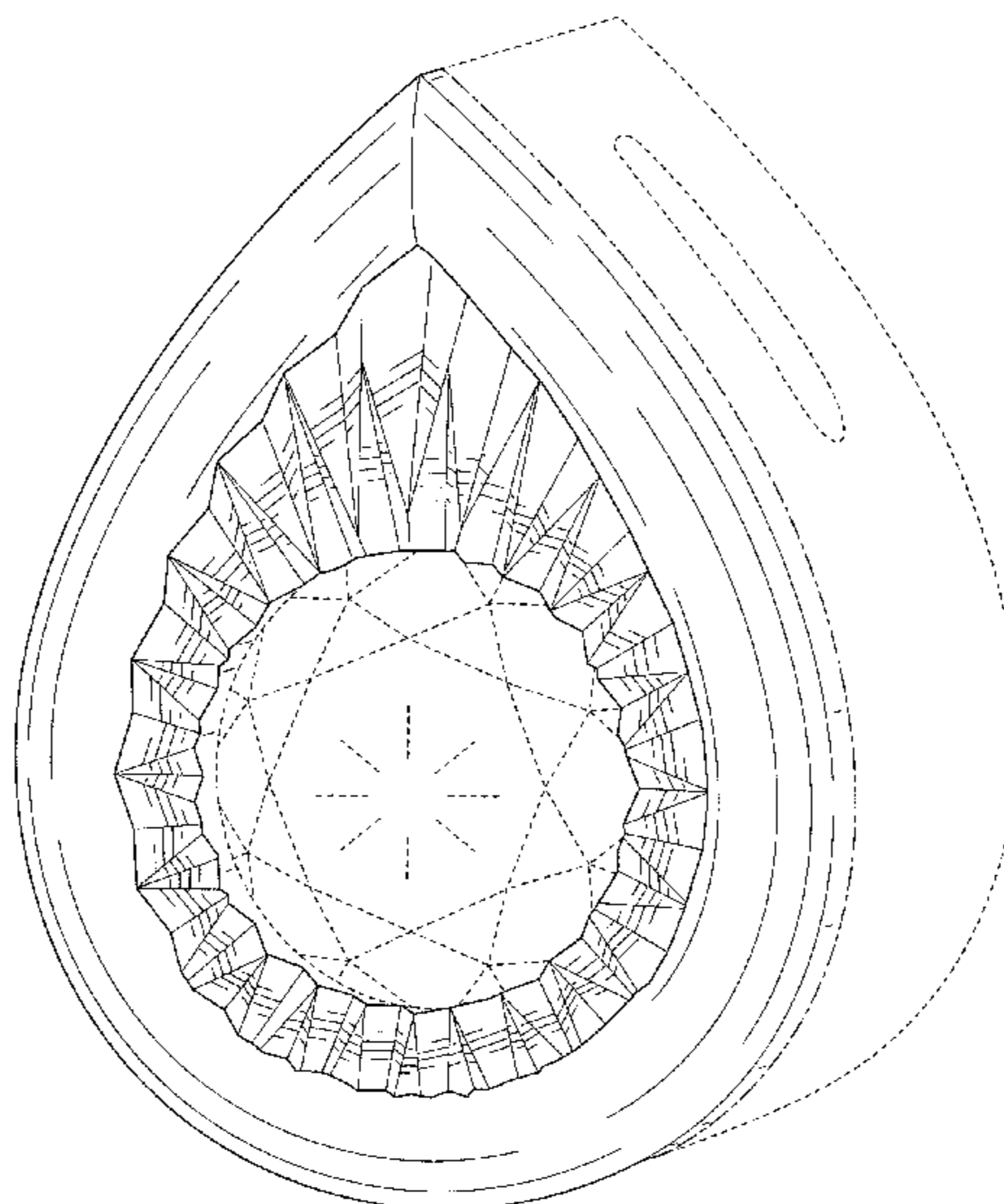
(57) **CLAIM**

The ornamental design for a jewel setting, as shown and described.

DESCRIPTION

This application relates to, but does not claim priority from U.S. patent application Ser. No. 29/676,746 filed Jan. 14, 2019.
FIG. 1 is right front top perspective view of a jewel setting showing my new design.
FIG. 2 is a left rear top perspective view thereof.
FIG. 3 is a front elevation view thereof.
FIG. 4 is a rear elevation view thereof.
FIG. 5 is a right side elevation view thereof.
FIG. 6 is a left side elevation view thereof.
FIG. 7 is top plan view thereof; and,
FIG. 8 is a bottom plan view thereof.
The dash-dash lines in the drawings represent portions of the jewel setting that form no part of the claimed design. The dash-dot-dash lines in the drawings represent the bounds of the claimed design and form no part thereof.

1 Claim, 7 Drawing Sheets



(56)

References Cited

U.S. PATENT DOCUMENTS

D687,337	S *	8/2013	Kothari	D11/91
D692,342	S	10/2013	Bennett		
D693,726	S *	11/2013	Kothari	D11/91
9,582,615	B2	2/2017	Carbonera		
D783,446	S *	4/2017	Kothari	D11/91
D798,188	S *	9/2017	Wong	D11/92
D828,781	S *	9/2018	Bhansali	D11/91
D829,125	S *	9/2018	Bhansali	D11/91
D829,126	S *	9/2018	Bhansali	D11/91
D840,866	S *	2/2019	Parikh	D11/91
D845,822	S *	4/2019	Bhansali	D11/91
D845,823	S *	4/2019	Bhansali	D11/91
D851,534	S *	6/2019	Bhosale	D11/91
D851,535	S *	6/2019	Bhosale	D11/91
D851,536	S *	6/2019	Bhosale	D11/91
D852,084	S *	6/2019	Ho	D11/92
D854,964	S *	7/2019	Golden	D11/91
D868,615	S *	12/2019	Bhosale	D11/91
2015/0342310	A1 *	12/2015	Kei	A44C 17/02
					63/28
2019/0021459	A1 *	1/2019	Lin	A44C 17/02
2019/0298012	A1 *	10/2019	Das	A44C 17/02

* cited by examiner

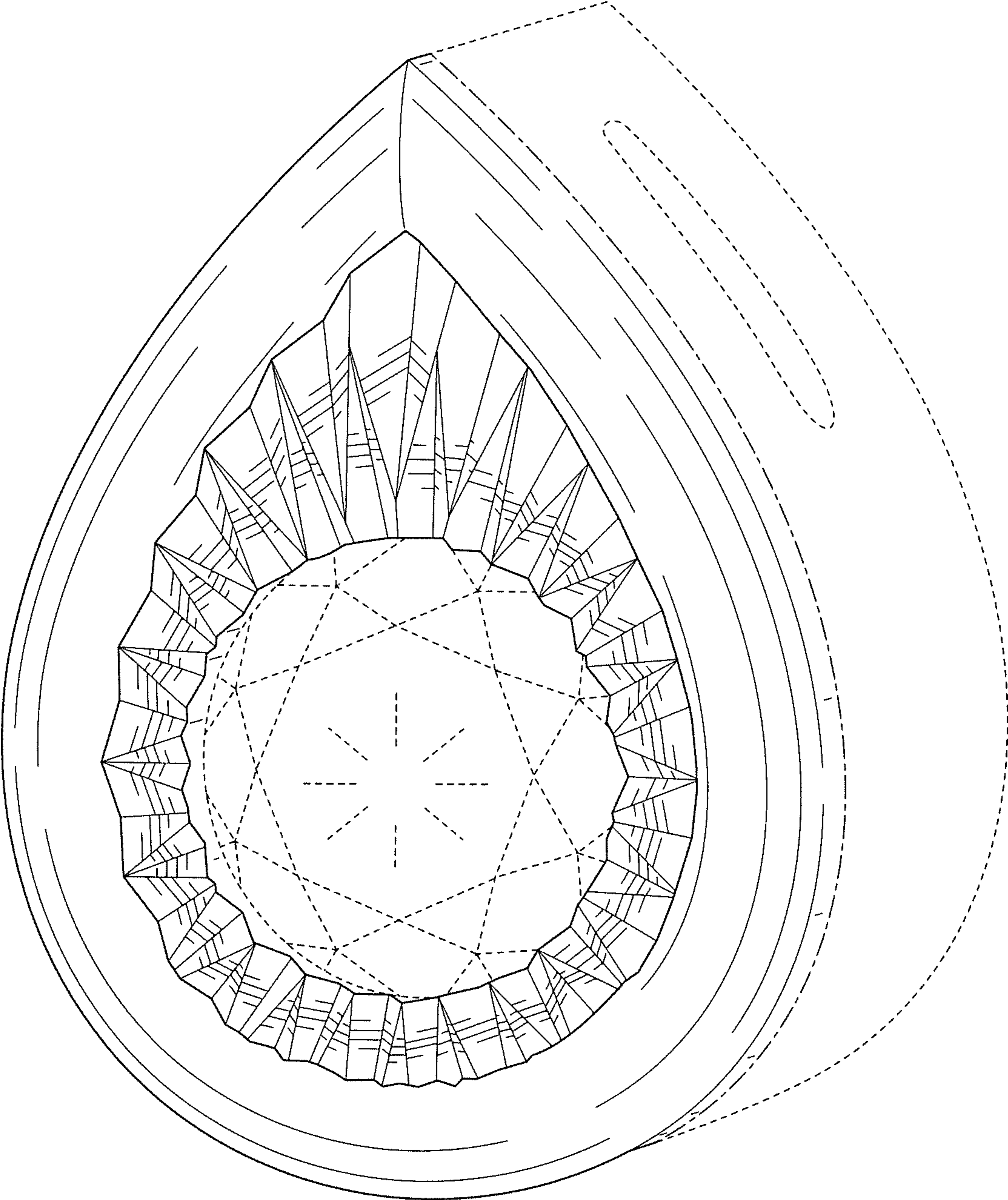


FIG. 1

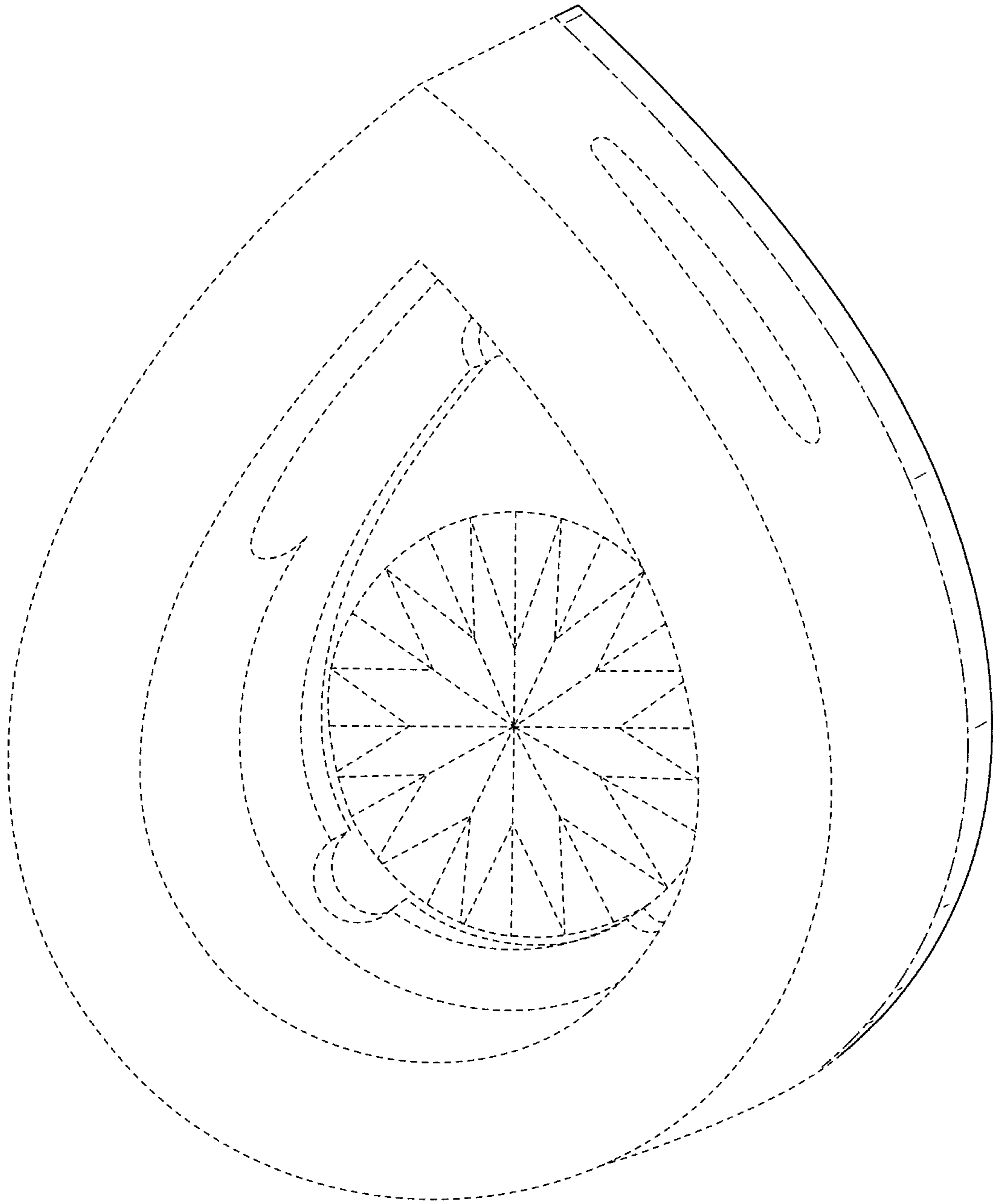


FIG. 2




FIG. 3

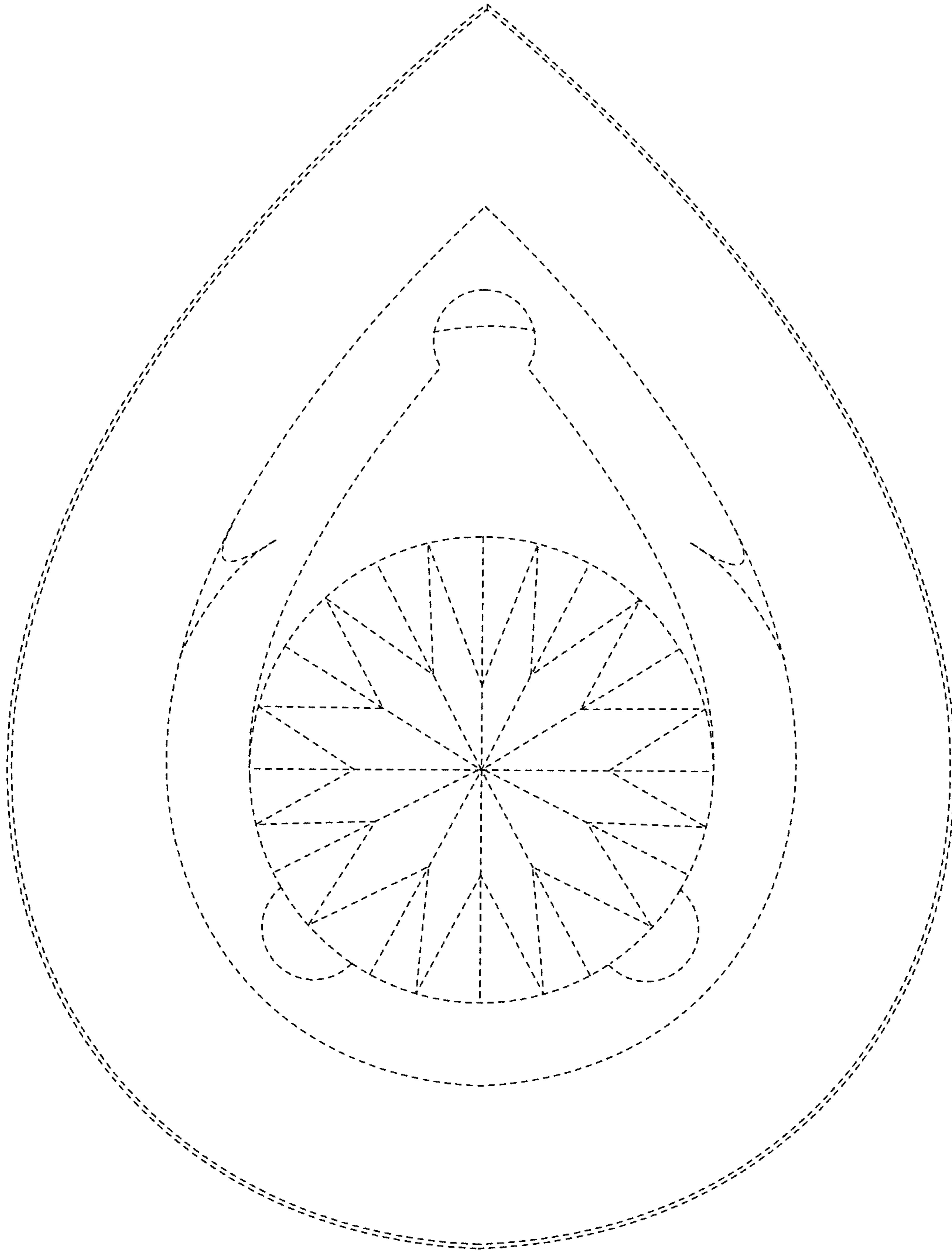


FIG. 4

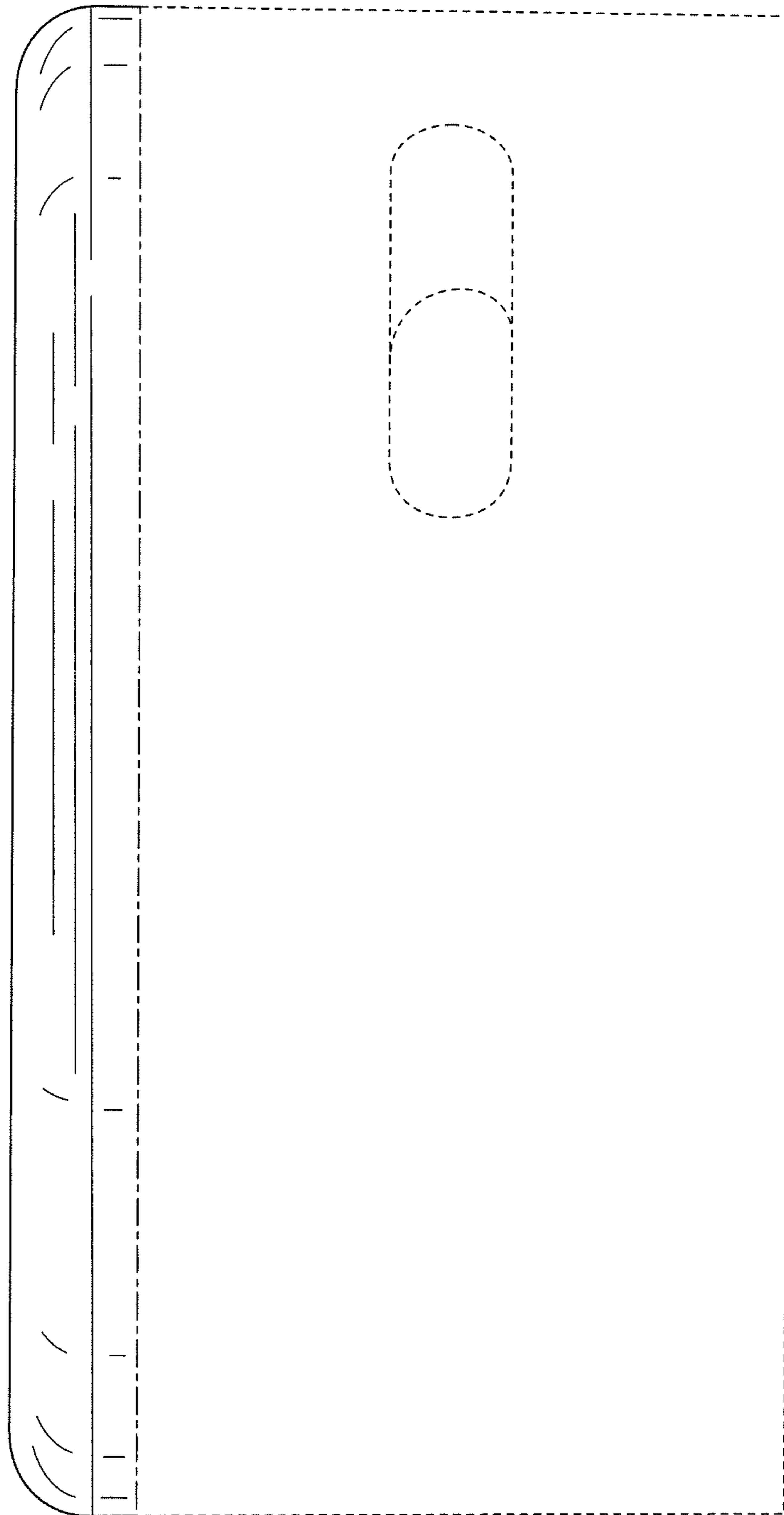


FIG. 5

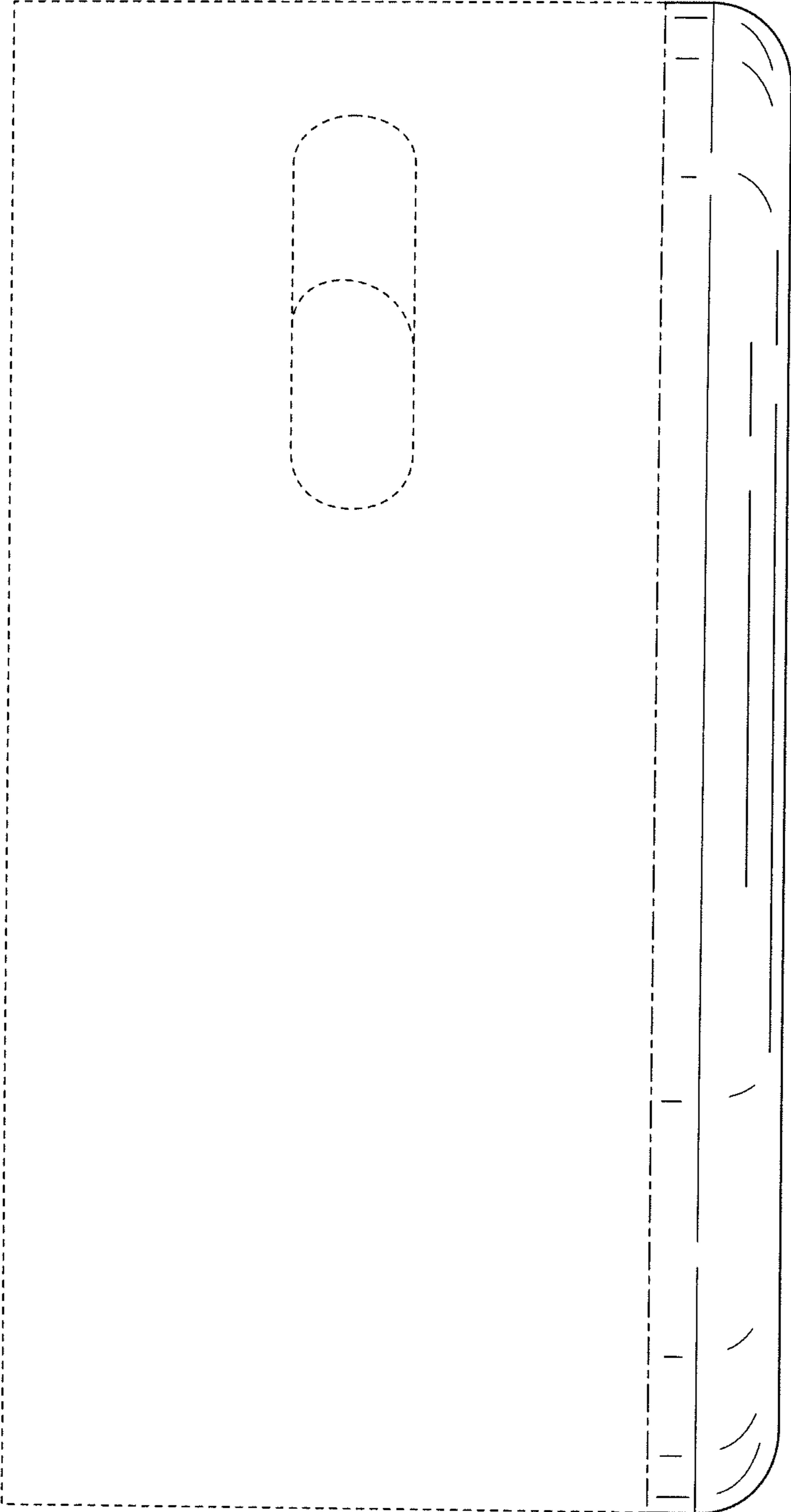


FIG. 6

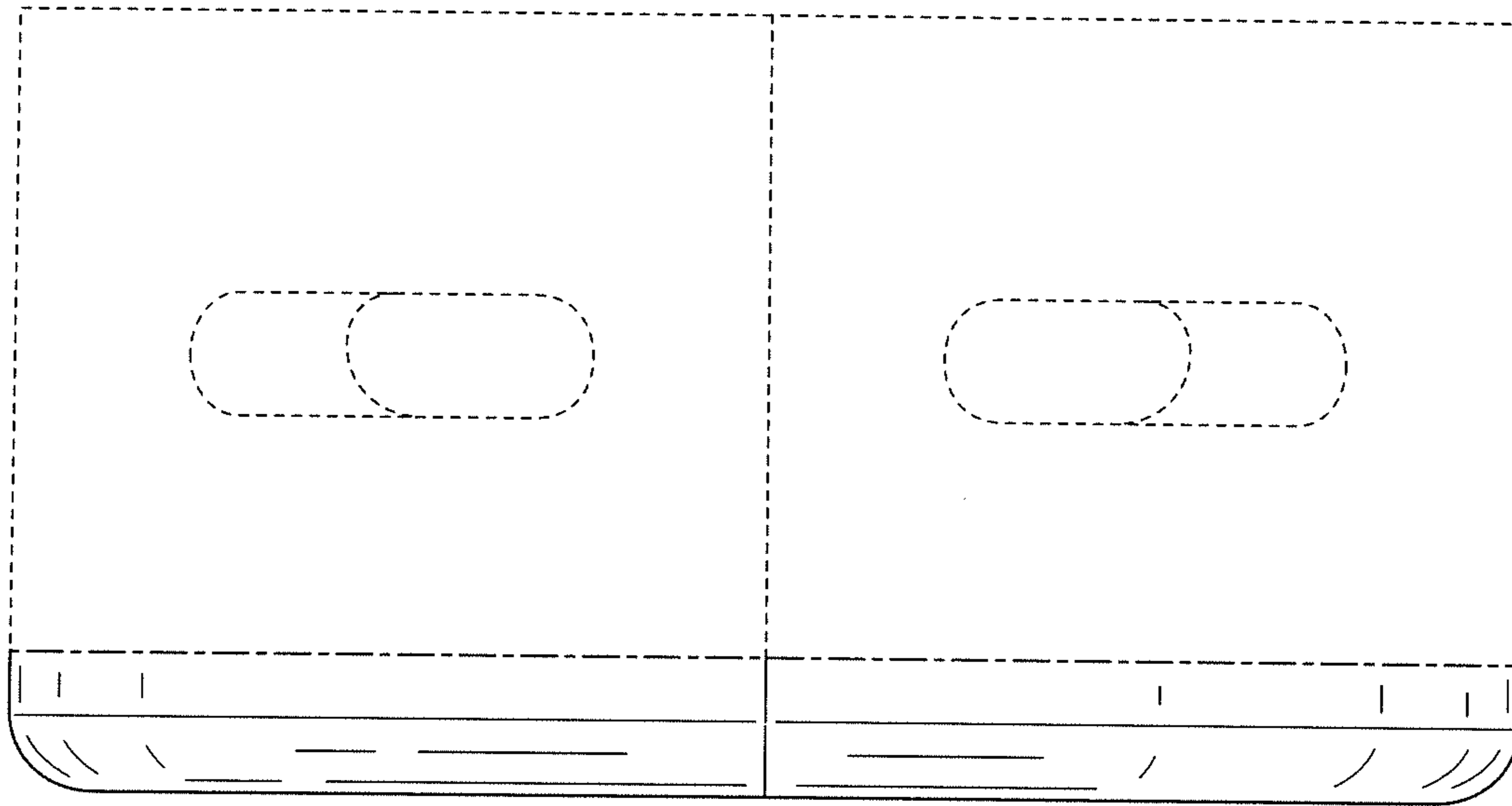


FIG. 7




FIG. 8